




Catalogue 2023

HOYA
FOR THE VISIONARIES



CONTENTS

INTRODUCTION 05

Product Range Overview	06
Coatings Overview	07
Photochromic Lenses	08
Polarised	09
PNX	10
Mirror and Sun Lenses	11
FastTrack Service	12
Delivery: Service Time Calendar	13

STOCK LENSES 15

Nulux	17-20
Hilux	21-29
Glass	30
Sunbrown / Sungrey 1.52	31
LHI 1.70	32

RX LENSES 33

PROGRESSIVE 35

Individual	37
iD MySelf	38-44
Premium+	45
iD MyStyle	46-52
Premium	53
iD LifeStyle 4/4i	54-64
Advanced	65
Balansis	66-76
Standard	77
Daynamic	78-88
Basic	89
Amplitude Plus	90-100

OCCUPATIONAL 101

Individual	103
iD WorkStyle 3	104-114
Premium	115
WorkStyle Business	116-122
Advanced	123
WorkSmart Room	124-130
Standard	131
SUPERREADER	132-136

SINGLE VISION 137

Specialist	139
MiYOSMART	140-142
Individual	143
Nulux iDentity V+	144-152
Premium	153
Sync III	154-164
Advanced	165
Nulux TrueForm	166-172
Standard	173
Hilux TrueForm	174-184
Basic	185
Nulux	186-191
Hilux	192-202

SPECIALITY LENSES 203

Sports	205
Sportive Progressive	208-213
Sportive Single Vision	214-219
Driving Lens	221
EnRoute Progressive	223-228
EnRoute Single Vision	229-234
Blended Aspheric	235
Nulux Seamless Aspheric	237

BIFOCAL 239

Standard	241
C28 TrueForm	243-244
S28 TrueForm	245
Basic	247
C28	249-250
S28	251-252
R28	253
S35	254
Executive	255
S728	256

GLASS 257

Progressive	259
Hoyalux Summit Pro	260-262
Hoyalux Summit CD	263-264
Amplitude	265
Single Vision	267
THI 1.90	268
THI-2 1.81	269
LHI 1.70	270
LHI-2 1.60	271
UV 1.52	272
Bifocal	273
C28 LHI-2 1.60	274
C28 1.52	275
C25 1.52	276

T&C'S 277-282

APPENDIX 283-294

Useful Links:

www.hoyalens.co.uk/catalogue

Full digital version of this catalogue

www.hoyavision.co.uk

HOYA's website

www.hoya-rewards.com

HOYA Incentive and Loyalty Club – if you're not already a member, speak to your Business Development Manager for details

Product Specific Links:

hoyaidentifier.com

Hoyalux iD MySelf and MyStyle V+ selection assistant



HoyaLensUK



HOYAuk



Hoya Vision Care



Hoya_UK



hoyalensuk



HOYA
FOR THE VISIONARIES

Introduction



PRODUCT RANGE OVERVIEW

	Individual	Premium+	Premium	Advanced	Standard	Basic	
PROGRESSIVE							
OCCUPATIONAL							
SINGLE VISION						 	
BIFOCALS							
COATINGS							
PHOTOCHROMIC							
SPORTS							

COATINGS OVERVIEW

The quality and durability of spectacle lenses is very much affected by the quality of the coating, this is why HOYA has always invested heavily in the development of quality anti-reflection coatings and retains a leading position as a manufacturer in the coating market.



UV Control is a coating which has an innovative double sided approach, filtering harmful UV light from the front and neutralising reflected UV from the back of the lens.

Now includes a no quibble guarantee.



BlueControl is a coating that neutralises the blue light emitted by digital screens, reducing eye fatigue, eye strain and sleeplessness. Benefits include the reduction of glare and enhanced contrast.

Now includes a no quibble guarantee.



High-Vision LongLife is the hardest, most durable anti-reflection coating available from HOYA today. 50% more scratch resistant than Super Hi-Vision.


Now includes a no quibble guarantee.



Hi-Vision SUN Pro is a new premium quality coating that's designed to improve visual performance durability and aesthetics. The all-around protection is a great choice for customers who plan to have an active summer outdoors.



Super Hi-Vision, known for its high scratch resistance, is practically as hard as glass lenses which minimises the risk of scratches and prevents the coating from peeling.



Hi-Vision Aqua is a high-quality stable coating with a water repellent top layer. It comes as standard with a hard coat layer, reducing the risk of annoying scratches.



OTHER COATINGS AVAILABLE

Concave anti-reflection

Coating the back surface of a lens with an anti-reflection coating can help to reduce the reflections of light that enter from behind you and bounce off the concave surface into your eyes, ideal for use on tinted lenses.

UV Treatment

UV protection for patients eyes is highly recommended. At all times all our lenses comply to the UV requirements of BS EN ISO 8980-3.


UV protection is inherent on all HOYA lens materials, only for 1.50 we recommend an addition of an enhanced UV treatment to block all harmful UV.

HOYA is able to supply both UV 385 and 400 on all 1.50 products.

Hard Coat

Ensures better resistance against scratches and guarantees the lenses keep their optical qualities for longer.

Photochromic Lenses



HOYA's Sensity 2 is the latest innovation in photochromic lenses that provides unparalleled performance and outstanding user comfort.

- Stabilight Technology™ ensures consistent performance in different climates and seasons
- Excellent contrast and glare reduction with Sensity's deep, natural colours
- Exceptional optical quality and durability due to Photochromic Precision Technology
- Widest Free Form product range in progressive, single vision and bifocal.



Sensity Dark: the next step in light reactive lenses. This product innovation of the Sensity family stands out with extra performance. Sensity Dark lenses deliver extra darkness in the open air and even behind the car window, offering the performance your patients require in their outdoor activities. Indoors they quickly fade back again to exceptionally clear lenses.



Make your move towards Sensity Shine: the next step in light reactive lenses. This product innovation of the Sensity family stands out with extra style. Sensity Shine lenses give your patients an exclusive look thanks to a mirror coating that is more intense in the light yet subtle when indoors. Sensity Shine lenses also deliver extra darkness when outdoors.



Sensity Fast is the fastest light adaptive lens. Ideal for those who frequently move between inside and outside and are constantly on the go

Polarised Lenses



HOYA Polarised lenses effectively block reflections and eliminate annoying glare from the sun, while increasing contrast, providing better comfort outdoors, even on extremely bright days.

HOYA Polarised lenses are the number one sun solution for outdoor lovers.

Benefits:

- Eliminates glare and unpleasant reflections
- Neutralises the excessive brightness of sunlight
- 100% UV-A and UV-B protection
- A polarising efficiency of over 98%
- Three fashionable colours to choose from
- Contrast-rich vision
- Suitable for all ages, including children

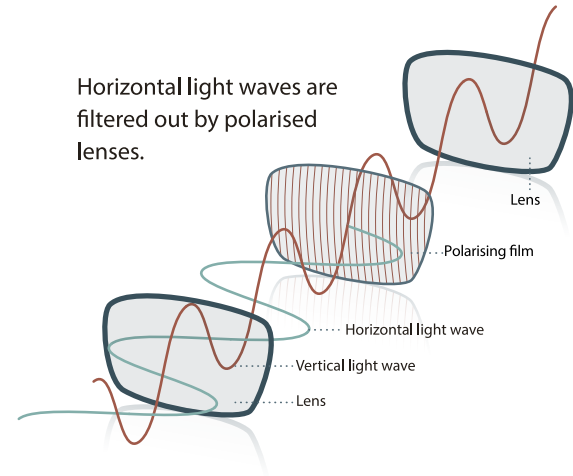
The results are:

- less glare
- less eyestrain
- comfortable vision

Coatings and combinations

Light mirror coating: In addition to HOYA's classic mirror coatings (blue, silver and gold) there are also light mirror options available in four fashionable colours (blue, silver, copper and violet).

The light mirror coatings are exceptionally elegant.



Horizontal light waves are filtered out by polarised lenses.

FEATURES



100% UV PROTECTION



POLARISED FILM



TINTS



SPORTS AND RECREATION

Multiple design options in the lower and premium lens categories
(for single vision and progressive lenses)

Fashionable coating options including Light Mirror

Available in indices 1.50, 1.53, 1.60 and 1.67

Highly aesthetic

Thin lenses thanks to our Thickness Control Technology**

**Only available for 1.60 and 1.67 indices. Not available on Amplitude TrueForm.

PNX



With PNX 1.53 you are able to sell confidence to your patients. This highly dependable material protects the eyes against harmful UV radiation and is the most shock resistant material available for spectacle lenses. Combining quality and affordability, PNX 1.53 is rapidly becoming the first choice as the introductory lens option.

For whom:

- Patients with an active lifestyle
- Patients requiring a strong, reliable and safe lens
- Children who require a tough lens suitable for every situation

Patient benefits

- Super tough, durable lenses
- Lightweight and comfortable
- 100% UV protection
- 2 year anti-breakage guarantee

Strong, flexible and elastic

PNX 1.53 is a robust material whose elasticity and flexibility make it ideal for active lifestyles and challenging conditions. PNX 1.53 has passed some of the most demanding tests in the market, enduring pulling forces of between 60-80kg and boasting extremely high impact resistance.

Optically precise and stable

Thanks to the balanced production process, the optical qualities of PNX 1.53 are unsurpassed in every respect. An abbe-value of 43 guarantees contrasted vision, which is highly beneficial for outdoor activities.

Optimal protection

- 100% UV protection
- Standard with HOYA's Hard scratch resistant coating
- Easy cleaning

If all of the above isn't enough, PNX 1.53 comes with a 2 year anti-breakage guarantee offering you complete peace of mind with your lens purchase.

MIRROR AND SUN LENSES



Special Sphere: A new perspective on performance

Function and fashion go hand in hand with Special Sphere, HOYA's range of contrast-enhancing tints. Fine details remain clearly visible when light conditions are far from optimal.

- High contrast vision in all weather conditions
- Suitable for the most diverse activities
- Ample choice for fashion-conscious patients

Available in indices 1.67, 1.60, 1.53, 1.50


SPECIAL SPHERE

- Green
- Orange
- Yellow
- Copper
- Brown
- Purple

WEATHER CONDITION



SPORTS INDICATION



Mirror: Reflect your style

Appearance is everything! In line with the latest fashion trends, HOYA offers a mirror coating in three eye-catching colour variations: gold, silver and blue. Together with the new Light Mirror tints, the range now consists of 7 mirror colours. The coating creates a radiant, edgy style, which is sure to appeal to your patients' fashion sense... and reflects yours!

HOYA Mirror is available across all designs and comes with a concave anti-reflection coating.



Mirror



Light Mirror

For availability see the Appendix or catalogue product pages.

FASTTRACK SERVICE



HOYA now offer a super-fast despatch service on selected premium Hoya products that are manufactured in the UK.

The Service

HOYA FastTrack provides a **guaranteed 1 day despatch** (and guaranteed 2 day delivery to UK mainland addresses) service on selected Free Form uncut lenses. These can also be remote edged with a guaranteed 2 day despatch (and guaranteed 3 day delivery to UK mainland addresses) service.

The Guarantee

UK Mainland - If your uncut lenses are not delivered by 5pm 2 working days from the date of order, or your remote edged lenses are not delivered by 5pm 3 working days from the date of your order, we will provide a full refund of the service charge and also offer an additional 10% discount on the value of the lens order.*

Availability

Design	Material	Coatings
LifeStyle 4i**	1.50 & 1.60	HiVision LongLife
LifeStyle 4**	1.50 & 1.60	HiVision LongLife
Balansis	1.50 & 1.60	HiVision LongLife
Daynamic	1.50 & 1.60	HiVision LongLife
Amplitude Plus	1.50 & 1.60	HiVision LongLife
WorkSmart Business	1.50 & 1.60	HiVision LongLife
WorkSmart Room	1.50 & 1.60	HiVision LongLife
Supereader	1.50 & 1.60	HiVision LongLife
Sync III	1.50 & 1.60	HiVision LongLife
Nulux TrueForm	1.50 & 1.60	HiVision LongLife
Hilux TrueForm	1.50 & 1.60	HiVision LongLife

Despatch

Mon	Tue	Wed	Thurs	Fri	Sat	Sun	Mon	Tue	Wed
ORDER (before 5pm)	DESPATCHED (placed)	DESPATCHED (remote edged)							
	ORDER (before 5pm)	DESPATCHED (placed)	DESPATCHED (remote edged)						
		ORDER (before 5pm)	DESPATCHED (placed)	DESPATCHED (remote edged)	NON WORKING DAY	NON WORKING DAY			
			ORDER (before 5pm)	DESPATCHED (placed)			DESPATCHED (remote edged)		
				ORDER (before 5pm)			DESPATCHED (placed)	DESPATCHED (remote edged)	
					ORDER (placed)	ORDER (placed)	ORDER (before 5pm)	DESPATCHED (placed)	DESPATCHED (remote edged)

Ordering

To take advantage of this great service simply enter FAST in the 'Reference/Last name' field when ordering via HoyaiLog, or quote FAST when placing your order over the telephone.

Cost

The HOYA FastTrack service is charged at £5/€6 per lens.

*Terms and conditions apply. Please see www.hoyanet.co.uk for details.

**FastTrack service not available for 80mm Diameter

DELIVERY: SERVICE TIME CALENDAR

Use the table below as a guide to delivery time; the table shows the total days from order to despatch.

	Individual and Premium Single Vision/Indoor/Progressive/Sports/Driving				
	Uncoated	Hard	Anti-reflection	Tint	UV Block
Clear		5 days	6 days	1 extra day	1 extra day
Polarised/Sensity		6 days	7 days		

	Advanced, Standard Single Vision/Indoor/Progressive/Bifocal				
	Uncoated	Hard	Anti-reflection	Tint	UV Block
Clear		4 days	5 days	1 extra day	1 extra day
Polarised/Sensity		5 days	6 days		

	Basic Single Vision/Progressive/Bifocal				
	Uncoated	Hard	Anti-reflection	Tint	UV Block
Clear	2 days	4 days	5 days	1 extra day	1 extra day
Polarised/Sensity		5 days	6 days		

	Glass Single Vision/Bifocal/Progressive				
	Uncoated	Hard	Anti-reflection	Tint	UV Block
	5 days		6 days	1 extra day	


N.B.

Days = Working days, which are Monday to Friday

Days = Day of order counts as 1 day if ordered before 4pm

Exceptions

S35, Executive, S728, Nulux SAS, add 1 day to Conventional



Stock

HOYA
FOR THE VISIONARIES

Stock

CONTENTS

STOCK

NULUX



Nulux 1.74	17
Nulux 1.67	18
Nulux 1.67 SENSITY	19
Nulux 1.60	20



Glass 1.52	30
Sunbrown/Sungrey 1.52	31
LHI 1.70	32

HILUX

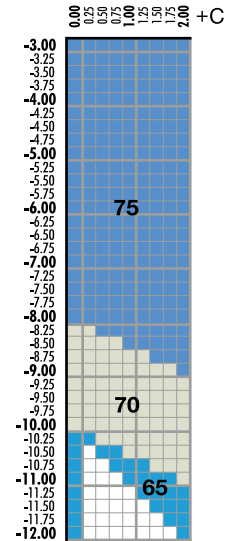


Hilux 1.67	21
Hilux 1.60	22
Hilux 1.60 SENSITY	23
Hilux 1.53	24
Hilux 1.50 UNCOATED	25
Hilux 1.50 HARD COATED	26
Hilux 1.50 ANTI-REFLECTION COATED	27
Hilux 1.50 SENSITY	28
Hilux 1.50 SUNGLASS	29

GEOMETRY	Aspheric
SURFACING	Conventional back surface

COATINGS	DELIVERY*
Hi-Vision LongLife	Same day despatch†

OTHER SERVICES	DELIVERY*
Remote Edging (all frame types)	Add 1 day
Cut and Drill (rimless)	Add 1 day
Fully Glazed (all frame types)	Add 2 days



Stock Range

Fitting Instructions:

Measure height to pupil centre then lower by 1mm for every 2 degrees of pantoscopic tilt.

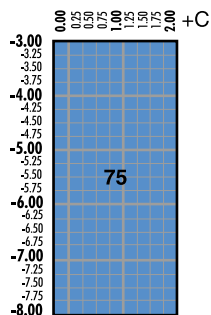
Useful Information:

* Working days to despatch.
 † When ordered before 4pm Monday to Friday.
 For full Service Time Calendar see page 13.

GEOMETRY	Aspheric
SURFACING	Conventional back surface

COATINGS	DELIVERY*
Hi-Vision LongLife	Same day despatch†
Super Hi-Vision	Same day despatch†

OTHER SERVICES	DELIVERY*
Remote Edging (all frame types)	Add 1 day
Cut and Drill (rimless)	Add 1 day
Fully Glazed (all frame types)	Add 2 days



Stock Range

Fitting Instructions:

Measure height to pupil centre then lower by 1mm for every 2 degrees of pantoscopic tilt.

Useful Information:

* Working days to despatch.
 † When ordered before 4pm Monday to Friday.
 For full Service Time Calendar see page 13.



SENSITY

2

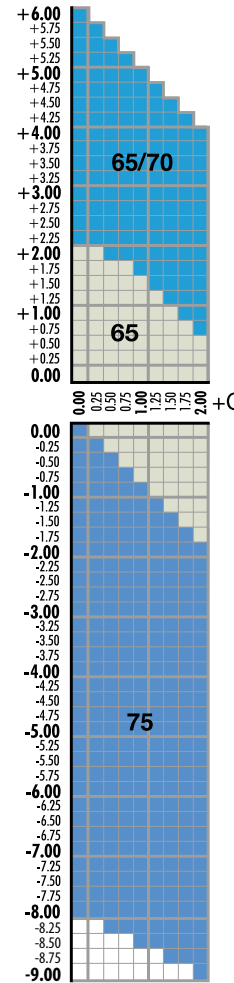
NULUX

INDEX: 1.67

GEOMETRY	Aspheric
SURFACING	Conventional back surface

COATINGS	DELIVERY*
Hi-Vision LongLife UV Control	3 days

OTHER SERVICES	DELIVERY*
Remote Edging (all frame types)	Add 1 day
Cut and Drill (rimless)	Add 1 day
Fully Glazed (all frame types)	Add 2 days



Useful Information:

Reaction times published are for Rx lenses only. Stock lenses may react differently due to the difference in the manufacturing process. We would therefore recommend that you do not mix stock and Rx lenses when ordering a pair.

Available in Brown, Grey and Green

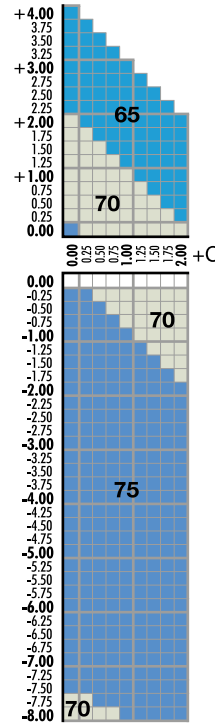
*Working days to despatch.

For full Service Time Calendar see page 13.

GEOMETRY	Aspheric
SURFACING	Conventional back surface

COATINGS	DELIVERY*
Hi-Vision LongLife	Same day despatch†
Super Hi-Vision	Same day despatch†
Hi-Vision Aqua	Same day despatch†

OTHER SERVICES	DELIVERY*
Remote Edging (all frame types)	Add 1 day
Cut and Drill (rimless)	Add 1 day
Fully Glazed (all frame types)	Add 2 days



Stock Range

Fitting Instructions:

Measure height to pupil centre then lower by 1mm for every 2 degrees of pantoscopic tilt.

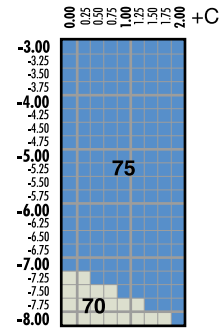
Useful Information:

* Working days to despatch.
 † When ordered before 4pm Monday to Friday.
 For full Service Time Calendar see page 13.

GEOMETRY	Spheric
SURFACING	Conventional back surface

COATINGS	DELIVERY*
Hi-Vision LongLife	Same day despatch†
Super Hi-Vision	Same day despatch†

OTHER SERVICES	DELIVERY*
Remote Edging (all frame types)	Add 1 day
Cut and Drill (rimless)	Add 1 day
Fully Glazed (all frame types)	Add 2 days



Stock Range

Useful Information:

* Working days to despatch.

† When ordered before 4pm Monday to Friday.

For full Service Time Calendar see page 13.

GEOMETRY

Spheric

SURFACING

Conventional back surface

COATINGS

DELIVERY*

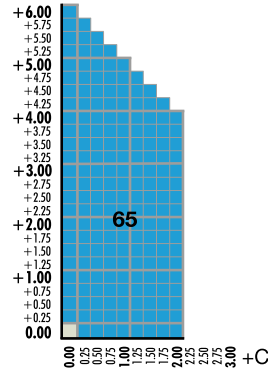
BlueControl	3 days
Hi-Vision LongLife	Same day despatch†
Super Hi-Vision	Same day despatch†
Hi-Vision Aqua	Same day despatch†

OTHER SERVICES

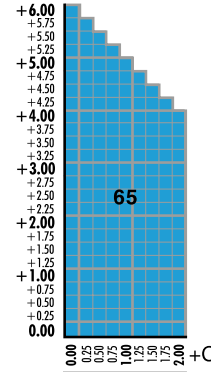
DELIVERY*

Remote Edging (all frame types)	Add 1 day
Cut and Drill (rimless)	Add 1 day
Fully Glazed (all frame types)	Add 2 days

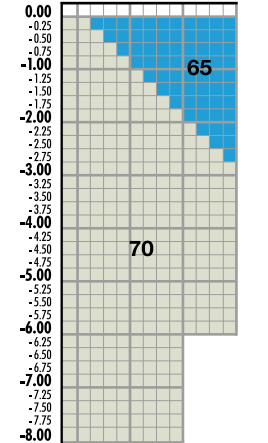
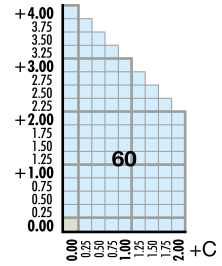
Hilux 1.60
BlueControl



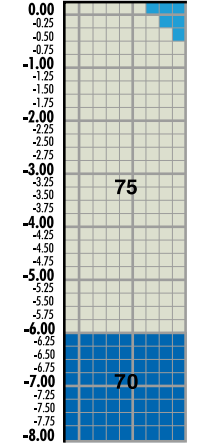
Hilux 1.60
Hi-Vision LongLife



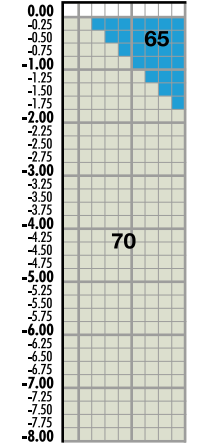
Hilux 1.60
Super Hi-Vision &
Hi-Vision Aqua



Stock Range



Stock Range



Stock Range

Useful Information:

* Working days to despatch.

† When ordered before 4pm Monday to Friday.

For full Service Time Calendar see page 13.



SENSITY

2

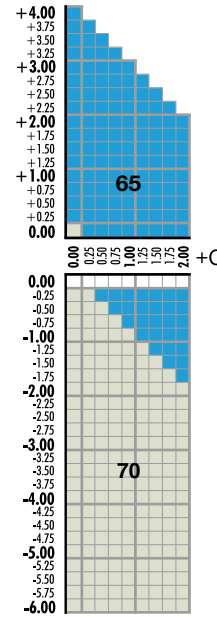
HILUX

INDEX: 1.60

GEOMETRY	Spheric
SURFACING	Conventional back surface

COATINGS	DELIVERY*
Hi-Vision LongLife UV Control	3 days

OTHER SERVICES	DELIVERY*
Remote Edging (all frame types)	Add 1 day
Cut and Drill (rimless)	Add 1 day
Fully Glazed (all frame types)	Add 2 days



Stock Range

Useful Information:

Reaction times published are for Rx lenses only. Stock lenses may react differently due to the difference in the manufacturing process. We would therefore recommend that you do not mix stock and Rx lenses when ordering a pair.

Available in Brown, Grey and Green

*Working days to despatch.

For full Service Time Calendar see page 13.

GEOMETRY

Spheric

SURFACING

Conventional back surface

COATINGS

DELIVERY*

Hi-Vision LongLife

Same day despatch†

Hi-Vision Aqua

1- 3 days

Hard

1- 3 days

OTHER SERVICES

DELIVERY*

Remote Edging (all frame types)

Add 1 day

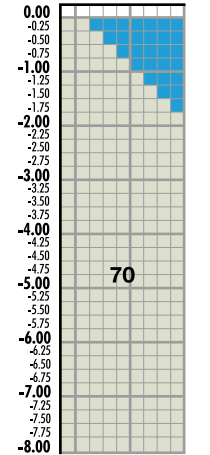
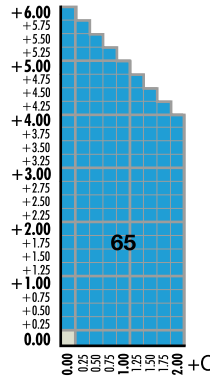
Cut and Drill (rimless)

Add 1 day

Fully Glazed (all frame types)

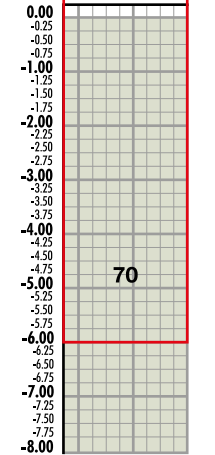
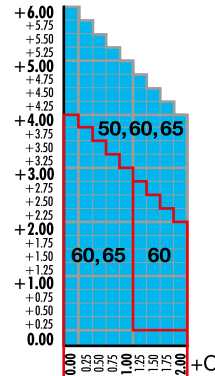
Add 2 days

Hilux 1.53
Hi-Vision LongLife



Stock Range

Hilux 1.53
Hi-Vision Aqua
& Hard



Stock Range



Same day despatch

Hi-Vision Aqua and
Hard 50mm are 3 days

Useful Information:

* Working days to despatch.

† When ordered before 4pm Monday to Friday.

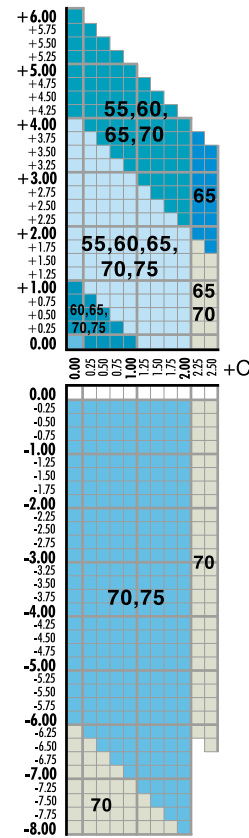
For full Service Time Calendar see page 13.

GEOMETRY	Spheric
SURFACING	Conventional back surface

COATINGS	DELIVERY*
UV Control	Add 2 days
BlueControl	Add 2 days
Hi-Vision LongLife	Add 2 days
Super Hi-Vision	Add 2 days
Hi-Vision Aqua	Add 2 days
Hard	Add 1 day
UV Block 385nm	Add 1 day
Uncoated	Same day despatch [†]

TINTS	DELIVERY*
Spectrum Solid	Add 1 day
Spectrum Gradient	Add 1 day
Special Sphere	Add 1 day

OTHER SERVICES	DELIVERY*
Remote Edging (full rim and supra)	Add 1 day
Fully Glazed (full rim and supra)	Add 2 days



Stock Range

Useful Information:

* Working days to despatch.

[†] When ordered before 4pm Monday to Friday.

For full Service Time Calendar see page 13.

Stock lens only supplied with UV Block 385nm, if UV Block 400nm is required then a Rx product must be ordered.

GEOMETRY

Spheric

SURFACING

Conventional back surface

COATINGS

DELIVERY*

Hard (Tintable)

Same day despatch†

Hard (not tintable)

Same day despatch†

OTHER SERVICES

DELIVERY*

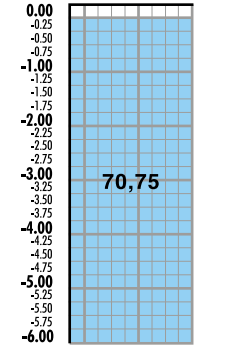
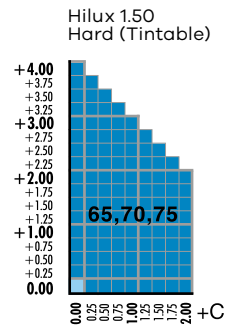
Remote Edging (full rim and supra)

Add 1 day

Fully Glazed (full rim and supra)

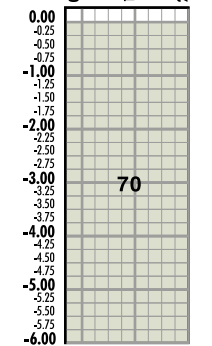
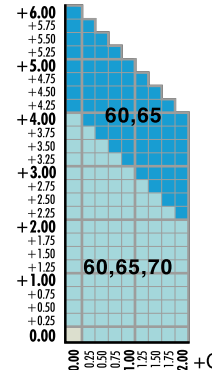
Add 2 days

Note: 1.50 index lenses are not recommended for supra and rimless glazing.



Stock Range

Hilux 1.50 Hard



Stock Range

Useful Information:

* Working days to despatch.

† When ordered before 4pm Monday to Friday.

For full Service Time Calendar see page 13.

GEOMETRY	Spheric
SURFACING	Conventional back surface

COATINGS DELIVERY*

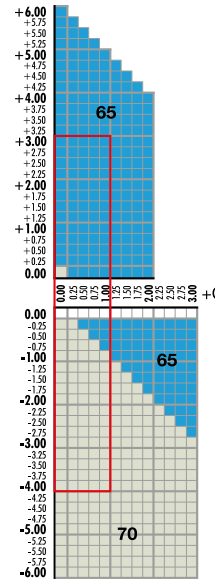
BlueControl	1-3 days
Hi-Vision LongLife	Same day despatch†
Super Hi-Vision	Same day despatch†
Hi-Vision Aqua	Same day despatch†

OTHER SERVICES DELIVERY*

Remote Edging (full rim and supra)	Add 1 day
Fully Glazed (full rim and supra)	Add 2 days

Note: 1.50 index lenses are not recommended for supra and rimless glazing.

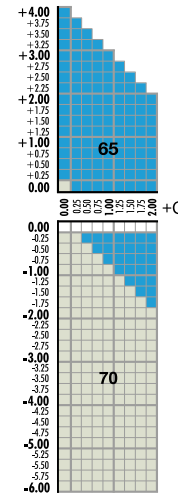
Hilux 1.50
Hi-Vision LongLife
BlueControl



Stock Range

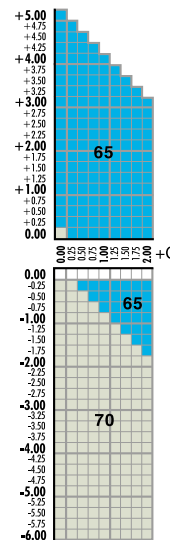
 Same day despatch

Hilux 1.50
Hi-Vision LongLife



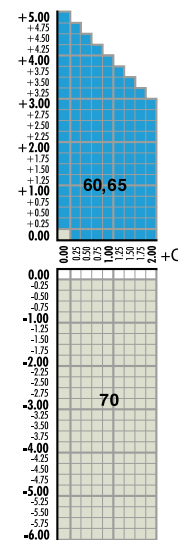
Stock Range

Hilux 1.50
Super Hi-Vision



Stock Range

Hilux 1.50
Hi-Vision Aqua



Stock Range

Useful Information:

* Working days to despatch.

† When ordered before 4pm Monday to Friday.

For full Service Time Calendar see page 13.

INDEX: 1.50

HILUX

SENSITY

2



GEOMETRY

Spheric

SURFACING

Conventional back surface

COATINGS

DELIVERY*

Hi-Vision LongLife UV Control

3 days

Hi-Vision Aqua

3 days

Hard Coat

3 days

OTHER SERVICES

DELIVERY*

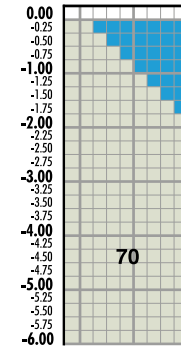
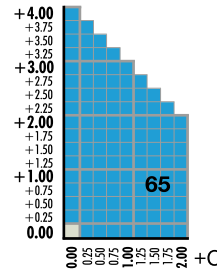
Remote Edging (full rim and supra)

Add 1 day

Fully Glazed (full rim and supra)

Add 2 days

Note: 1.50 index lenses are not recommended for supra and rimless glazing.



Stock Range

Useful Information:

Reaction times published are for Rx lenses only. Stock lenses may react differently due to the difference in the manufacturing process. We would therefore recommend that you do not mix Stock and Rx lenses when ordering a pair.

Available in Brown, Grey and Green

* Working days to despatch.

For full Service Time Calendar see page 13.

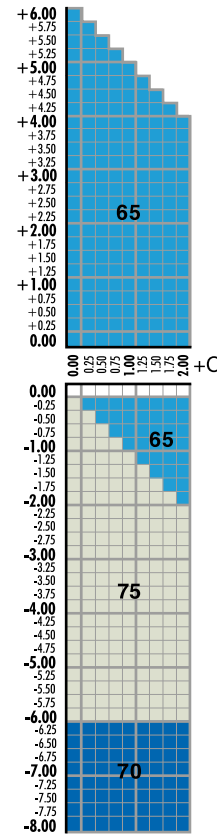
GEOMETRY	Spheric
SURFACING	Conventional back surface

COATINGS	DELIVERY*
Hard (as standard)	3 days
UV Block (as standard. 100% cut at 385nm)	No additional days

TINTS	DELIVERY*
Spectrum Solid	No additional days
Spectrum Gradient** (25%, 50%, 75%)	No additional days

OTHER SERVICES	DELIVERY*
Remote Edging (full rim and supra)	Add 1 day
Fully Glazed (full rim and supra)	Add 2 days

Note: 1.50 index lenses are not recommended for supra and rimless glazing.



Stock Range

Useful Information:

* Working days to despatch.

** Includes UV Block and Hard Coat. Not available in Sunban.

For full Service Time Calendar see page 13.

Stock lens only supplied with UV Block 385nm, if UV Block 400nm is required then a Rx product must be ordered.

INDEX: 1.52

GLASS

1.52

GEOMETRY

Spheric

SURFACING

Conventional back surface

COATINGS

DELIVERY*

Glass Multicoat **

3 days

Uncoated

3 days

OTHER SERVICES

DELIVERY*

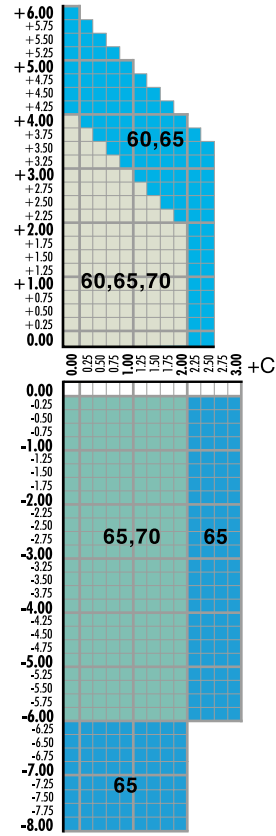
Remote Edging (full rim)

Add 1 day

Fully Glazed (full rim)

Add 2 days

Note: 1.50 index lenses are not recommended for supra and rimless glazing.



Stock Range

Useful Information:

* Working days to despatch.

** 70 diameter only

SUNBROWN

1.52

SUNGREY

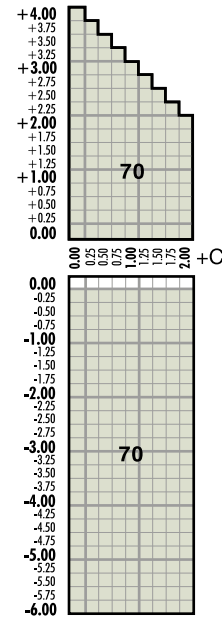
1.52

SUNBROWN/
SUNGREY**INDEX: 1.52**

GEOMETRY	Spheric
SURFACING	Conventional back surface

COATINGS	DELIVERY*
Glass Multicoat	3 days

OTHER SERVICES	DELIVERY*
Remote Edging (full rim)	Add 1 day
Fully Glazed (full rim)	Add 2 days



Stock Range

Useful Information:

* Working days to despatch.

For full Service Time Calendar see page 13.

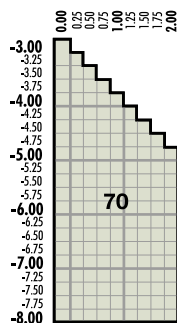
INDEX: 1.70



GEOMETRY	Spheric
SURFACING	Conventional back surface

COATINGS	DELIVERY*
Glass Multicoat	3 days

OTHER SERVICES	DELIVERY*
Remote Edging (full rim)	Add 1 day
Fully Glazed (full rim)	Add 2 days



Stock Range

Useful Information:

* Working days to despatch.

For full Service Time Calendar see page 13.



RX Lenses

HOYA
FOR THE VISIONARIES

RX Lenses

CONTENTS

RX Lenses

PROGRESSIVE

iD MySelf	37-44
iD MyStyle V+	45-52
iD Lifestyle 4/4i	53-64
Balansis	65-76
Daynamic	77-88
Amplitude Plus	89-100

OCCUPATIONAL

iD WorkStyle 3	103-114
WorkStyle Business	115-122
WorkSmart Room	123-130
SUPEREADER	131-136

SINGLE VISION

MiYOSMART	139-142
Nulux Identity V+	143-152
Sync III	153-164
Nulux TrueForm	165-172
Hilux TrueForm	173-184
Nulux	185-191
Hilux	192-202

SPECIALITY LENS


Sportive Progressive	208-213
Sportive Single Vision	214-220
EnRoute PROGRESSIVE	223-228
EnRoute SINGLE VISION	229-234
Nulux SEAMLESS ASPHERIC	235-238

BIFOCAL

C28 TrueForm	243-244
S28 TrueForm	245
C28	249-250
S28	251-252
R28	253
S35	254
Executive	255
S728	256

GLASS

Summit Pro LHI	260
Summit Pro LHI-2	261
Summit Pro	262
Summit CD	263-264
Amplitude	265
THI 1.90	268
THI-2 1.81	269
LHI 1.70	270
LHI-2 1.60	271
UV 1.52	272
C28 LHI-2 1.60	274
C28 1.52	275
C25 1.52	276



HOYA
FOR THE VISIONARIES

Progressive

CONTENTS

Progressive

Individual

iD MYSELF
HOYALUX



Hoyalux iD MySelf 37-44

Advanced

BALANSIS



Balansis 65-76

Premium+

iD MYSTYLE
V+



Hoyalux iD MyStyle V+ 45-52

Standard

DAYNAMIC



Daynamic 77-88

Premium

iD LIFESTYLE
4



Hoyalux iD Lifestyle 4/4i 53-64

Basic

AMPLITUDE
PLUS



Amplitude Plus 89-100



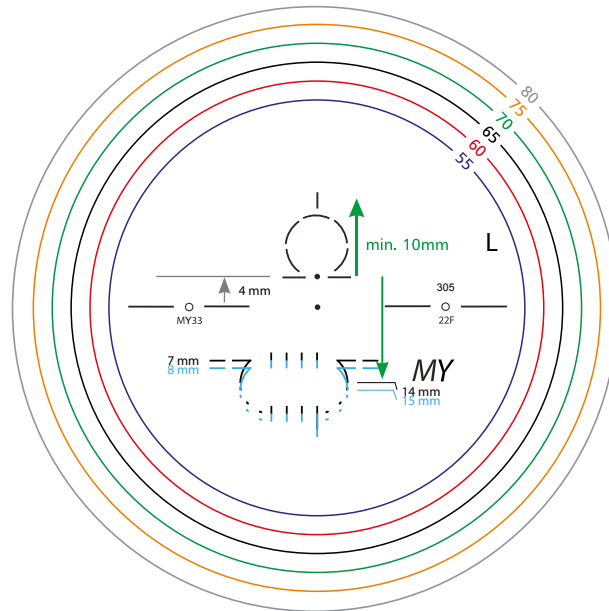
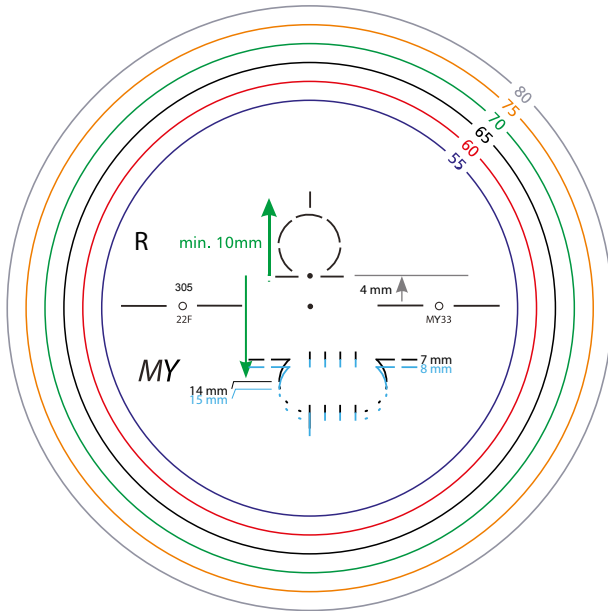
Availability

- P39** MySelf 1.74
- P40** MySelf 1.67
- P41** MySelf 1.60
- P42** MySelf 1.53
- P43** MySelf 1.50



Features

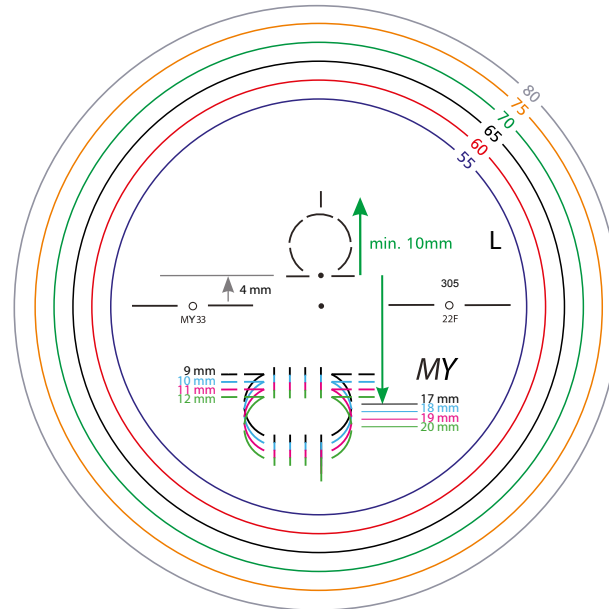
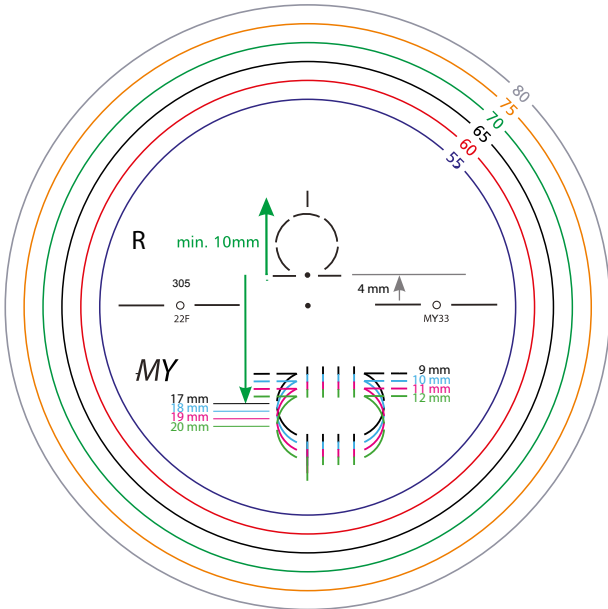
- Crisp, clear image perception during all activities
- Easier to switch focus between near and far distances with less head movements
- Stable vision at all times, especially when using digital devices such as laptops and smartphones
- Less swim and sway feeling, with significantly reduced blurred areas
- Outstanding visual comfort
- Much easier to adapt to as they are 100% tailored to your patient needs



11-12mm

MY17 : MySelf 1.74
MY15 : MySelf 1.67
MY13 : MySelf 1.60
MY1X : MySelf 1.53
MY11 : MySelf 1.50

22F = Front Add 2.25
 22B = Back Add 2.25
 22W = Worn Add 2.25
 Recommended Minimum Fitting Height 14mm
 Compensated powers when checking



13-16mm

MY37 : MySelf 1.74
MY35 : MySelf 1.67
MY33 : MySelf 1.60
MY3X : MySelf 1.53
MY31 : MySelf 1.50

22F = Front Add 2.25
 22B = Back Add 2.25
 22W = Worn Add 2.25
 Recommended Minimum Fitting Height 17mm
 Compensated powers when checking

GEOMETRY	Individualised bi-aspheric/atoric
SURFACING	Front & back Free Form surfaced

COATINGS

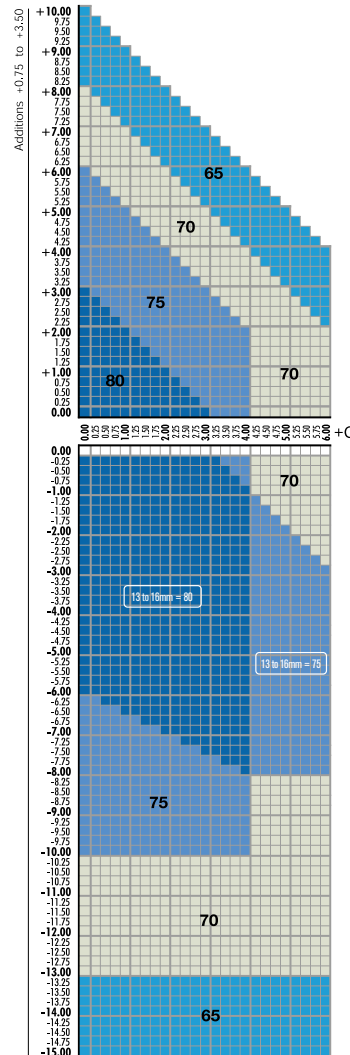
UV Control
BlueControl
Hi-Vision LongLife
Hi-Vision SUN Pro (when ordered with a tint)

TINTS

Spectrum Solid
Spectrum Gradient

OTHER SERVICES

Remote Edging (all frame types)
Cut and Drill (rimless)
Fully Glazed (all frame types)
METS (Minimum Edge Thickness System) - FREE
Prism Available up to 5.00 diopters - Higher prism may be available, please contact Customer Services for confirmation.



22F = Front Add.
22B = Back Add.
22W = Worn Add.

Corridor MFH
11mm = 14mm
12mm = 15mm
13mm = 17mm
14mm = 18mm
15mm = 19mm
16mm = 20mm

Surfaced Range:
Minimum diameter: 52mm
Maximum diameter shown
MFH = Minimum Fitting Height

Useful Information:

iDentifier must be used to ensure full personalisation.
Enter monocular C.D's/P.D's, eye point heights, vertex distance, pantoscopic tilt and face form angle.
Additionally please supply the measured working distance and add position in the trial frame, or if a phoropter head was used to obtain the prescription.

Compensated powers when checking.
Due to the advanced optics we recommend using a small aperture focimeter lens rest.
Please supply frame shape with order.

For full Service Time Calendar see page 13.



GEOMETRY Individualised bi-aspheric/atoric
SURFACING Front & back Free Form surfaced

COATINGS

- UV Control
- BlueControl
- Hi-Vision LongLife
- Hi-Vision SUN Pro (when ordered with a tint)
- Mirror
- Light Mirror

TINTS

- Spectrum Solid
- Spectrum Gradient

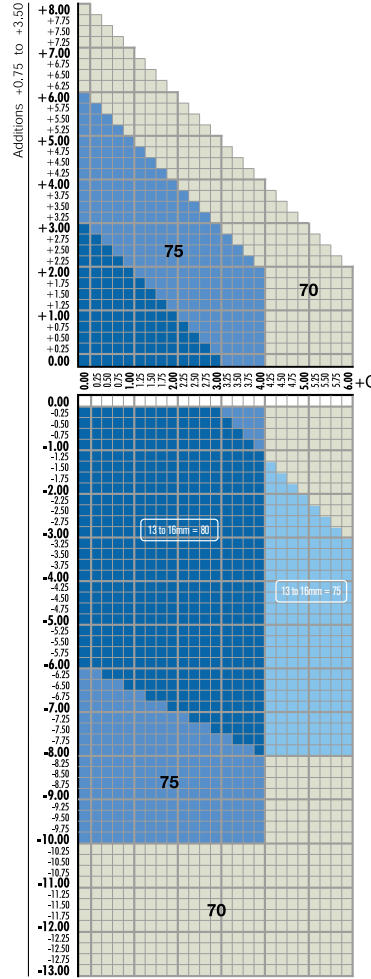
PHOTOCHROMIC

- Sensity
- Sensity Fast
- Sensity Dark

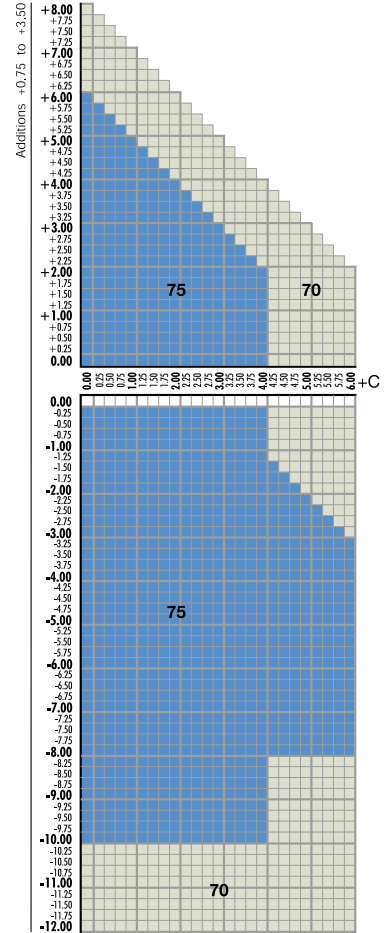
OTHER SERVICES

- Remote Edging (all frame types)
- Cut and Drill (rimless)
- Fully Glazed (all frame types)
- METS (Minimum Edge Thickness System) - FREE
- Prism Available up to 5.00 diopters - Higher prism may be available, please contact Customer Services for confirmation.

Clear, Tinted, Sensity & Sensity Dark



Sensity Fast



Surfaced Range:
Minimum diameter: 52mm
Maximum diameter shown
MFH = Minimum Fitting Height

22F = Front Add.
22B = Back Add.
22W = Worn Add.

Corridor MFH
11mm = 14mm
12mm = 15mm
13mm = 17mm
14mm = 18mm
15mm = 19mm
16mm = 20mm

Useful Information:

iDentifier must be used to ensure full personalisation. Enter monocular C.D's/P.D's, eye point heights, vertex distance, pantoscopic tilt and face form angle. Additionally please supply the measured working distance and add position in the trial frame, or if a phoropter head was used to obtain the prescription.

Compensated powers when checking. Due to the advanced optics we recommend using a small aperture focimeter lens rest. Please supply frame shape with order. Sensity Fast available in Brown and Grey.

For full Service Time Calendar see page 13.



GEOMETRY	Individualised bi-astheric/atoric
SURFACING	Front & back Free Form surfaced

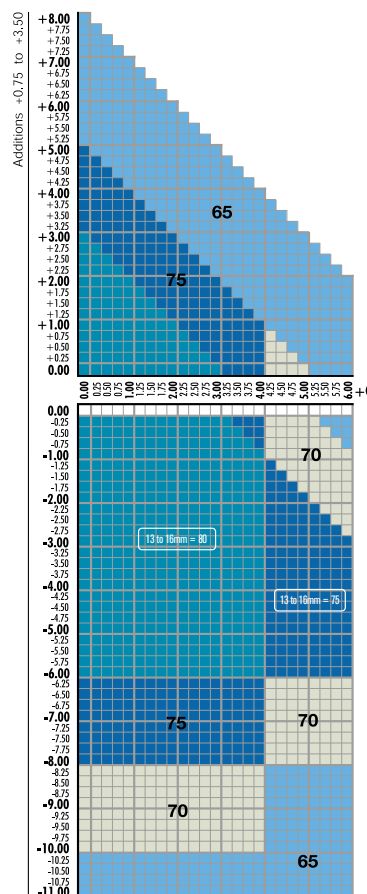
COATINGS	
UV Control	
BlueControl	
Hi-Vision LongLife	
Hi-Vision SUN Pro (when ordered with a tint)	
Hi-Vision Aqua Concave	
Mirror	
Light Mirror	

TINTS	
Spectrum Solid	
Spectrum Gradient	

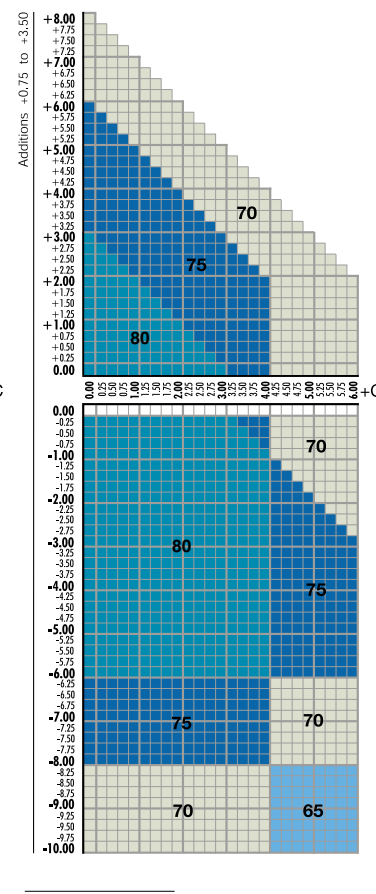
PHOTOCHROMIC	
Sensity	
Sensity Fast	
Sensity Dark	
Sensity Shine	

OTHER SERVICES	
Remote Edging (all frame types)	
Cut and Drill (rimless)	
Fully Glazed (all frame types)	
METS (Minimum Edge Thickness System) - FREE	
Prism Available up to 5.00 diopters - Higher prism may be available, please contact Customer Services for confirmation.	

Clear, Tinted, Sensity, Sensity Dark & Shine



Sensity Fast



Surfaced Range:
 Minimum diameter: 52mm
 Maximum diameter shown
 MFH = Minimum Fitting Height

- | | |
|------------------|--------------|
| 22F = Front Add. | Corridor MFH |
| 22B = Back Add. | 11mm = 14mm |
| 22W = Worn Add. | 12mm = 15mm |
| | 13mm = 17mm |
| | 14mm = 18mm |
| | 15mm = 19mm |
| | 16mm = 20mm |

Useful Information:

iIdentifier must be used to ensure full personalisation.
 Enter monocular C.D's/P.D's, eye point heights, vertex distance, pantoscopic tilt and face form angle.
 Additionally please supply the measured working distance and add position in the trial frame, or if a phoropter head was used to obtain the prescription.

Compensated powers when checking.
 Due to the advanced optics we recommend using a small aperture focimeter lens rest.
 Please supply frame shape with order. Sensity Fast available in Brown and Grey.

For full Service Time Calendar see page 13.

INDEX: 1.53



GEOMETRY

Individualised bi-aspheric/atoric

SURFACING

Front & back Free Form surfaced

COATINGS

UV Control

BlueControl

Hi-Vision LongLife

Hi-Vision SUN Pro (when ordered with a tint)

Hi-Vision Aqua Concave

Mirror

Light Mirror

TINTS

Spectrum Solid

Spectrum Gradient

PHOTOCHROMIC

Sensity

Sensity Fast

OTHER SERVICES

Remote Edging (all frame types)

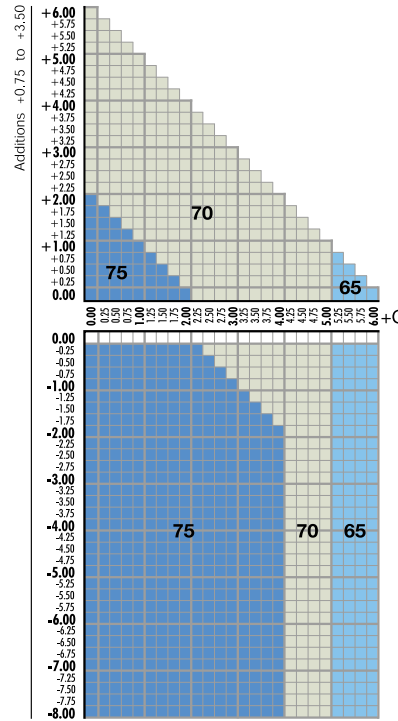
Cut and Drill (rimless)

Fully Glazed (all frame types)

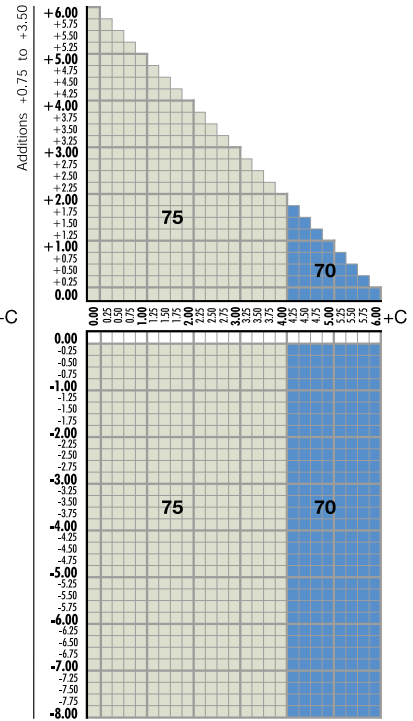
METS (Minimum Edge Thickness System) - FREE

Prism Available up to 3.00 diopters - Higher prism may be available, please contact Customer Services for confirmation.

Clear, Tinted & Sensity



Sensity Fast



Surfaced Range:
 Minimum diameter: 52mm
 Maximum diameter shown
 MFH = Minimum Fitting Height

22F = Front Add.
22B = Back Add.
22W = Worn Add.

Corridor MFH
11mm = 14mm
12mm = 15mm
13mm = 17mm
14mm = 18mm
15mm = 19mm
16mm = 20mm

Useful Information:

iDentifier must be used to ensure full personalisation.
 Enter monocular C.D's/P.D's, eye point heights, vertex distance, pantoscopic tilt and face form angle.
 Additionally please supply the measured working distance and add position in the trial frame, or if a phoropter head was used to obtain the prescription.

Compensated powers when checking.
 Due to the advanced optics we recommend using a small aperture focimeter lens rest.
 Please supply frame shape with order. Sensity Fast available in Brown and Grey.

For full Service Time Calendar see page 13.



INDEX: 1.50

GEOMETRY	Individualised bi-aspheric/atoric
SURFACING	Front & back Free Form surfaced

COATINGS	
UV Control	
BlueControl	
Hi-Vision LongLife	
Hi-Vision SUN Pro (when ordered with a tint)	
Hi-Vision Aqua Concave	
Mirror	
Light Mirror	

TINTS	
Spectrum Solid	
Spectrum Gradient	

PHOTOCHROMIC	
Sensity	
Sensity Fast	
Sensity Dark	
Sensity Shine	

OTHER SERVICES	
Remote Edging (all frame types)	
Fully Glazed (all frame types)	
METS (Minimum Edge Thickness System) - FREE	
Prism Available up to 3.00 diopters - Higher prism may be available, please contact Customer Services for confirmation.	

Note: 1.50 index lenses are not recommended for supra and rimless glazing.

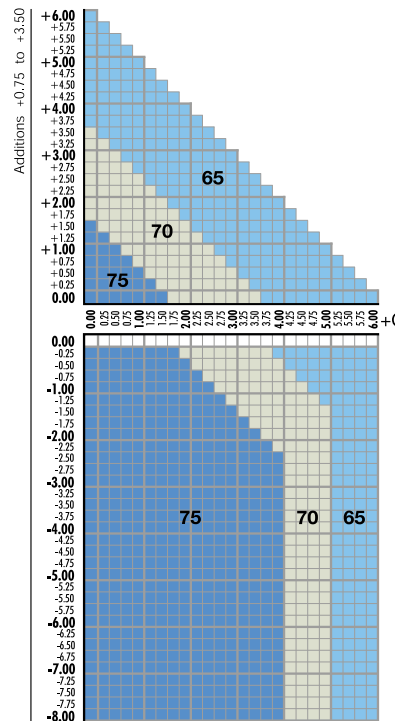
Useful Information:

iIdentifier must be used to ensure full personalisation.
 Enter monocular C.D's/P.D's, eye point heights, vertex distance, pantoscopic tilt and face form angle.
 Additionally please supply the measured working distance and add position in the trial frame, or if a phoropter head was used to obtain the prescription.

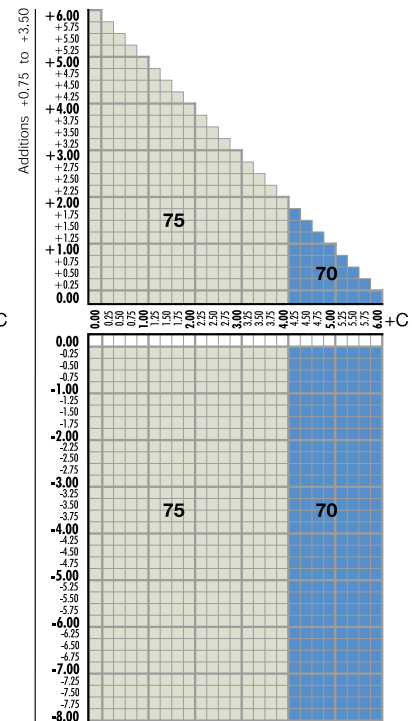
Compensated powers when checking.
 Due to the advanced optics we recommend using a small aperture focimeter lens rest.
 Please supply frame shape with order. Sensity Fast available in Brown and Grey.

For full Service Time Calendar see page 13.

Clear, Tinted, Sensity, Sensity Dark & Shine



Sensity Fast



Surfaced Range:
 Minimum diameter: 52mm
 Maximum diameter shown
 MFH = Minimum Fitting Height

22F = Front Add.
22B = Back Add.
22W = Worn Add.

Corridor MFH
 11mm = 14mm
 12mm = 15mm
 13mm = 17mm
 14mm = 18mm
 15mm = 19mm
 16mm = 20mm



Premium+



Availability

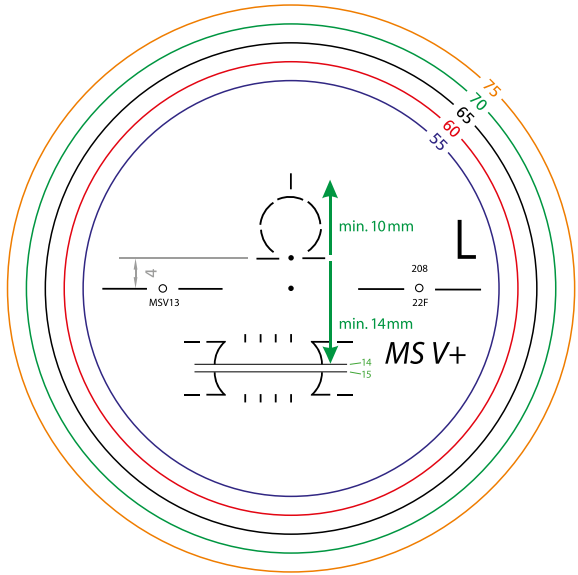
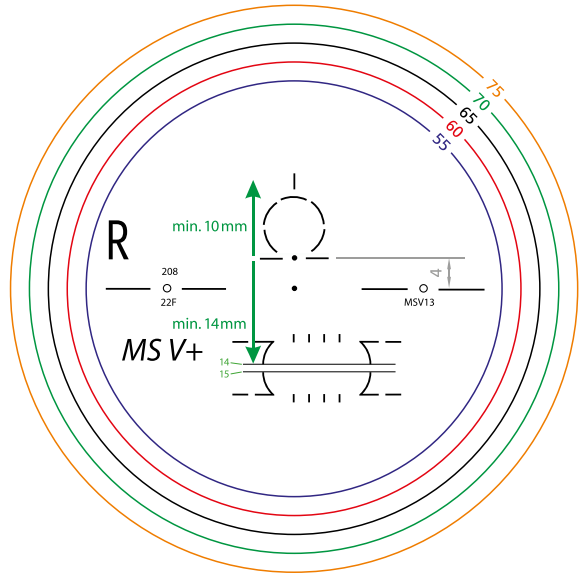
- P47** MyStyle V+ 1.74
- P48** MyStyle V+ 1.67
- P49** MyStyle V+ 1.60
- P50** MyStyle V+ 1.53
- P51** MyStyle V+ 1.50





Features

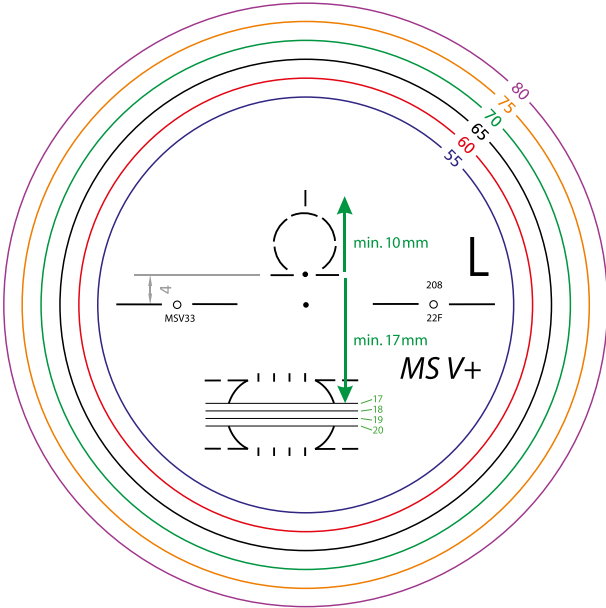
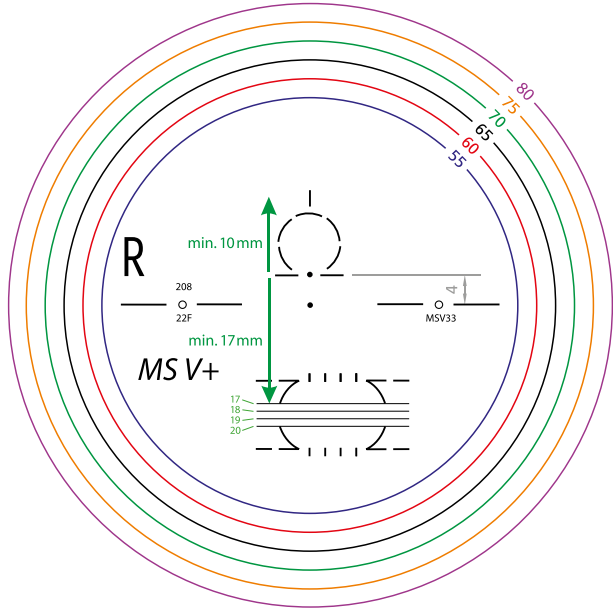
- Individualised design enhanced by personal lifestyle
- Clear and natural vision in all directions
- Effortless switching between distance and near vision due to smooth progression
- Secure feeling when moving around
- Supported by the iIdentifier software
- Utilising Binocular Harmonization Technology™



11-12mm

- MSV17 : MyStyle V+ 1.74
- MSV15 : MyStyle V+ 1.67
- MSV13 : MyStyle V+ 1.60
- MSV1X : MyStyle V+ 1.53
- MSV11 : MyStyle V+ 1.50

22F = Front Add 2.25
 22B = Back Add 2.25
 22W = Worn Add 2.25
 Recommended Minimum Fitting Height 14mm
 Compensated powers when checking



13-16mm

- MSV37 : MyStyle V+ 1.74
- MSV35 : MyStyle V+ 1.67
- MSV33 : MyStyle V+ 1.60
- MSV3X : MyStyle V+ 1.53
- MSV31 : MyStyle V+ 1.50

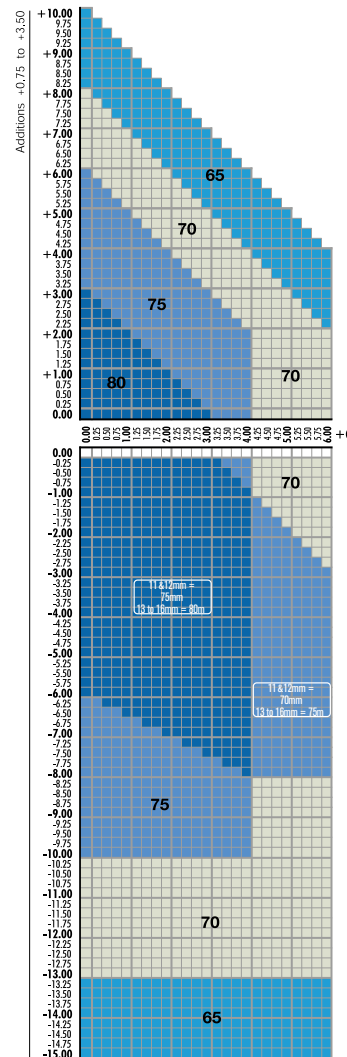
22F = Front Add 2.25
 22B = Back Add 2.25
 22W = Worn Add 2.25
 Recommended Minimum Fitting Height 17mm
 Compensated powers when checking

GEOMETRY	Individualised bi-aspheric/atoric
SURFACING	Front & back Free Form surfaced

COATINGS	
UV Control	
BlueControl	
Hi-Vision LongLife	
Hi-Vision SUN Pro (when ordered with a tint)	

TINTS	
Spectrum Solid	
Spectrum Gradient	

OTHER SERVICES	
Remote Edging (all frame types)	
Cut and Drill (rimless)	
Fully Glazed (all frame types)	
METS (as standard) - FREE	
Prism Available up to 5.00 diopters - Higher prism may be available, please contact Customer Services for confirmation.	



22F = Front Add.
22B = Back Add.
22W = Worn Add.

Corridor MFH
11mm = 14mm
12mm = 15mm
13mm = 17mm
14mm = 18mm
15mm = 19mm
16mm = 20mm

Surfaced Range:
Minimum diameter: 52mm
Maximum diameter shown
MFH = Minimum Fitting Height

Fitting Instructions:

For full personalisation use the iDentifier and enter monocular C.D's /P.D.'s, eye point heights, vertex distance, pantoscopic and face form angles. Additionally, please supply the measured working distance and add position in the trial frame or if a phoropter was used to obtain the prescription.

Useful Information:

Add 1mm to minimum fitting heights when not using the iDentifier.
Compensated powers when checking.
Due to the advanced optics we recommend using a small aperture focimeter lens rest.
Please supply frame shape with order.
For EyeGenius availability, please contact Customer Services.
For full Service Time Calendar see page 13.

INDEX: 1.67



GEOMETRY

Individualised bi-aspheric/atoric

SURFACING

Front & back Free Form surfaced

COATINGS

UV Control

BlueControl

Hi-Vision LongLife

Hi-Vision SUN Pro (when ordered with a tint)

TINTS

Spectrum Solid

Spectrum Gradient

Special Sphere

PHOTOCHROMIC

Sensity

Sensity Fast

Sensity Dark

OTHER SERVICES

Remote Edging (all frame types)

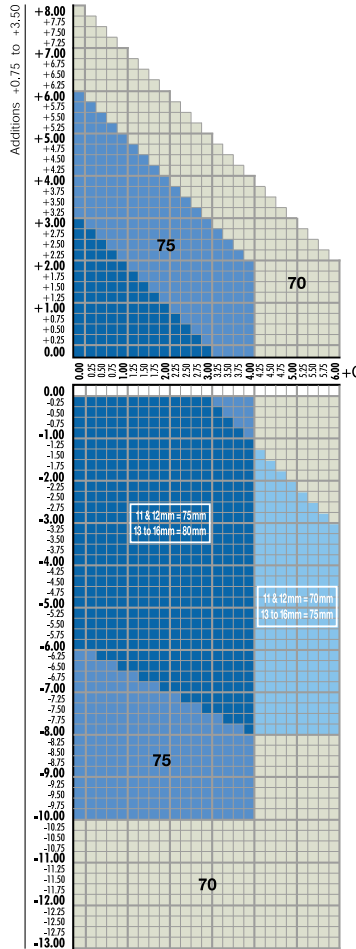
Cut and Drill (rimless)

Fully Glazed (all frame types)

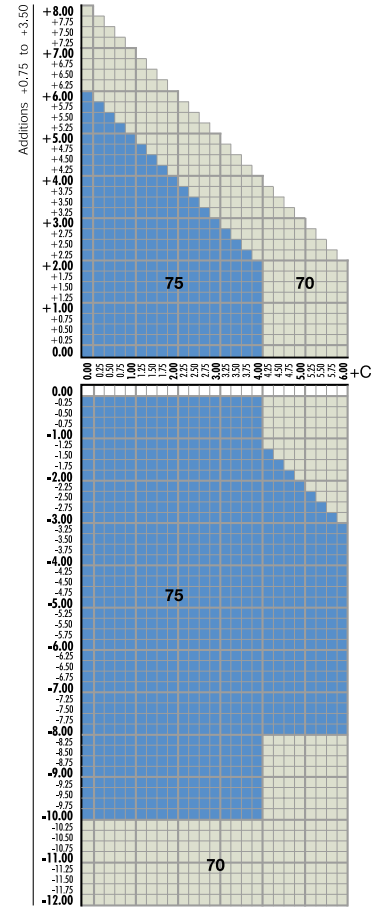
METS (as standard) - FREE

Prism Available up to 5.00 diopters - Higher prism may be available, please contact Customer Services for confirmation.

Clear, Tinted, Sensity & Sensity Dark



Sensity Fast



Surfaced Range:
Minimum diameter: 52mm
Maximum diameter shown
MFH = Minimum Fitting Height

22F = Front Add.
22B = Back Add.
22W = Worn Add.

Corridor MFH
11mm = 14mm
12mm = 15mm
13mm = 17mm
14mm = 18mm
15mm = 19mm
16mm = 20mm

Useful Information:

Add 1mm to minimum fitting heights when not using the iDentifier.
Compensated powers when checking.
Due to the advanced optics we recommend using a small aperture focimeter lens rest.
Please supply frame shape with order.
For EyeGenius availability, please contact Customer Services.
Sensity Fast available in Brown and Grey.
For full Service Time Calendar see page 13.

Fitting Instructions:

For full personalisation use the iDentifier and enter monocular C.D.'s /P.D.'s, eye point heights, vertex distance, pantoscopic and face form angles. Additionally, please supply the measured working distance and add position in the trial frame or if a phoropter was used to obtain the prescription.



GEOMETRY	Individualised bi-aspheric/atoric
SURFACING	Front & back Free Form surfaced

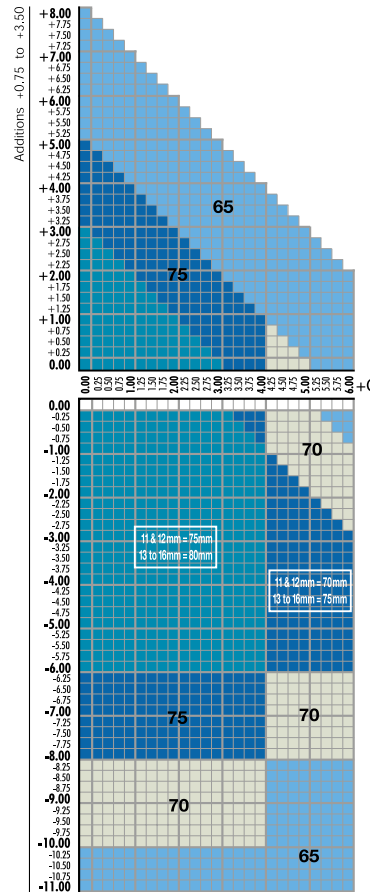
COATINGS	
UV Control	
BlueControl	
Hi-Vision LongLife	
Hi-Vision SUN Pro (when ordered with a tint)	
Hi-Vision Aqua Concave	
Mirror/Light Mirror	

TINTS	
Spectrum Solid	
Spectrum Gradient	
Special Sphere	

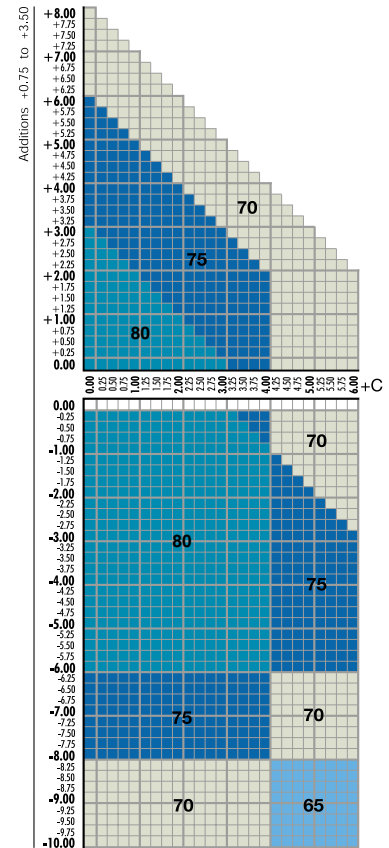
PHOTOCHROMIC	
Sensity	
Sensity Fast	
Sensity Dark	
Sensity Shine	

OTHER SERVICES	
Remote Edging (all frame types)	
Cut and Drill (rimless)	
Fully Glazed (all frame types)	
METS (as standard) - FREE	
Prism Available up to 5.00 diopters - Higher prism may be available, please contact Customer Services for confirmation.	

Clear, Tinted, Sensity, Sensity Dark & Shine



Sensity Fast



Surfaced Range:
 Minimum diameter: 52mm
 Maximum diameter shown
 MFH = Minimum Fitting Height

22F = Front Add.
 22B = Back Add.
 22W = Worn Add.

Corridor MFH
 11mm = 14mm
 12mm = 15mm
 13mm = 17mm
 14mm = 18mm
 15mm = 19mm
 16mm = 20mm

Fitting Instructions:

For full personalisation use the iDentifier and enter monocular C.D.'s/P.D.'s, eye point heights, vertex distance, pantoscopic and face form angles. Additionally, please supply the measured working distance and add position in the trial frame or if a phoropter was used to obtain the prescription.

Useful Information:

Add 1mm to minimum fitting heights when not using the iDentifier.
 Compensated powers when checking.
 Due to the advanced optics we recommend using a small aperture focimeter lens rest.
 Please supply frame shape with order.
 For EyeGenius availability, please contact Customer Services.
 Sensity Fast available in Brown and Grey.
 For full Service Time Calendar see page 13.

INDEX: 1.53



GEOMETRY

Individualised bi-aspheric/atoric

SURFACING

Front & back Free Form surfaced

COATINGS

UV Control

BlueControl

Hi-Vision LongLife

Hi-Vision SUN Pro (when ordered with a tint)

Hi-Vision Aqua Concave

Mirror

TINTS

Spectrum Solid

Spectrum Gradient

Special Sphere

PHOTOCHROMIC

Sensity

Sensity Fast

OTHER SERVICES

Remote Edging (all frame types)

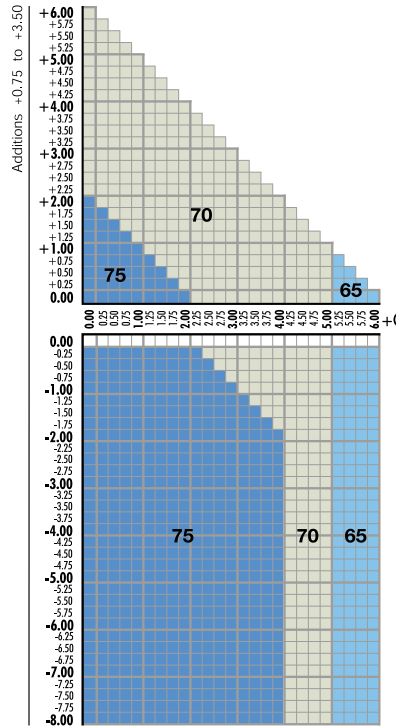
Cut and Drill (rimless)

Fully Glazed (all frame types)

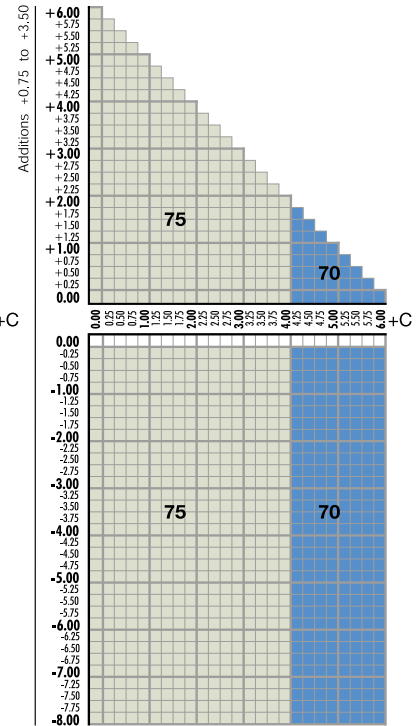
METS (as standard) - FREE

Prism Available up to 5.00 diopters - Higher prism may be available, please contact Customer Services for confirmation.

Clear, Tinted & Sensity



Sensity Fast



Surfaced Range:
Minimum diameter: 52mm
Maximum diameter shown
MFH = Minimum Fitting Height

22F = Front Add.
22B = Back Add.
22W = Worn Add.

Corridor MFH
11mm = 14mm
12mm = 15mm
13mm = 17mm
14mm = 18mm
15mm = 19mm
16mm = 20mm

Fitting Instructions:

For full personalisation use the iDentifier and enter monocular C.D.'s /P.D.'s, eye point heights, vertex distance, pantoscopic and face form angles. Additionally, please supply the measured working distance and add position in the trial frame or if a phoropter was used to obtain the prescription.

Useful Information:

Add 1mm to minimum fitting heights when not using the iDentifier.
Compensated powers when checking.
Due to the advanced optics we recommend using a small aperture focimeter lens rest.
Please supply frame shape with order.
For EyeGenius availability, please contact Customer Services.
Sensity Fast available in Brown and Grey.
For full Service Time Calendar see page 13.



GEOMETRY	Individualised bi-aspheric/atoric
SURFACING	Front & back Free Form surfaced

COATINGS	
UV Control	
BlueControl	
Hi-Vision LongLife	
Hi-Vision SUN Pro (when ordered with a tint)	
Hi-Vision Aqua Concave	
Mirror/Light Mirror	
UV Block 385nm/UV Block 400nm	

TINTS	
Spectrum Solid	
Spectrum Gradient	
Special Sphere	

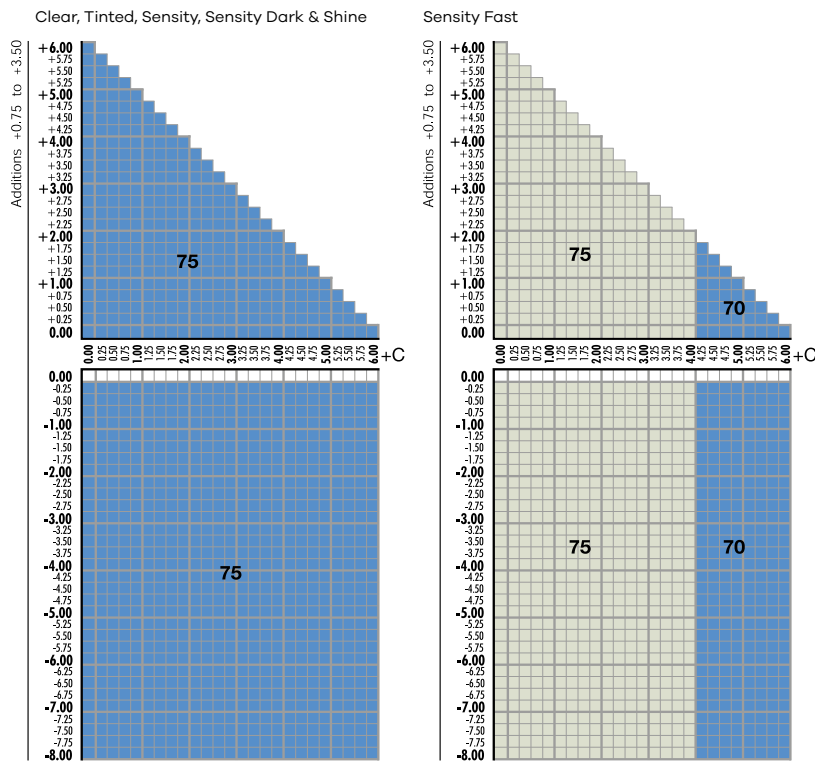
PHOTOCHROMIC	
Sensity	
Sensity Fast	
Sensity Dark	
Sensity Shine	

OTHER SERVICES	
Remote Edging (full rim and supra)	
Glazing (full rim and supra)	
METS (as standard) - FREE	
Prism Available up to 5.00 diopters - Higher prism may be available, please contact Customer Services for confirmation.	

Note: 1.50 index lenses are not recommended for supra and rimless glazing.

Fitting Instructions:

For full personalisation use the iDentifier and enter monocular C.D's /P.D.'s, eye point heights, vertex distance, pantoscopic and face form angles. Additionally, please supply the measured working distance and add position in the trial frame or if a phoropter was used to obtain the prescription.



Surfaced Range:
 Minimum diameter: 52mm
 Maximum diameter shown
 MFH = Minimum Fitting Height

22F = Front Add.
22B = Back Add.
22W = Worn Add.

Corridor MFH
11mm = 14mm
12mm = 15mm
13mm = 17mm
14mm = 18mm
15mm = 19mm
16mm = 20mm

Useful Information:

Add 1mm to minimum fitting heights when not using the iDentifier.
 Compensated powers when checking.
 Due to the advanced optics we recommend using a small aperture focimeter lens rest.
 Please supply frame shape with order.
 For EyeGenius availability, please contact Customer Services.
 Sensity Fast available in Brown and Grey.
 For full Service Time Calendar see page 13.



iD LIFESTYLE

4

Availability

- P56** LifeStyle 4/4i 1.74
- P57** LifeStyle 4/4i 1.67
- P58** LifeStyle 4/4i 1.67 Polarised
- P59** LifeStyle 4/4i 1.60
- P60** LifeStyle 4/4i 1.60 Polarised
- P61** LifeStyle 4/4i 1.53
- P62** LifeStyle 4/4i 1.53 Polarised
- P63** LifeStyle 4/4i 1.50
- P64** LifeStyle 4/4i 1.50 Polarised



Features

One of our bestselling LifeStyle designs, now equipped with 3D Binocular Vision.

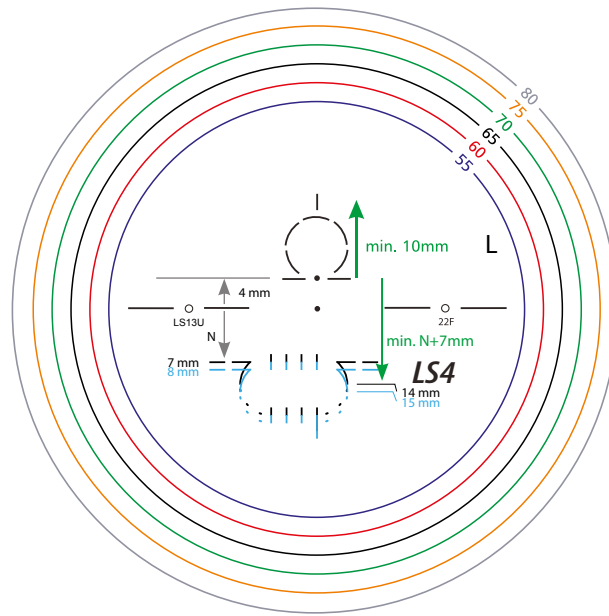
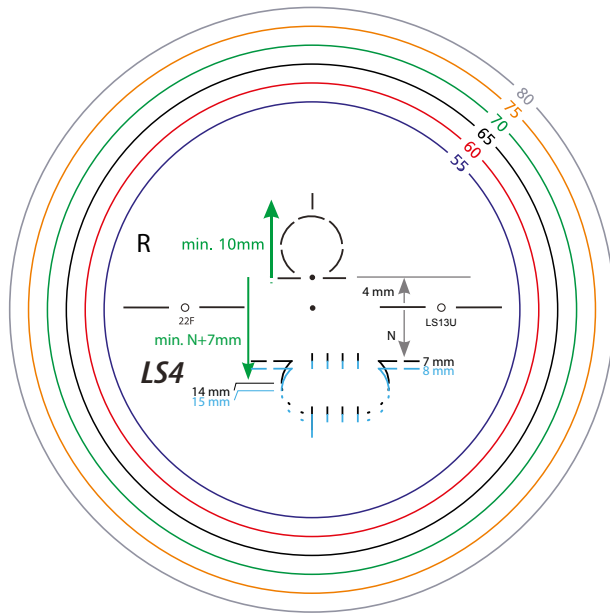
- Premium lens technologies that ensure easy adaptation and higher patient satisfaction
- Easier adaption
- Less swim and sway effect
- 3 design variations: Indoor, Outdoor and Urban to better suit different lifestyles
- Improved visual comfort thanks to more stable vision in near and intermediate areas

Clear, lifestyle-based selection criteria for quicker and simpler lens recommendation

- Three design options to fit your patients' lifestyles
- Premium lens technologies ensure easier adaptation and greater patient satisfaction
- Easy-to-explain features for a quicker sell

Three designs

1		LifeStyle 4 Indoor	Ideal for presbyopes who spend a lot of their time indoors, looking at mobile devices or reading.
2		LifeStyle 4 Urban	Designed for presbyopes who are dynamic, always on the go but also enjoy reading books and using their mobile devices.
3		LifeStyle 4 Outdoor	A first choice for presbyopes who spend a lot of their time outside. Reading is not their first choice in their spare time.



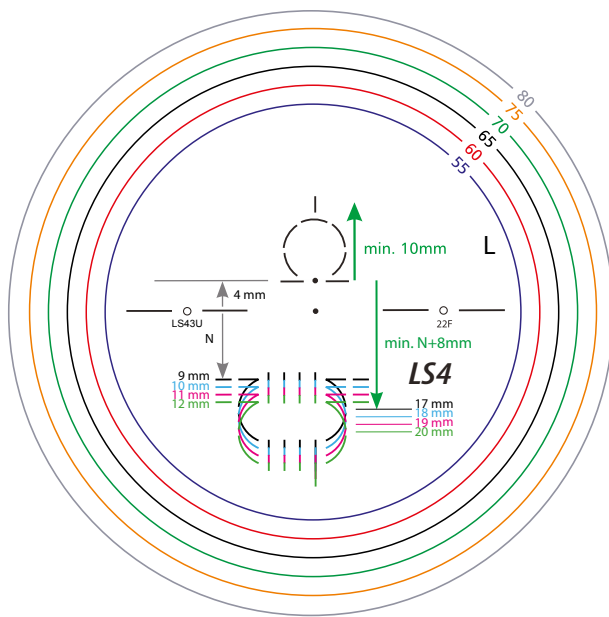
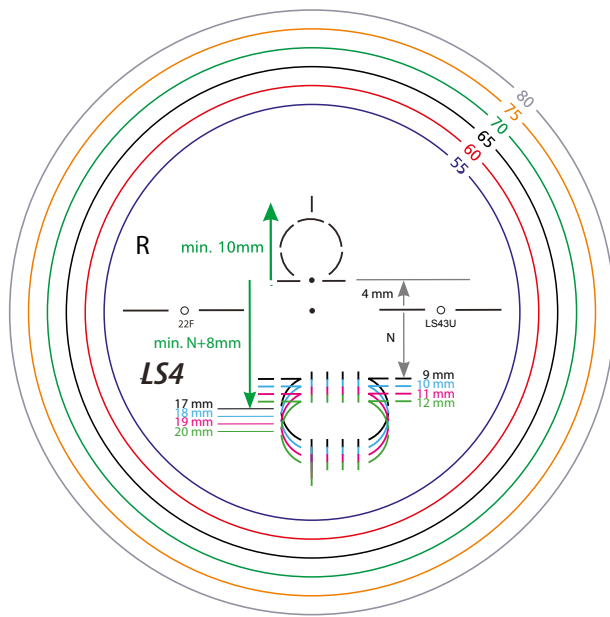
11 - 12 mm

LS = LifeStyle 4
LSI = LifeStyle 4i

	11mm	12mm
1.74	17	27
1.67	15	25
1.60	13	23
1.53	1X	2X
1.50	11	21

O = Outdoor
U = Urban
I = Indoor

22F = Front Add 2.25
22B = Back Add 2.25
22W = Worn Add 2.25



13 - 16 mm

LS = LifeStyle 4
LSI = LifeStyle 4i

	13mm	14mm	15mm	16mm
1.74	37	47	57	67
1.67	35	45	55	65
1.60	33	43	53	63
1.53	3X	4X	5X	6X
1.50	31	41	51	61

O = Outdoor
U = Urban
I = Indoor

22F = Front Add 2.25
22B = Back Add 2.25
22W = Worn Add 2.25

INDEX: 1.74

AVAILABLE IN 3 DESIGN DIRECTIONS -
INDOOR, URBAN & OUTDOOR

GEOMETRY Bi-aspheric/atoric back surface

SURFACING Front & back Free Form surface

COATINGS

UV Control

BlueControl

Hi-Vision LongLife

Hi-Vision SUN Pro (when ordered with a tint)

TINTS

Spectrum Solid

Spectrum Gradient

OTHER SERVICES

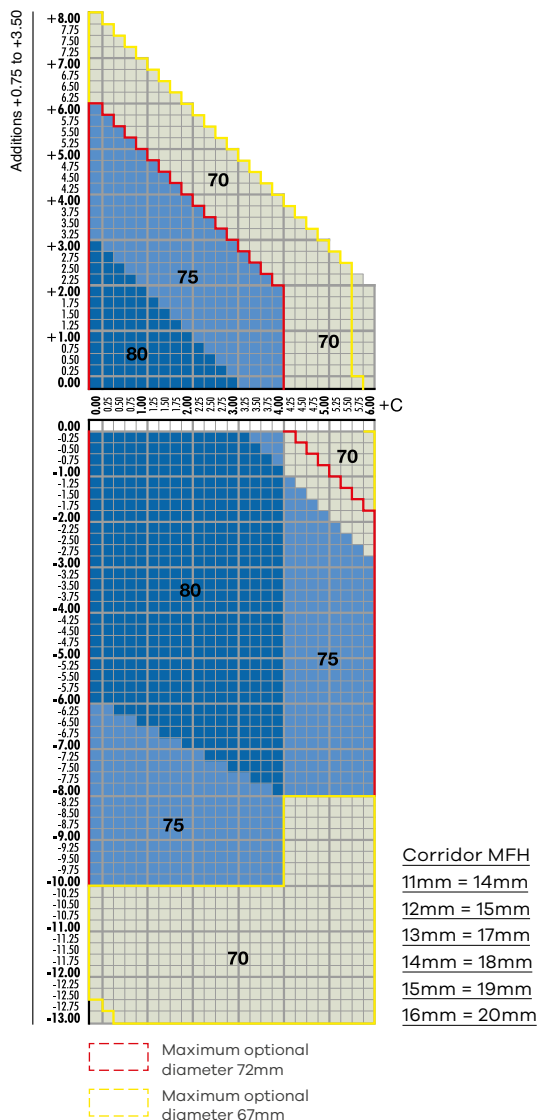
Remote Edging (all frame types)

Cut and Drill (rimless)

Fully Glazed (all frame types)

METS (as standard) - FREE

Prism Available up to 3.00 diopters - Higher prism may be available, please contact Customer Services for confirmation.



Fitting Instructions

For LS4 - please specify Monocular C.D.'s /P.D.'s / the vertical fitting heights

For LS4i - please specify Monocular C.D.'s /P.D.'s / the vertical fitting heights / the measured near distance or specify inset / the vertex distance / the pantoscopic angle / the face form angle / the add position (front, back or worn)

Useful Information:

Indoor - progressive lens with primary focus on intermediate and near vision
 Urban - all round progressive lens with comfortable vision over the main vision areas
 Outdoor - dynamic progressive lens with primary focus on the distance vision

Compensated powers when checking. Due to the advanced optics we recommend using a small aperture focimeter lens rest. Please supply frame shape with order.

For full Service Time Calendar see page 13.



AVAILABLE IN 3 DESIGN DIRECTIONS -
INDOOR, URBAN & OUTDOOR

GEOMETRY	Bi-aspheric/atoric back surface
SURFACING	Front & back Free Form surface

COATINGS	
UV Control	
BlueControl	
Hi-Vision LongLife	
Hi-Vision SUN Pro (when ordered with a tint)	
Super Hi-Vision	
Mirror/Light Mirror	

TINTS	
Spectrum Solid	
Spectrum Gradient	
Special Sphere	

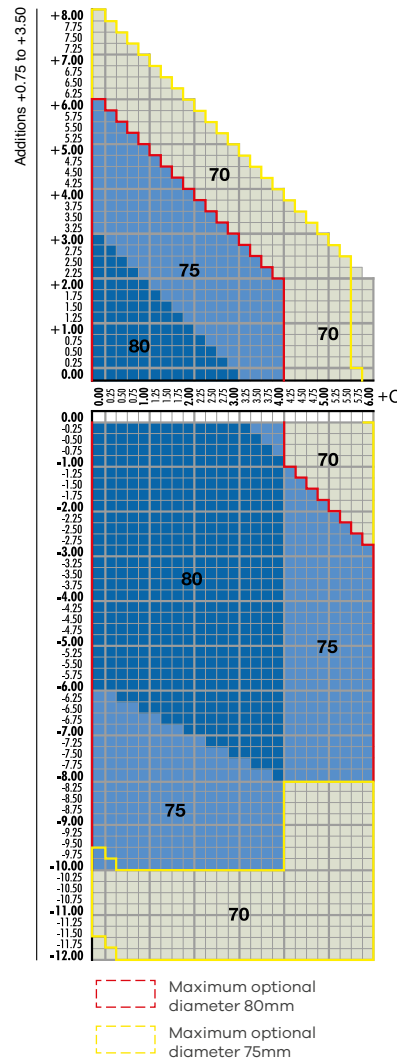
Photochromic	
Sensity	
Sensity Fast	
Sensity Dark	

OTHER SERVICES	
Remote Edging (all frame types)	
Cut and Drill (rimless)	
Fully Glazed (all frame types)	
METS (as standard) - FREE	
Prism Available up to 3.00 diopters - Higher prism may be available, please contact Customer Services for confirmation.	

Fitting Instructions

For LS4 - please specify Monocular C.D.'s /P.D.'s / the vertical fitting heights

For LS4i - please specify Monocular C.D.'s /P.D.'s / the vertical fitting heights / the measured near distance or specify inset / the vertex distance / the pantoscopic angle / the face form angle / the add position (front, back or worn)



Useful Information:

Indoor - progressive lens with primary focus on intermediate and near vision
 Urban - all round progressive lens with comfortable vision over the main vision areas

Outdoor - dynamic progressive lens with primary focus on the distance vision

Compensated powers when checking. Due to the advanced optics we recommend using a small aperture focimeter lens rest. Please supply frame shape with order. Sensity Fast available in Brown and Grey.

For full Service Time Calendar see page 13.

AVAILABLE IN 3 DESIGN DIRECTIONS -
INDOOR, URBAN & OUTDOOR

GEOMETRY Spherical front surface

SURFACING Back surface Free Form

COATINGS

UV Control


Hi-Vision LongLife

Hi-Vision SUN Pro

Super Hi-Vision

Mirror/Light Mirror

TINTS



Dark Brown 78% Absorption
Grey /Green 85% Absorption
Smoke Grey 83% Absorption

Please note the above colours shown are for indication purposes only, they do not represent an exact match to the final lens colour.

OTHER SERVICES

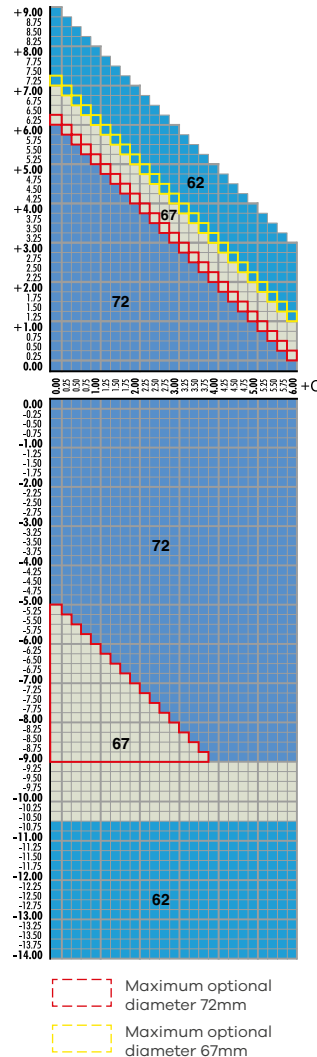
Remote Edging (full rim and rimless)

Cut and Drill (rimless)

Glazing (full rim and rimless)

METS (Minimum Edge Thickness System)

Prism available up to 3.00 prism dioptres - Higher prism may be available, please contact Customer Services for confirmation.



Fitting Instructions:

For LS4 - please specify Monocular C.D.'s/P.D.'s/the vertical fitting heights.

For LS4i - please specify Monocular C.D.'s/P.D.'s/the vertical fitting heights/ the measured near distance or specify inset/the vertex distance/ the pantoscopic angle/the face form angle/the add position (front,back or worn).

Useful Information:

Indoor - progressive lens with primary focus on intermediate and near vision
Urban - all round progressive lens with comfortable vision over the main vision areas
Outdoor - dynamic progressive lens with primary focus on the distance vision
Compensated powers when checking.
Due to the advanced optics, we recommend using a small aperture focimeter lens rest.
For full Service Time Calendar see page 13.



AVAILABLE IN 3 DESIGN DIRECTIONS -
INDOOR, URBAN & OUTDOOR

GEOMETRY	Bi-aspheric/atoric back surface
SURFACING	Front & back Free Form surface

COATINGS	
UV Control	
BlueControl	
Hi-Vision LongLife	
Hi-Vision SUN Pro (when ordered with a tint)	
Super Hi-Vision	
Hi-Vision Aqua Concave	
Mirror/Light Mirror	

TINTS	
Spectrum Solid	
Spectrum Gradient	
Special Sphere	

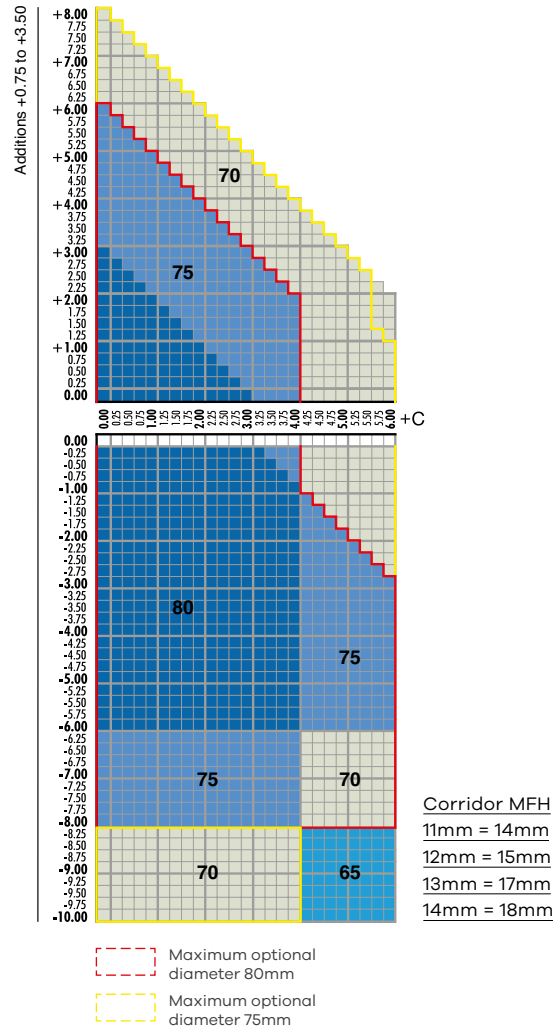
Photochromic	
Sensity	
Sensity Fast	
Sensity Dark	
Sensity Shine	

OTHER SERVICES	
Remote Edging (all frame types)	
Cut and Drill (rimless)	
Fully Glazed (all frame types)	
METS (as standard) - FREE	
Prism Available up to 3.00 diopters - Higher prism may be available, please contact Customer Services for confirmation.	

Fitting Instructions

For LS4 - please specify Monocular C.D.'s / P.D.'s / the vertical fitting heights

For LS4i - please specify Monocular C.D.'s / P.D.'s / the vertical fitting heights / the measured near distance or specify inset / the vertex distance / the pantoscopic angle / the face form angle / the add position (front, back or worn)



Useful Information:

Indoor - progressive lens with primary focus on intermediate and near vision
 Urban - all round progressive lens with comfortable vision over the main vision areas

Outdoor - dynamic progressive lens with primary focus on the distance vision

Compensated powers when checking. Due to the advanced optics we recommend using a small aperture focimeter lens rest. Please supply frame shape with order. Sensity Fast available in Brown and Grey.

For full Service Time Calendar see page 13.

AVAILABLE IN 3 DESIGN DIRECTIONS -
INDOOR, URBAN & OUTDOOR

GEOMETRY Spherical front surface

SURFACING Back surface Free Form

COATINGS

UV Control

Hi-Vision LongLife

Hi-Vision SUN Pro


Super Hi-Vision

Hi-Vision Aqua Concave

Hard

Mirror/Light Mirror

TINTS



Dark Brown
78% Absorption



Grey /Green
85% Absorption



Smoke Grey
83% Absorption

Please note the above colours shown are for indication purposes only,
they do not represent an exact match to the final lens colour.

OTHER SERVICES

Remote Edging (full rim and rimless)

Cut and Drill (rimless)

Glazing (full rim and rimless)

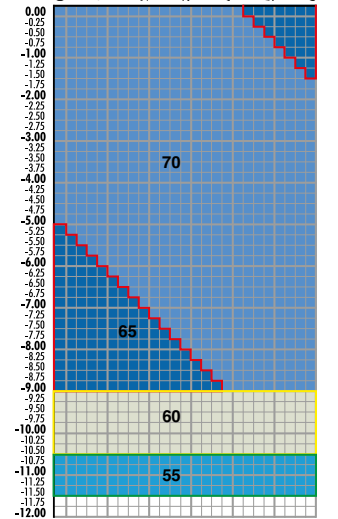
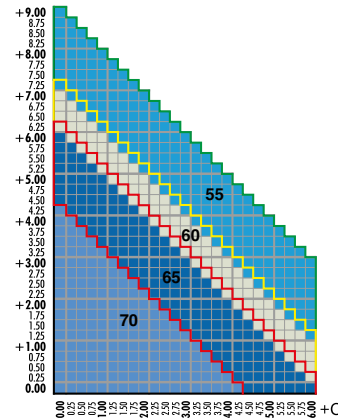
METS (Minimum Edge Thickness System)

Prism available up to 3.00 prism dioptres - Higher prism may be available, please contact Customer Services for confirmation.

Fitting Instructions:

For LS4 - please specify Monocular C.D.'s/P.D.'s/the vertical fitting heights.

For LS4i - please specify Monocular C.D.'s/P.D.'s/the vertical fitting heights/ the measured near distance or specify inset/the vertex distance/ the pantoscopic angle/the face form angle/the add position (front,back or worn).



Corridor MFH

11mm = 14mm

12mm = 15mm

13mm = 17mm

14mm = 18mm

15mm = 19mm

16mm = 20mm

Maximum optional diameter 70mm

Maximum optional diameter 65mm

Maximum optional diameter 60mm

Useful Information:

Indoor - progressive lens with primary focus on intermediate and near vision
Urban - all round progressive lens with comfortable vision over the main vision areas

Outdoor - dynamic progressive lens with primary focus on the distance vision

Compensated powers when checking.

Due to the advanced optics, we recommend using a small aperture focimeter lens rest.

For full Service Time Calendar see page 13.



AVAILABLE IN 3 DESIGN DIRECTIONS -
INDOOR, URBAN & OUTDOOR

GEOMETRY	Bi-aspheric/atoric back surface
SURFACING	Front & back Free Form surface

COATINGS	
UV Control	
BlueControl	
Hi-Vision LongLife	
Hi-Vision SUN Pro (when ordered with a tint)	
Super Hi-Vision	
Hi-Vision Aqua Concave	
Mirror/Light Mirror	

TINTS	
Spectrum Solid	
Spectrum Gradient	
Special Sphere	

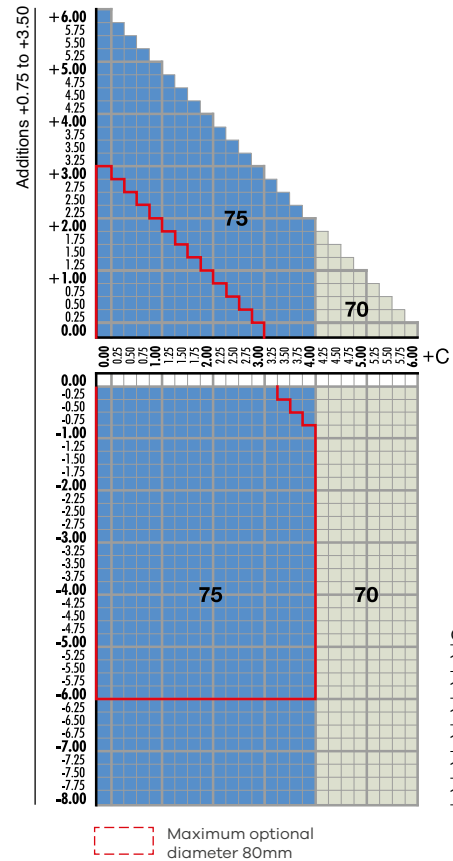
Photochromic	
Sensity	
Sensity Fast	

OTHER SERVICES	
Remote Edging (all frame types)	
Cut and Drill (rimless)	
Fully Glazed (all frame types)	
METS (as standard) - FREE	
Prism Available up to 3.00 diopters - Higher prism may be available, please contact Customer Services for confirmation.	

Fitting Instructions

For LS4 - please specify Monocular C.D.'s / P.D.'s / the vertical fitting heights

For LS4i - please specify Monocular C.D.'s / P.D.'s / the vertical fitting heights / the measured near distance or specify inset / the vertex distance / the pantoscopic angle / the face form angle / the add position (front, back or worn)



Useful Information:

Indoor - progressive lens with primary focus on intermediate and near vision
 Urban - all round progressive lens with comfortable vision over the main vision areas

Outdoor - dynamic progressive lens with primary focus on the distance vision

Compensated powers when checking. Due to the advanced optics we recommend using a small aperture focimeter lens rest. Please supply frame shape with order. Sensity Fast available in Brown and Grey.


For full Service Time Calendar see page 13.

AVAILABLE IN 3 DESIGN DIRECTIONS -
INDOOR, URBAN & OUTDOOR

GEOMETRY	Spherical front surface
SURFACING	Back surface Free Form

COATINGS	
UV Control	
Hi-Vision LongLife	
Hi-Vision SUN Pro	
Super Hi-Vision	
Hi-Vision Aqua Concave	
Hard	
Mirror/Light Mirror	

TINTS



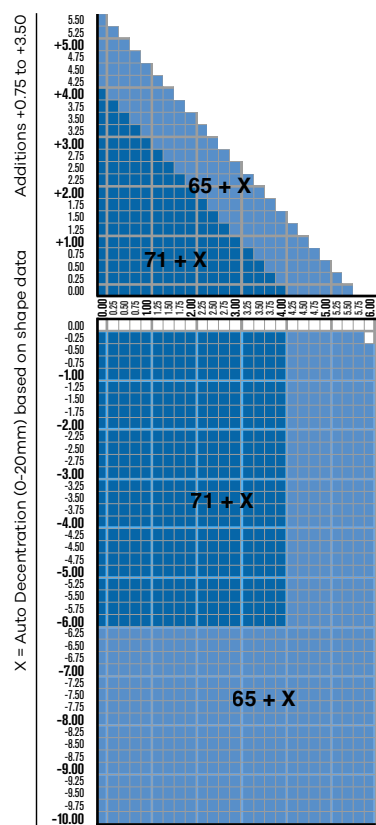
Dark Brown 78% Absorption
Smoke Grey 83% Absorption

Please note the above colours shown are for indication purposes only, they do not represent an exact match to the final lens colour.

OTHER SERVICES	
Remote Edging (full rim and rimless)	
Cut and Drill (rimless)	
Glazing (full rim and rimless)	
METS (Minimum Edge Thickness System)	
Prism available up to 3.00 prism dioptres - Higher prism may be available, please contact Customer Services for confirmation.	

Fitting Instructions:

For LS4 - please specify Monocular C.D.'s/P.D.'s/the vertical fitting heights.
For LS4i - please specify Monocular C.D.'s/P.D.'s/the vertical fitting heights/ the measured near distance or specify inset/the vertex distance/ the pantoscopic angle/the face form angle/the add position (front,back or worn).



- Corridor MFH
- 11mm = 14mm
- 12mm = 15mm
- 13mm = 17mm
- 14mm = 18mm
- 15mm = 19mm
- 16mm = 20mm

Useful Information:

Indoor - progressive lens with primary focus on intermediate and near vision
Urban - all round progressive lens with comfortable vision over the main vision areas
Outdoor - dynamic progressive lens with primary focus on the distance vision
Compensated powers when checking.
Due to the advanced optics, we recommend using a small aperture focimeter lens rest.
For full Service Time Calendar see page 13.



AVAILABLE IN 3 DESIGN DIRECTIONS -
INDOOR, URBAN & OUTDOOR

GEOMETRY	Bi-aspheric/atoric back surface
SURFACING	Front & back Free Form surface

COATINGS	
UV Control	
BlueControl	
Hi-Vision LongLife	
Hi-Vision SUN Pro (when ordered with a tint)	
Super Hi-Vision	
Hi-Vision Aqua	
Hi-Vision Aqua Concave	
Mirror/Light Mirror	
Hard (as standard)	
UV Block 385nm/UV Block 400nm	

TINTS	
Spectrum Solid	
Spectrum Gradient	
Special Sphere	

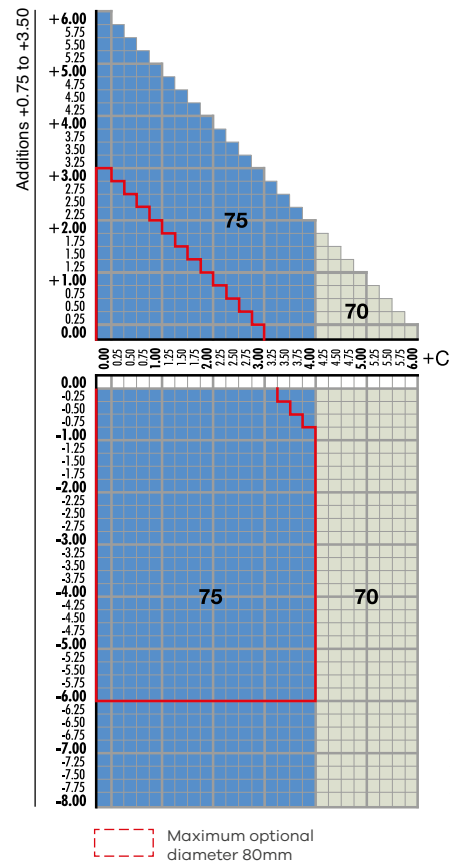
Photochromic	
Sensity	
Sensity Fast	
Sensity Dark	
Sensity Shine	

OTHER SERVICES	
Remote Edging (full rim and supra)	
Fully Glazed (full rim and supra)	
METS (as standard) - FREE	
Prism Available up to 3.00 diopters - Higher prism may be available, please contact Customer Services for confirmation.	

Note: 1.50 index lenses are not recommended for supra and rimless glazing.

Fitting Instructions

For LS4 - please specify Monocular C.D.'s /P.D.'s / the vertical fitting heights
 For LS4i - please specify Monocular C.D.'s /P.D.'s / the vertical fitting heights / the measured near distance or specify inset / the vertex distance / the pantoscopic angle / the face form angle / the add position (front, back or worn)



Useful Information:

Indoor - progressive lens with primary focus on intermediate and near vision
 Urban - all round progressive lens with comfortable vision over the main vision areas
 Outdoor - dynamic progressive lens with primary focus on the distance vision

Compensated powers when checking. Due to the advanced optics we recommend using a small aperture focimeter lens rest. Please supply frame shape with order. Sensity Fast available in Brown and Grey.

For full Service Time Calendar see page 13.


INDEX: 1.50

AVAILABLE IN 3 DESIGN DIRECTIONS -
INDOOR, URBAN & OUTDOOR

GEOMETRY	Spherical front surface
SURFACING	Back surface Free Form

COATINGS	
UV Control	
Hi-Vision LongLife	
Hi-Vision SUN Pro	
Super Hi-Vision	
Hi-Vision Aqua Concave	
Hard	
Mirror/Light Mirror	

TINTS



Dark Brown
78% Absorption



Grey /Green
85% Absorption



Smoke Grey
83% Absorption

Please note the above colours shown are for indication purposes only, they do not represent an exact match to the final lens colour.

OTHER SERVICES

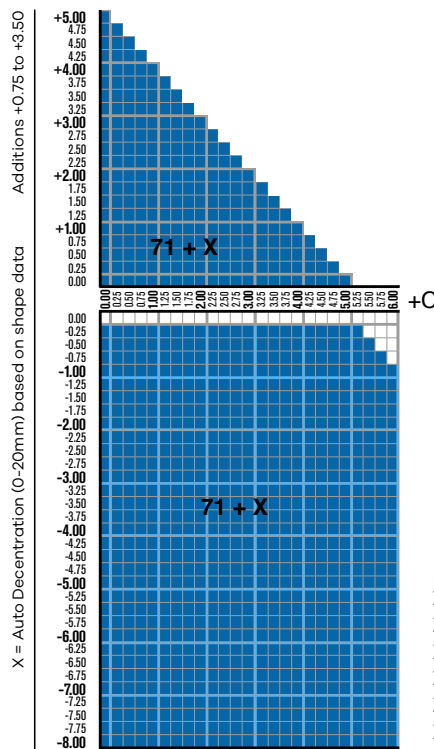
Remote Edging (full rim)
Glazing (full rim)
METS (Minimum Edge Thickness System)
Prism available up to 3.00 prism dioptres - Higher prism may be available, please contact Customer Services for confirmation.

Note: 1.50 index lenses are not recommended for supra and rimless glazing.

Fitting Instructions:

For LS4 - please specify Monocular C.D.'s/P.D.'s/the vertical fitting heights.

For LS4i - please specify Monocular C.D.'s/P.D.'s/the vertical fitting heights/ the measured near distance or specify inset/the vertex distance/ the pantoscopic angle/the face form angle/the add position (front,back or worn).



- Corridor MFH**
 11mm = 14mm
 12mm = 15mm
 13mm = 17mm
 14mm = 18mm
 15mm = 19mm
 16mm = 20mm

Useful Information:

Indoor - progressive lens with primary focus on intermediate and near vision
 Urban - all round progressive lens with comfortable vision over the main vision areas
 Outdoor - dynamic progressive lens with primary focus on the distance vision

Compensated powers when checking.

Due to the advanced optics, we recommend using a small aperture focimeter lens rest.

For full Service Time Calendar see page 13.



BALANSIS

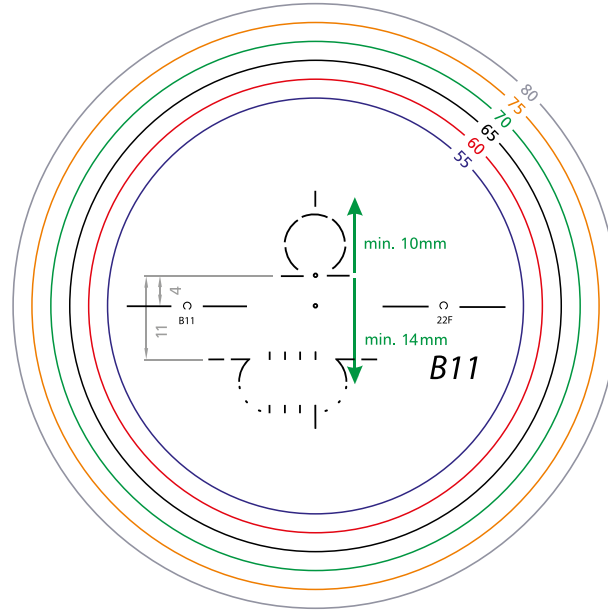
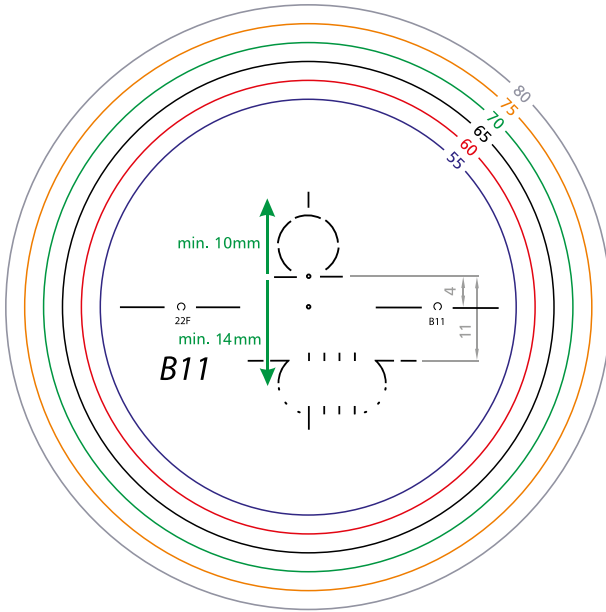
Availability

- P68** Balansis 1.74
- P69** Balansis 1.67
- P70** Balansis 1.67 Polarised
- P71** Balansis 1.60
- P72** Balansis 1.60 Polarised
- P73** Balansis 1.53
- P74** Balansis 1.53 Polarised
- P75** Balansis 1.50
- P76** Balansis 1.50 Polarised

BALANSIS

Features

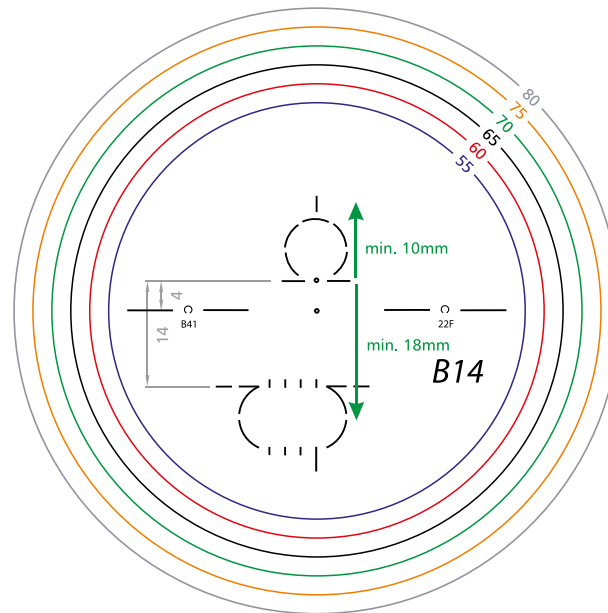
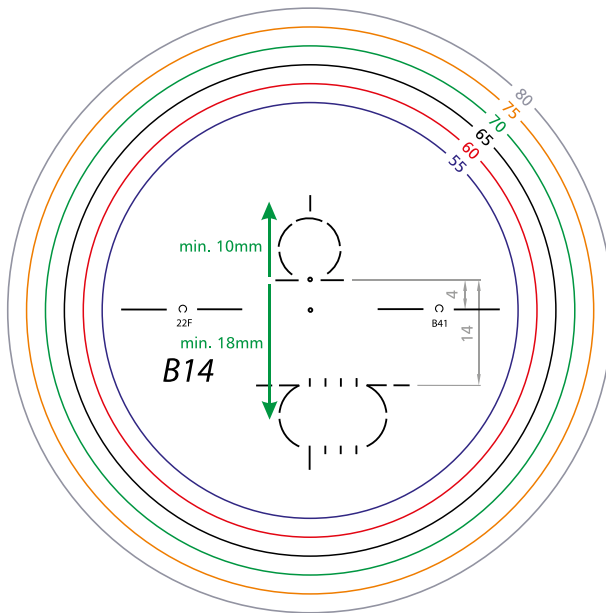
- Easy fitting procedure, no individual parameters needed
- Higher levels of visual comfort for a wider audience
- Improved vision during modern daily activities, e.g. using digital devices
- Fast and easy ordering
- Unhindered and focused vision across the lens surface
- Effortless focus on digital devices and printed media
- Stable vision when moving around and walking up or down stairs



11mm

B17	1.74
B15	1.67
B13	1.60
B1X	1.53
B11	1.50

22F = Front Add 2.25



14mm

B47	1.74
B45	1.67
B43	1.60
B4X	1.53
B41	1.50

22F = Front Add 2.25

GEOMETRY ▶ Bi-aspheric/Atoric back surface

SURFACING ▶ Front & back Free Form surfaced

COATINGS

UV Control

BlueControl

Hi-Vision LongLife

Hi-Vision SUN Pro (when ordered with a tint)

TINTS

Spectrum Solid

Spectrum Gradient

OTHER SERVICES

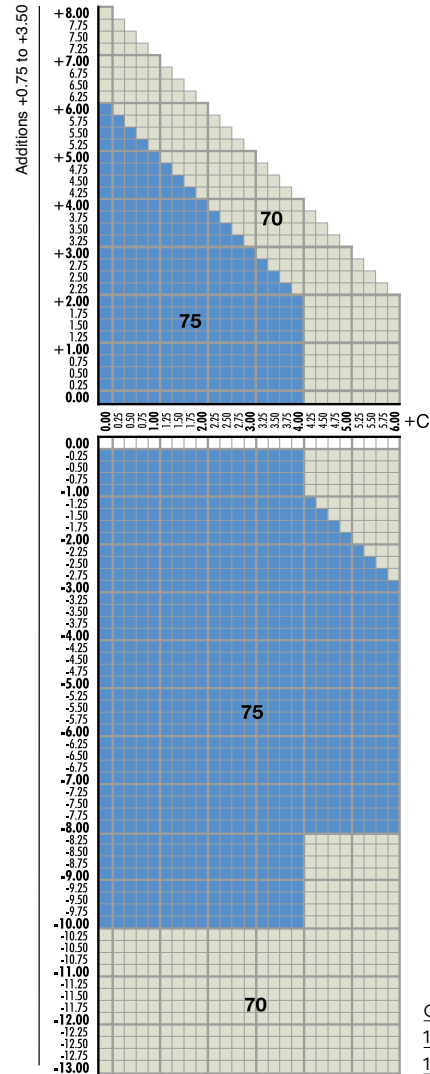
Remote Edging (all frame types)

Cut and Drill (rimless)

Fully Glazed (all frame types)

METS (Minimum Edge Thickness System) - FREE

Prism Available up to 5.00 diopters - Higher prism may be available, please contact Customer Services for confirmation.



Useful Information:

Compensated powers when checking. Due to the advanced optics we recommend using a small aperture focimeter lens rest.



SENSITY

BALANSIS

2

INDEX: 1.67

GEOMETRY	Bi-aspheric/Atoric back surface
SURFACING	Front & back Free Form surfaced

COATINGS

UV Control
BlueControl
Hi-Vision LongLife
Hi-Vision SUN Pro (when ordered with a tint)
Super Hi-Vision

TINTS

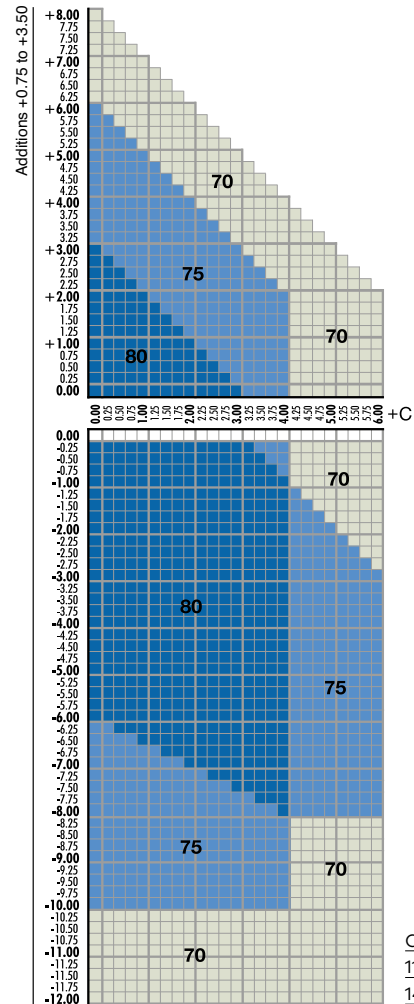
Spectrum Solid
Spectrum Gradient
Special Sphere

PHOTOCHROMIC

Sensity
Sensity Fast
Sensity Dark

OTHER SERVICES

Remote Edging (all frame types)
Cut and Drill (rimless)
Fully Glazed (all frame types)
METS (Minimum Edge Thickness System) - FREE
Prism Available up to 5.00 diopters - Higher prism may be available, please contact Customer Services for confirmation.



Useful Information:

Compensated powers when checking. Due to the advanced optics we recommend using a small aperture focimeter lens rest.

Sensity Fast available in Brown and Grey.

For full Service Time Calendar see page 13.

INDEX: 1.67

BALANSIS

HOYA

POLARISED

GEOMETRY

Spherical front surface

SURFACING

Back surface Free Form

COATINGS

UV Control


Hi-Vision LongLife

Hi-Vision SUN Pro

Super Hi-Vision

Mirror/Light Mirror

TINTS



Dark Brown

78% Absorption



Grey /Green

85% Absorption



Smoke Grey

83% Absorption

Please note the above colours shown are for indication purposes only, they do not represent an exact match to the final lens colour.

OTHER SERVICES

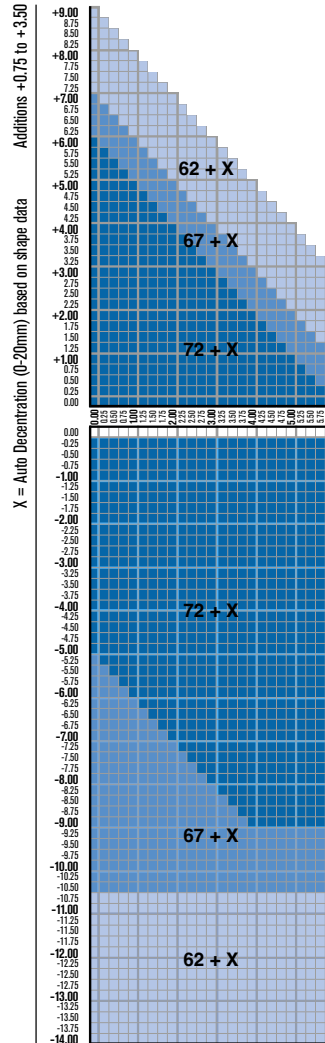
Remote Edging (full rim and rimless)

Cut and Drill (rimless)

Glazing (full rim and rimless)

METS (Minimum Edge Thickness System)

Prism available up to 5.00 prism dioptres - Higher prism may be available, please contact Customer Services for confirmation.



Corridor MFH
11mm = 14mm
14mm = 18mm

Useful Information:

Compensated powers when checking. Due to the advanced optics we recommend using a small aperture focimeter lens rest.

For full Service Time Calendar see page 13.



SENSITY

BALANSIS

2

INDEX: 1.60

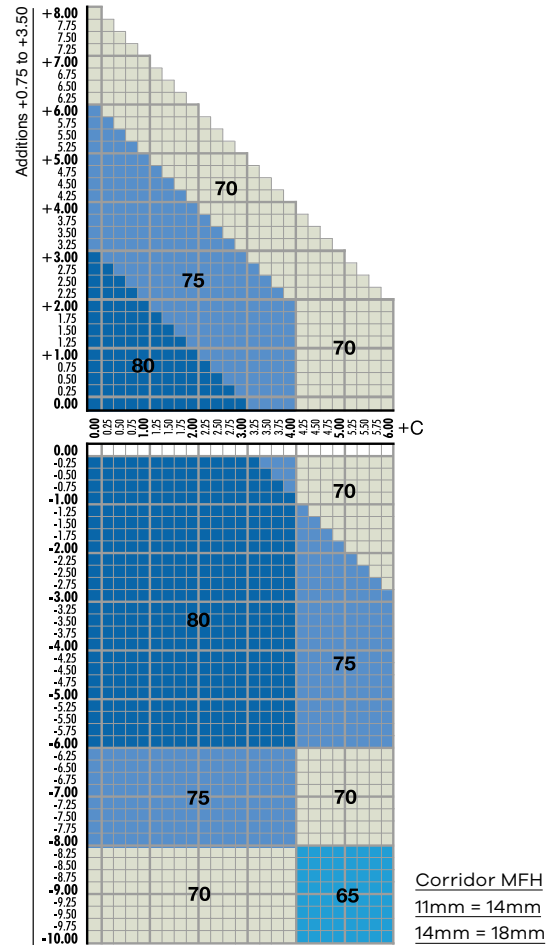
GEOMETRY	Bi-aspheric/Atoric back surface
SURFACING	Front & back Free Form surfaced

COATINGS	
UV Control	
BlueControl	
Hi-Vision LongLife	
Hi-Vision SUN Pro (when ordered with a tint)	
Super Hi-Vision	
Hi-Vision Aqua	
Hi-Vision Aqua Concave	
Mirror/Light Mirror	

TINTS	
Spectrum Solid	
Spectrum Gradient	
Special Sphere	

PHOTOCHROMIC	
Sensity	
Sensity Fast	
Sensity Dark	
Sensity Shine	

OTHER SERVICES	
Remote Edging (all frame types)	
Cut and Drill (rimless)	
Fully Glazed (all frame types)	
METS (Minimum Edge Thickness System) - FREE	
Prism Available up to 5.00 diopters - Higher prism may be available, please contact Customer Services for confirmation.	



Useful Information:

Compensated powers when checking. Due to the advanced optics we recommend using a small aperture focimeter lens rest.

Sensity Fast available in Brown and Grey.

For full Service Time Calendar see page 13.

INDEX: 1.60

BALANSIS

HOYA

POLARISED

GEOMETRY

Spherical front surface

SURFACING

Back surface Free Form

COATINGS

UV Control

Hi-Vision LongLife

Hi-Vision SUN Pro

Super Hi-Vision

Hi-Vision Aqua Concave

Hard

Mirror/Light Mirror

TINTS



Dark Brown

78% Absorption



Grey /Green

85% Absorption



Smoke Grey

83% Absorption

Please note the above colours shown are for indication purposes only, they do not represent an exact match to the final lens colour.

OTHER SERVICES

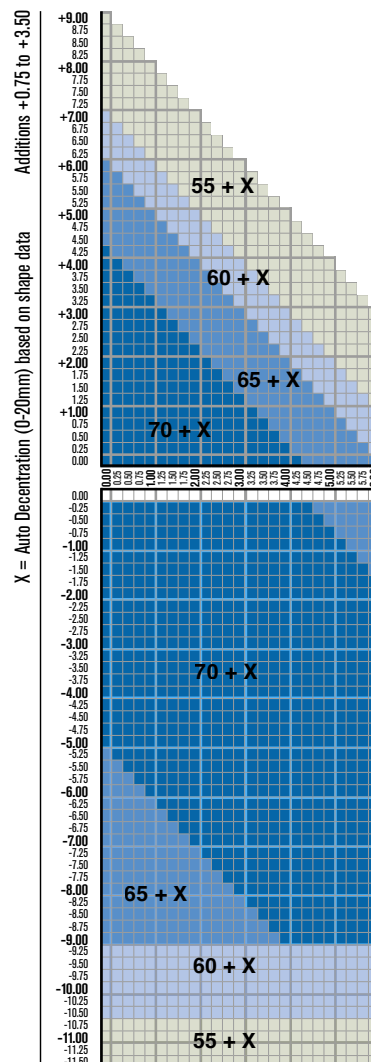
Remote Edging (full rim and rimless)

Cut and Drill (rimless)

Fully glazed (full rim and rimless)

METS (Minimum Edge Thickness System)

Prism available up to 5.00 prism dioptres - Higher prism may be available, please contact Customer Services for confirmation.



Corridor MFH
11mm = 14mm
14mm = 18mm

Useful Information:

Compensated powers when checking. Due to the advanced optics we recommend using a small aperture focimeter lens rest.

For full Service Time Calendar see page 13.



SENSITY

BALANSIS

2

INDEX: 1.53

GEOMETRY	Bi-aspheric/Atoric back surface
SURFACING	Front & back Free Form surfaced

COATINGS

UV Control
BlueControl
Hi-Vision LongLife
Hi-Vision SUN Pro (when ordered with a tint)
Super Hi-Vision
Hi-Vision Aqua
Hi-Vision Aqua Concave
Mirror
Hard (as standard)

TINTS

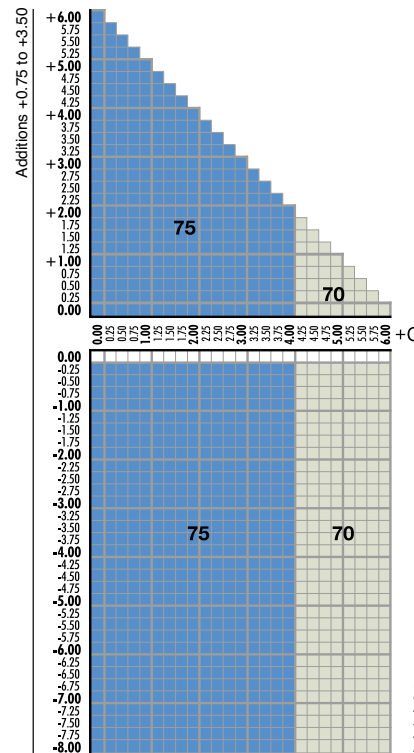
Spectrum Solid
Spectrum Gradient
Special Sphere

PHOTOCHROMIC

Sensity
Sensity Fast

OTHER SERVICES

Remote Edging (all frame types)
Cut and Drill (rimless)
Fully Glazed (all frame types)
METS (Minimum Edge Thickness System) - FREE
Prism Available up to 3.00 diopters - Higher prism may be available, please contact Customer Services for confirmation.



Corridor MFH
 11mm = 14mm
 14mm = 18mm

Useful Information:

Compensated powers when checking. Due to the advanced optics we recommend using a small aperture focimeter lens rest.

Sensity Fast available in Brown and Grey.

For full Service Time Calendar see page 13.

INDEX: 1.53

BALANSIS

HOYA

POLARISED

GEOMETRY

Spherical front surface

SURFACING

Back surface Free Form

COATINGS

UV Control

Hi-Vision LongLife

Hi-Vision SUN Pro


Super Hi-Vision

Hi-Vision Aqua Concave

Hard

Mirror/Light Mirror

TINTS



Dark Brown
78% Absorption



Smoke Grey
83% Absorption

Please note the above colours shown are for indication purposes only, they do not represent an exact match to the final lens colour.

OTHER SERVICES

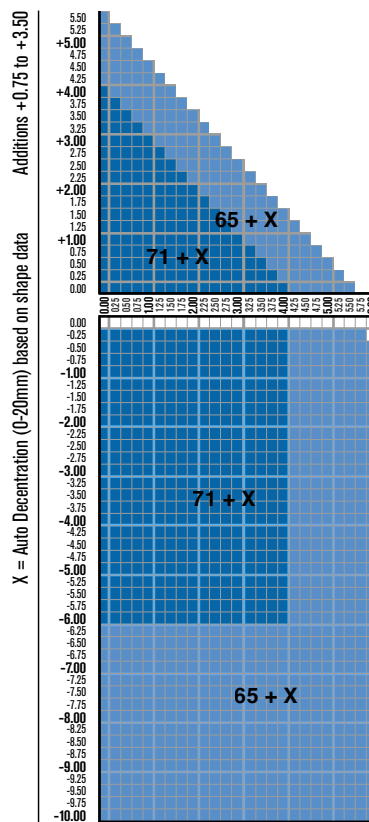
Remote Edging (full rim and rimless)

Cut and Drill (rimless)

Glazing (full rim and rimless)

METS (Minimum Edge Thickness System)

Prism available up to 3.00 prism dioptres - Higher prism may be available, please contact Customer Services for confirmation.



Corridor MFH
11mm = 14mm
14mm = 18mm

Useful Information:

Compensated powers when checking. Due to the advanced optics we recommend using a small aperture focimeter lens rest.

For full Service Time Calendar see page 13.



SENSITY
2

BALANSIS

INDEX: 1.50

GEOMETRY	Bi-aspheric/Atoric back surface
SURFACING	Front & back Free Form surfaced

COATINGS	
UV Control	
BlueControl	
Hi-Vision LongLife	
Hi-Vision SUN Pro (when ordered with a tint)	
Super Hi-Vision	
Hi-Vision Aqua	
Hi-Vision Aqua Concave	
Mirror/Light Mirror	
Hard (as standard)	
UV Block 385nm/UV Block 400nm	

TINTS	
Spectrum Solid	
Spectrum Gradient	
Special Sphere	

PHOTOCHROMIC	
Sensity	
Sensity Fast	
Sensity Dark	
Sensity Shine	

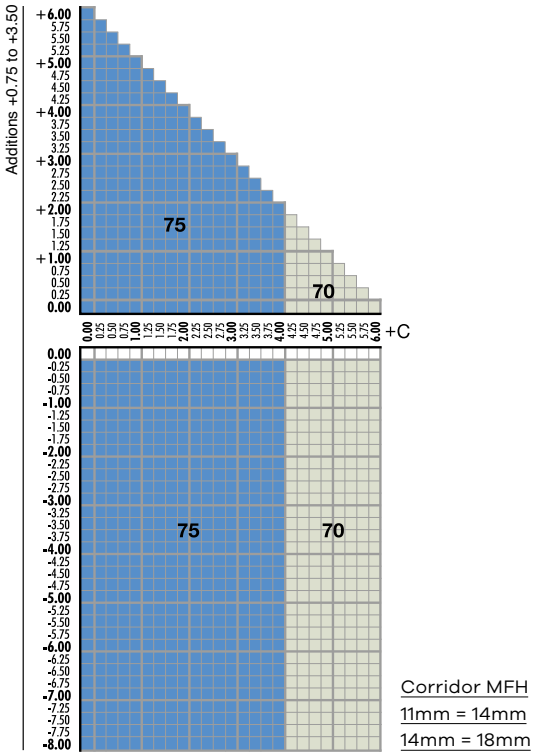
OTHER SERVICES	
Remote Edging (full rim and supra)	
Fully Glazed (full rim and supra)	
METS (Minimum Edge Thickness System) - FREE	
Prism Available up to 3.00 diopters - Higher prism may be available, please contact Customer Services for confirmation.	

Note: 1.50 index lenses are not recommended for supra and rimless glazing.

Useful Information:

Compensated powers when checking. Due to the advanced optics we recommend using a small aperture focimeter lens rest.

Sensity Fast available in Brown and Grey.
For full Service Time Calendar see page 13.



BALANSIS

HOYA

POLARISED**INDEX: 1.50****GEOMETRY**

Spherical front surface

SURFACING

Back surface Free Form

COATINGS

UV Control

Hi-Vision LongLife


Hi-Vision SUN Pro

Super Hi-Vision

Hi-Vision Aqua Concave

Hard

Mirror/Light Mirror

TINTS

Dark Brown

78% Absorption



Grey /Green

85% Absorption



Smoke Grey

83% Absorption

Please note the above colours shown are for indication purposes only, they do not represent an exact match to the final lens colour.

OTHER SERVICES

Remote Edging (full rim)

Glazing (full rim)

METS (Minimum Edge Thickness System)

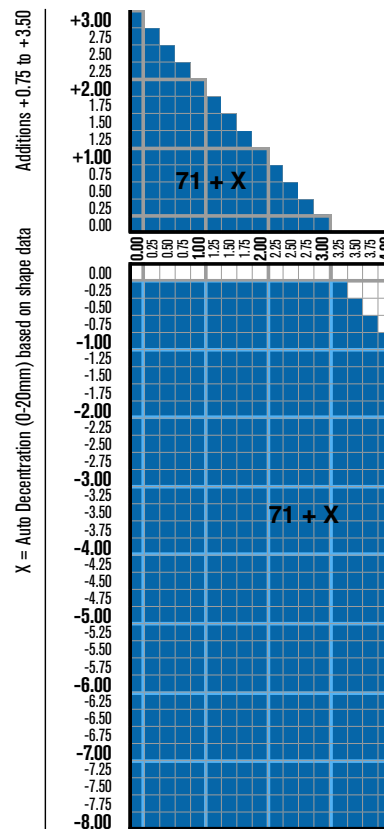
Prism available up to 3.00 prism dioptres - Higher prism may be available, please contact Customer Services for confirmation.

Note: 1.50 index lenses not recommended for supra rimless glazing.

Useful Information:

Compensated powers when checking. Due to the advanced optics we recommend using a small aperture focimeter lens rest.

For full Service Time Calendar see page 13.



Corridor MFH
11mm = 14mm
14mm = 18mm



DAYNAMIC

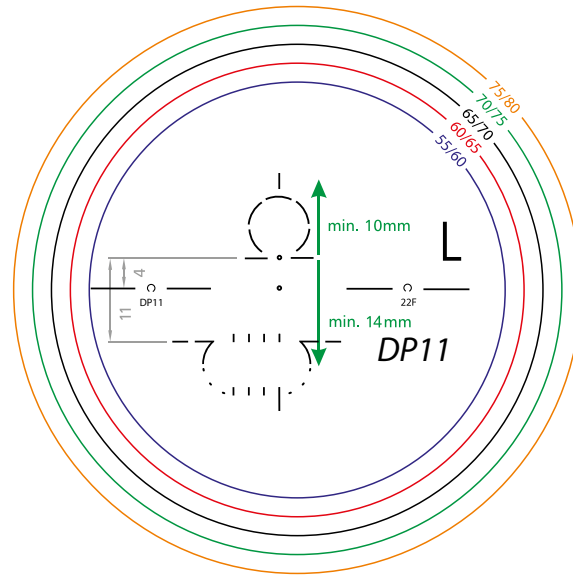
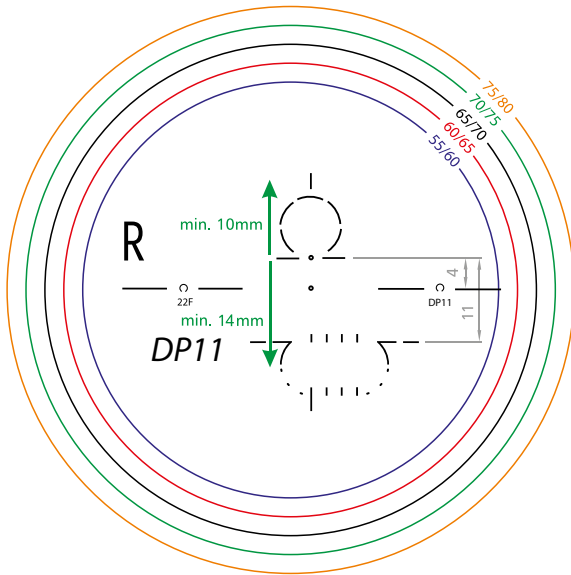
Availability

- P80** Daynamic 1.67
- P81** Daynamic 1.67 Polarised
- P82** Daynamic 1.60
- P83** Daynamic 1.60 Polarised
- P84** Daynamic 1.53
- P85** Daynamic 1.53 Polarised
- P86** Daynamic 1.50
- P87** Daynamic 1.50 Polarised

DAYNAMIC

Features

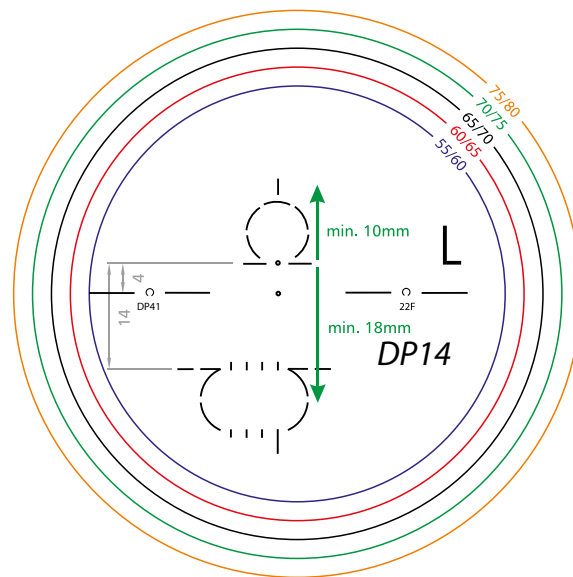
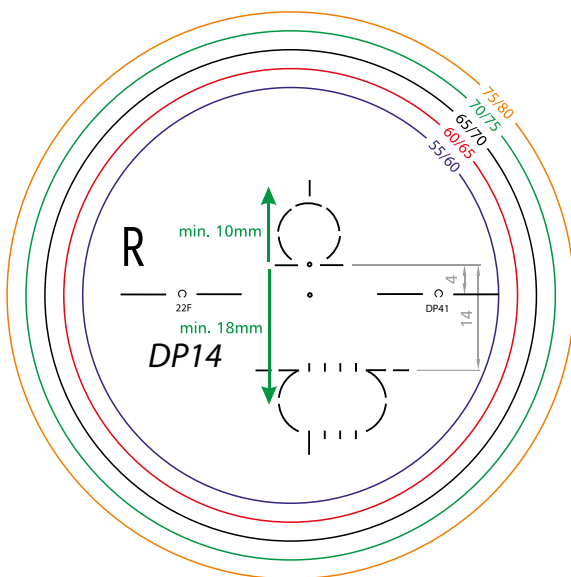
- Sharp far and near vision
- Large and clear viewing areas
- Good performance-to-price ratio



11mm

DP11	1.50
DP1X	1.53
DP13	1.60
DP15	1.67

22F = Front Add 2.25



14mm

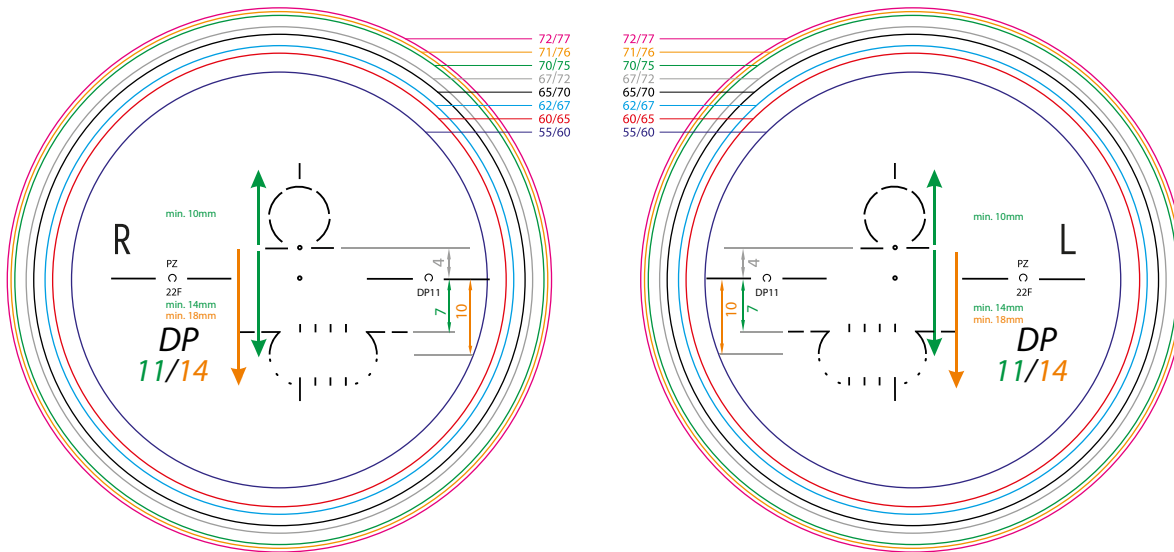
DP41	1.50
DP4X	1.53
DP43	1.60
DP45	1.67

22F = Front Add 2.25



Features

- A Polarised efficiency of over 98%
- Eliminates glare and unpleasant reflections
- Neutralises the excessive brightness of sunlight
- 100% UV-A and UV-B protection
- Three fashionable colours to choose from (grey, brown and grey-green)
- Contrast-rich vision



11-14mm

	11mm	11mm
1.67	DP15	DP45
1.60	DP13	DP43
1.53	DP1X	DP4X
1.50	DP11	DP41

22F= Front Add. 2.25

INDEX: 1.67

DAYNOMIC

SENSITY

2



GEOMETRY

Spherical front surface

SURFACING

Free Form back surface

COATINGS

UV Control

BlueControl

Hi-Vision LongLife

Hi-Vision SUN Pro (when ordered with a tint)

Super Hi-Vision

TINTS

Spectrum Solid

Spectrum Gradient

Special Sphere

PHOTOCHROMIC

Sensity

Sensity Fast

Sensity Dark

OTHER SERVICES

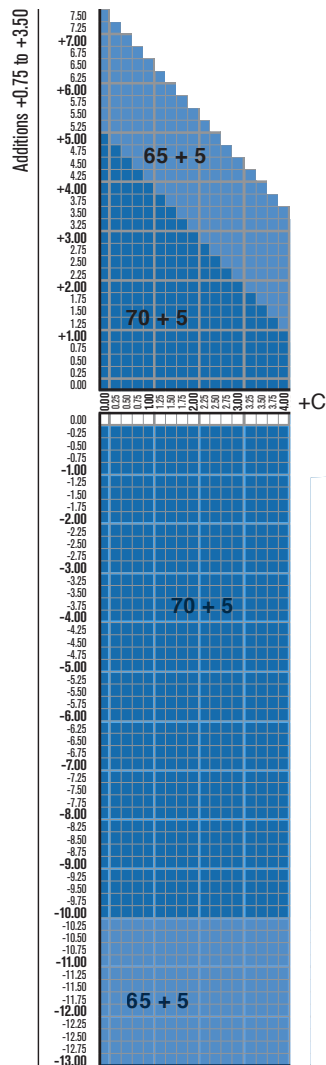
Remote Edging (all frame types)

Cut and Drill (rimless)

Glazing (all frame types)

METS (Minimum Edge Thickness System- highly recommended) - FREE

Prism available up to 3.00 prism dioptres - Higher prism may be available, please contact Customer Services for confirmation.



Useful Information:

Compensated powers when checking.

Due to advanced optics we recommend using a small aperture focimeter lens rest.

For full Service Time Calendar see page 13.

Please note: the diameter may be reduced for higher sphere/cyl and prisms.


In case of Sensity 2/Sensity Dark, there will be an area of 2mm from the edge of the lens that will not be coated.

Sensity Fast available in Brown and Grey.

GEOMETRY	Spherical front surface
SURFACING	Back surface Free Form

COATINGS	
UV Control	
Hi-Vision LongLife	
Hi-Vision SUN Pro	
Super Hi-Vision	
Mirror/Light Mirror	

TINTS



Dark Brown
78% Absorption



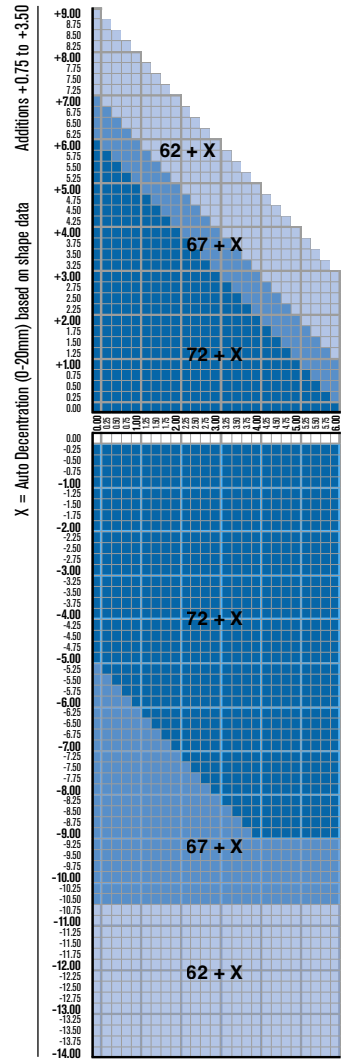
Grey /Green
85% Absorption



Smoke Grey
83% Absorption

Please note the above colours shown are for indication purposes only, they do not represent an exact match to the final lens colour.

OTHER SERVICES	
Remote Edging (full rim and rimless)	
Cut and Drill (rimless)	
Glazing (full rim and rimless)	
METS (Minimum Edge Thickness System)	
Prism available up to 5.00 prism dioptres - Higher prism may be available, please contact Customer Services for confirmation.	



Useful Information:

Due to the advanced optics, we recommend using a small aperture focimeter lens rest.
For full Service Time Calendar see page 13.

GEOMETRY	Spherical front surface
SURFACING	Back surface Free Form

COATINGS	
UV Control	
Hi-Vision LongLife	
Hi-Vision SUN Pro	
Super Hi-Vision	
Hi-Vision Aqua Concave	
Hard	
Mirror/Light Mirror	

TINTS



Dark Brown
78% Absorption



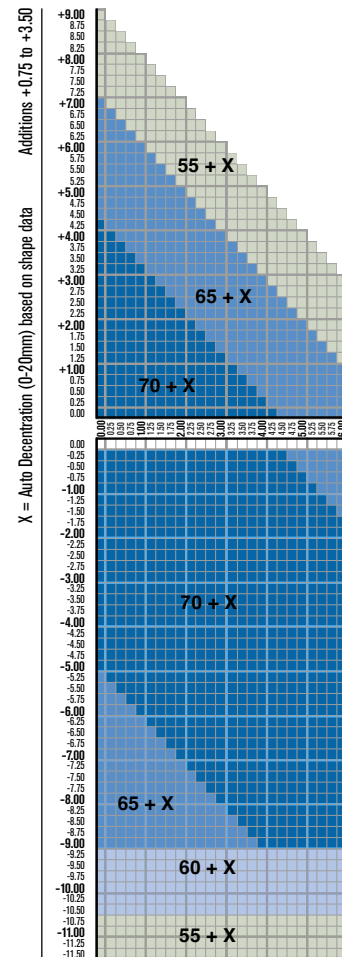
Grey / Green
85% Absorption



Smoke Grey
83% Absorption

Please note the above colours shown are for indication purposes only, they do not represent an exact match to the final lens colour.

OTHER SERVICES	
Remote Edging (full rim and rimless)	
Cut and Drill (rimless)	
Glazing (full rim and rimless)	
METS (Minimum Edge Thickness System)	
Prism available up to 5.00 prism dioptres - Higher prism may be available, please contact Customer Services for confirmation.	



Corridor MFH
11mm = 14mm
14mm = 18mm

Useful Information:

Due to the advanced optics, we recommend using a small aperture focimeter lens rest.

For full Service Time Calendar see page 13.

INDEX: 1.53

DAYNOMIC

SENSITY

2



GEOMETRY

Spherical front surface

SURFACING

Free Form back surface

COATINGS

UV Control

BlueControl

Hi-Vision LongLife

Hi-Vision SUN Pro (when ordered with a tint)

Super Hi-Vision

Hi-Vision Aqua

Hi-Vision Aqua Concave

Hard

Mirror

TINTS

Spectrum Solid

Spectrum Gradient

Special Sphere

PHOTOCHROMIC

Sensity

Sensity Fast

OTHER SERVICES

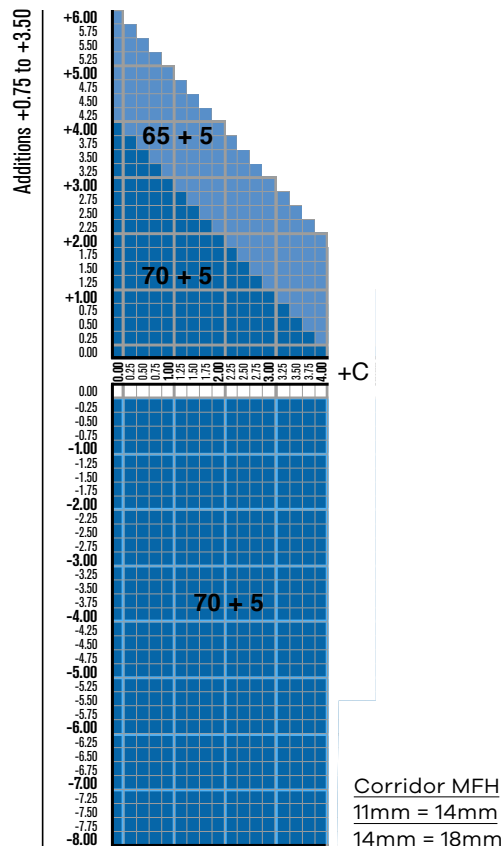
Remote Edging (all frame types)

Cut and Drill (rimless)

Glazing (all frame types)

METS (Minimum Edge Thickness System- highly recommended) - FREE

Prism available up to 3.00 prism dioptres - Higher prism may be available, please contact Customer Services for confirmation.



Useful Information:

Compensated powers when checking.

Due to advanced optics we recommend using a small aperture focimeter lens rest.

For full Service Time Calendar see page 13.

Please note: the diameter may be reduced for higher sphere/cyl and prisms.


In case of Sensity 2/Sensity Dark, there will be an area of 2mm from the edge of the lens that will not be coated.

Sensity Fast available in Brown and Grey.

GEOMETRY	Spherical front surface
SURFACING	Back surface Free Form

COATINGS	
UV Control	
Hi-Vision LongLife	
Hi-Vision SUN Pro	
Super Hi-Vision	
Hi-Vision Aqua Concave	
Hard	
Mirror/Light Mirror	

TINTS



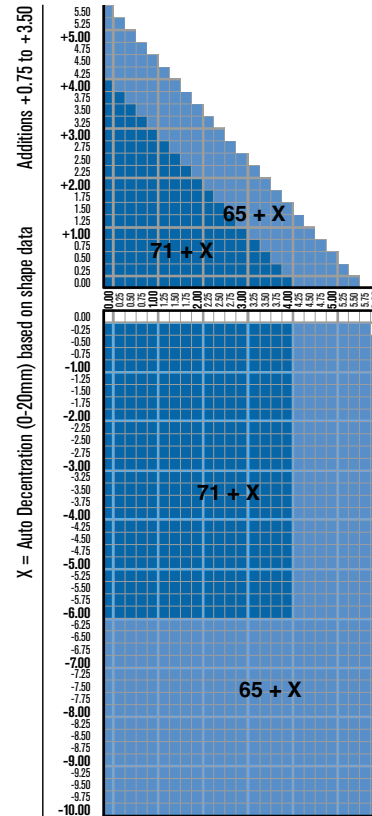
Dark Brown
78% Absorption



Smoke Grey
83% Absorption

Please note the above colours shown are for indication purposes only, they do not represent an exact match to the final lens colour.

OTHER SERVICES	
Remote Edging (full rim and rimless)	
Cut and Drill (rimless)	
Glazing (full rim and rimless)	
METS (Minimum Edge Thickness System)	
Prism available up to 3.00 prism dioptres - Higher prism may be available, please contact Customer Services for confirmation.	



Corridor MFH
11mm = 14mm
14mm = 18mm

Useful Information:

Due to the advanced optics, we recommend using a small aperture focimeter lens rest.
For full Service Time Calendar see page 13.

INDEX: 1.50

DAYNAMIC

SENSITY

2



GEOMETRY

Spherical front surface

SURFACING

Free Form back surface

COATINGS

UV Control

BlueControl

Hi-Vision LongLife

Hi-Vision SUN Pro (when ordered with a tint)

Super Hi-Vision

Hi-Vision Aqua

Hi-Vision Aqua Concave

Hard

Mirror/Light Mirror

UV Block 385nm

TINTS

Spectrum Solid

Spectrum Gradient

Special Sphere

PHOTOCHROMIC

Sensity

Sensity Fast

Sensity Dark

Sensity Shine

OTHER SERVICES

Remote Edging (full rim and supra)

Glazing (full rim and supra)

METS (Minimum Edge Thickness System- highly recommended) - FREE

Prism available up to 3.00 prism dioptres - Higher prism may be available, please contact Customer Services for confirmation.

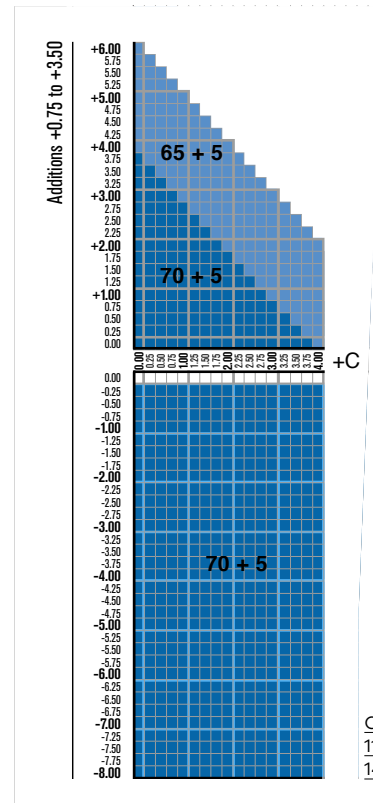
Note: 1.50 index lenses are not recommended for supra and rimless glazing.

Useful Information:

Compensated powers when checking.

Due to advanced optics we recommend using a small aperture focimeter lens rest.

For full Service Time Calendar see page 13.



Corridor MFH
11mm = 14mm
14mm = 18mm

Please note: the diameter may be reduced for higher sphere/cyl and prisms. In case of Sensity 2/Sensity Dark, there will be an area of 2mm from the edge of the lens that will not be coated. Sensity Fast available in Brown and Grey.

GEOMETRY	Spherical front surface
SURFACING	Back surface Free Form

COATINGS	
UV Control	
Hi-Vision LongLife	
Hi-Vision SUN Pro	
Super Hi-Vision	
Hi-Vision Aqua Concave	
Hard	
Mirror/Light Mirror	

TINTS



Dark Brown
78% Absorption



Grey /Green
85% Absorption



Smoke Grey
83% Absorption

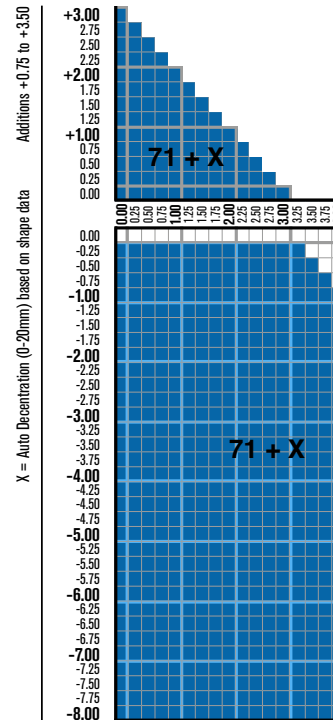
Please note the above colours shown are for indication purposes only, they do not represent an exact match to the final lens colour.

OTHER SERVICES	
Remote Edging (full rim)	
Glazing (full rim)	
METS (Minimum Edge Thickness System)	
Prism available up to 3.00 prism dioptres - Higher prism may be available, please contact Customer Services for confirmation.	

Note: 1.50 lenses are not recommended for supra rimless glazing.

Fitting Instructions:

For optimum visual performance please supply monocular C.D.'s/P.D.'s and the eye point heights, without compensation for pantoscopic tilt, the vertex distance, pantoscopic angle and face form angle.



Corridor MFH
11mm = 14mm
14mm = 18mm

Useful Information:

Due to the advanced optics, we recommend using a small aperture focimeter lens rest.

For full Service Time Calendar see page 13.



AMPLITUDE

PLUS

Availability

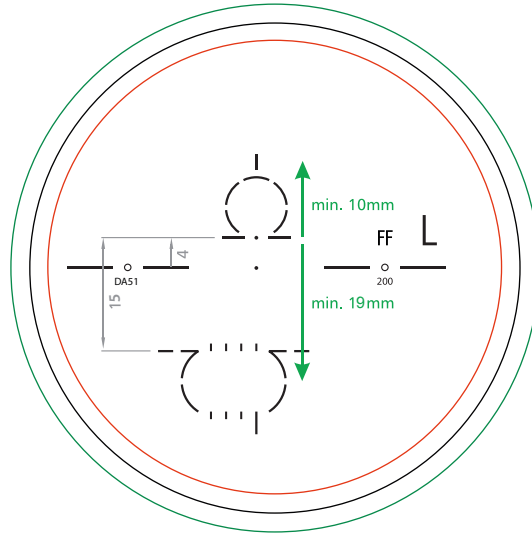
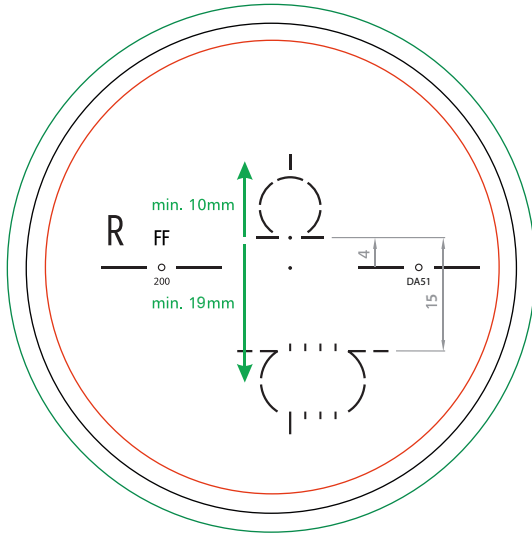
- P92** Amplitude Plus 1.67
- P93** Amplitude Plus 1.67
Polarised
- P94** Amplitude Plus 1.60
- P95** Amplitude Plus 1.60
Polarised
- P96** Amplitude Plus 1.53
- P97** Amplitude Plus 1.53
Polarised
- P98** Amplitude Plus 1.50
- P99** Amplitude Plus 1.50
Polarised

AMPLITUDE

PLUS

Features

- Improved performance when compared to conventional progressive lenses
- Smooth transition between near, intermediate and far distances
- Optimised powers across all prescriptions
- Advanced atoric back-surface
- Increased field-of-view
- Conventional dispensing and checking procedure



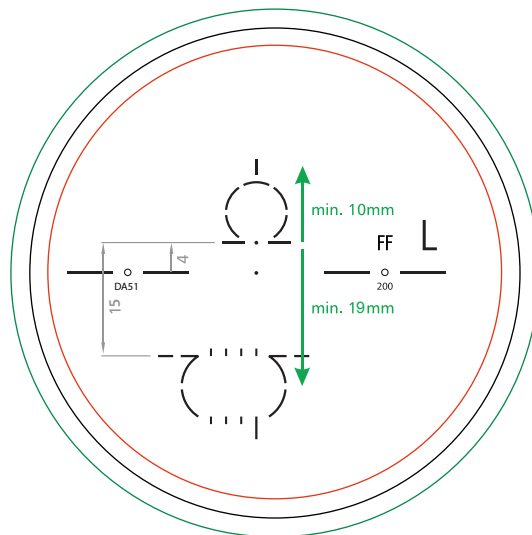
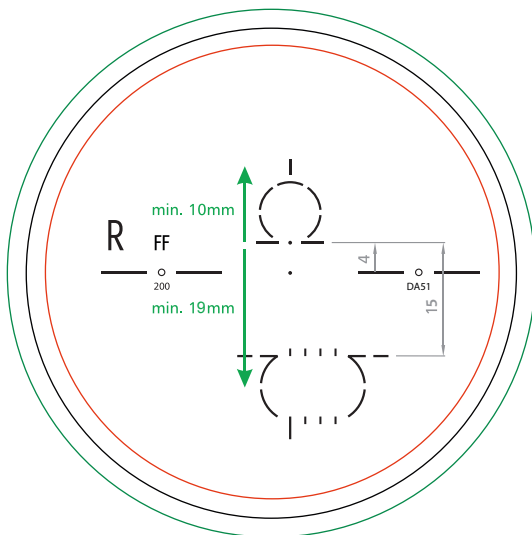
15mm

DA55 : Amplitude Plus 1.67

DA53 : Amplitude Plus 1.60

DA5X : Amplitude Plus 1.53

DA51 : Amplitude Plus 1.50



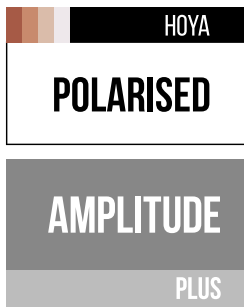
11mm

DA15 : Amplitude Plus 1.67

DA13 : Amplitude Plus 1.60

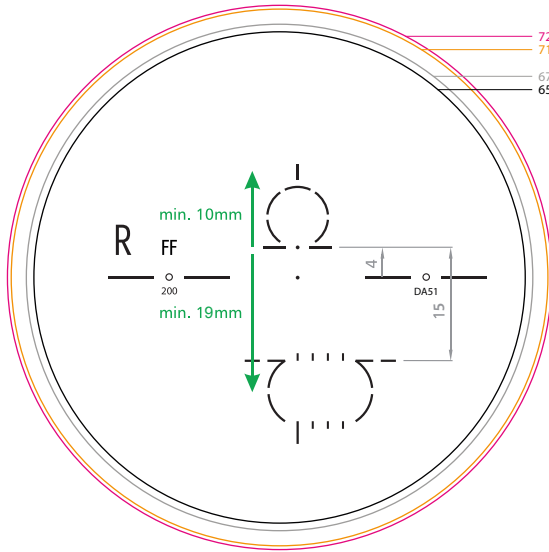
DA1X : Amplitude Plus 1.53

DA11 : Amplitude Plus 1.50

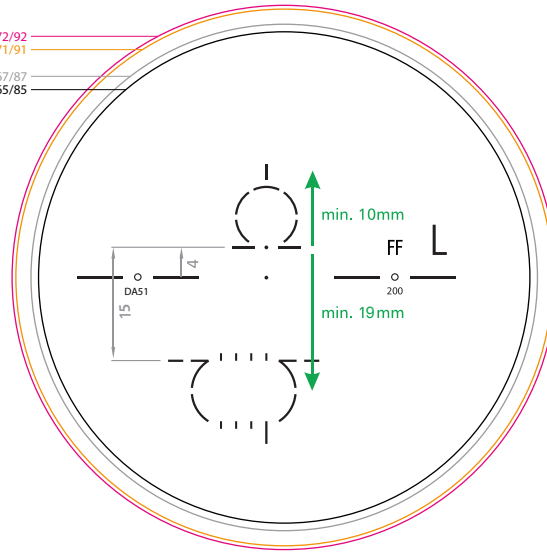


Features

- Improved balance between distance and near vision
- Optimised powers across all prescriptions
- Advanced atoric back surface
- Increased field-of-view
- Conventional dispensing and checking procedure
- Superior glare reduction
- 100% UVA and UVB protection
- Great for driving, cycling, water sports and winter sports



72/92
71/91
67/87
65/85



72/92
71/91
67/87
65/85

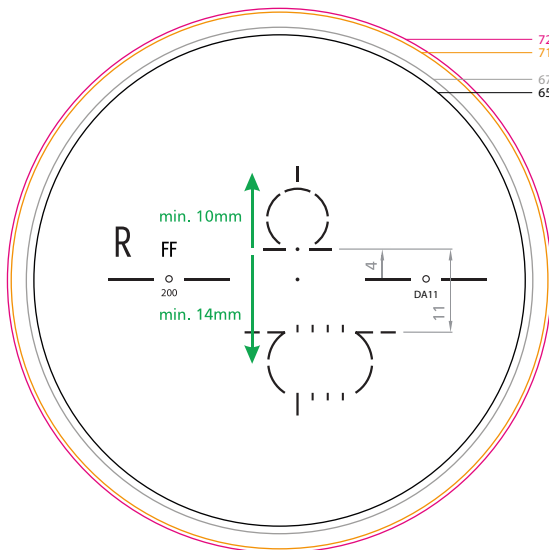
15mm

DA55 : Amplitude Plus 1.67

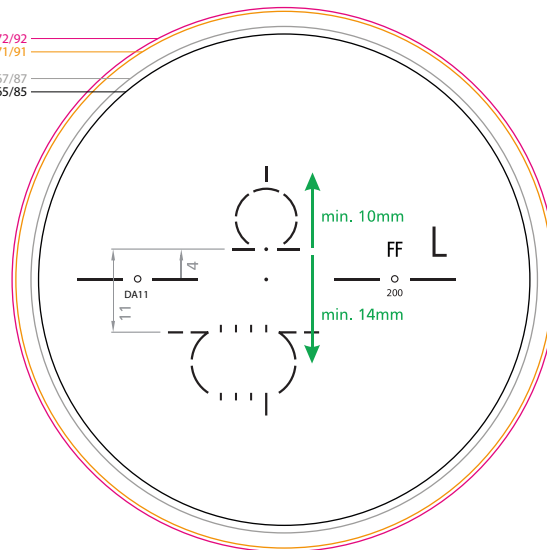
DA53 : Amplitude Plus 1.60

DA5X : Amplitude Plus 1.53

DA51 : Amplitude Plus 1.50



72/92
71/91
67/87
65/85



72/92
71/91
67/87
65/85

11mm

DA15 : Amplitude Plus 1.67

DA13 : Amplitude Plus 1.60

DA1X : Amplitude Plus 1.53

DA11 : Amplitude Plus 1.50

INDEX: 1.67

AMPLITUDE

PLUS

SENSITY

2



GEOMETRY

Aspheric/atoric back surface

SURFACING

Free Form back surface

COATINGS

UV Control

BlueControl

Hi-Vision LongLife

Hi-Vision SUN PRO (when ordered with a tint)

Super Hi-Vision

Mirror

Light mirror

TINTS

Spectrum Solid

Spectrum Gradient

Special Sphere

PHOTOCHROMIC

Sensity

Sensity Fast

Sensity Dark

OTHER SERVICES

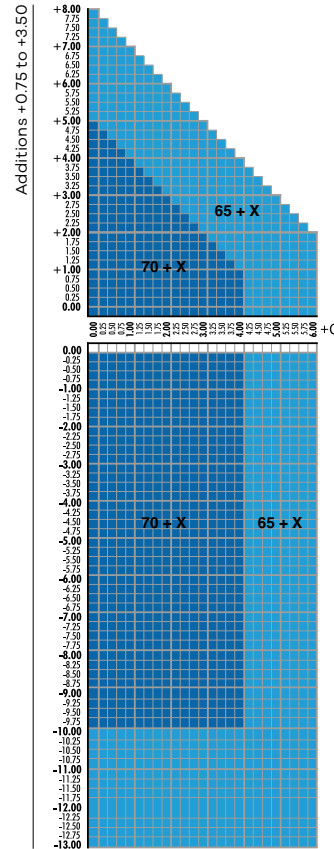
Remote Edging (all frame types)

Cut and drill (rimless)

Glazing (all frame types)

METS (Minimum Edge Thickness System)

Prism Available up to 5.00 diopters - Higher prism may be available, please contact Customer Services for confirmation.



Corridor MFH
 11mm = 14mm
 15mm = 19mm

Technical Information - all dia+X

X means free decentration. Decentration is also possible in the range of 0-10mm if frame data is given.

Lenses are decentered with 2.5mm from main meridian. This is a default value. Then effective diameter of temporal side will become +5mm.

Fitting Instructions:

Measure monocular C.D.'s /P.D.'s and eye point heights.

Useful Information:


Sensity Fast available in Brown and Grey.

For full Service Time Calendar see page 13.

GEOMETRY	Aspheric/atoric back surface
SURFACING	Free Form back surface

COATINGS	
UV Control	
Hi-Vision LongLife	
Hi-Vision SUN PRO	
Super Hi-Vision	
Mirror	
Light Mirror	

TINTS



Dark Brown
78% Absorption



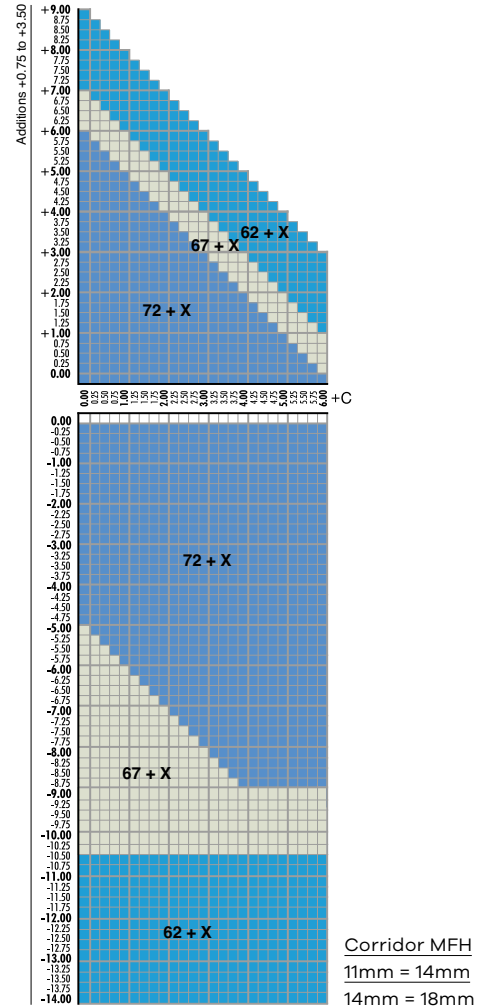
Grey /Green
85% Absorption



Smoke Grey
83% Absorption

Please note the above colours shown are for indication purposes only, they do not represent an exact match to the final lens colour.

OTHER SERVICES	
Remote Edging (all frame types)	
Cut and drill (rimless)	
Glazing (all frame types)	
METS (Minimum Edge Thickness System)	
Prism Available up to 5.00 diopters - Higher prism may be available, please contact Customer Services for confirmation.	



Technical Information - all dia+X

X means free decentration. Decentration is also possible in the range of 0-10mm if frame data is given.

Lenses are decentered with 2.5mm from main meridian. This is a default value. Then effective diameter of temporal side will become +5mm.

Fitting Instructions:

Measure monocular C.D.'s /P.D.'s and eye point heights.

Useful Information:

For full Service Time Calendar see page 13.

INDEX: 1.60

AMPLITUDE

PLUS

SENSITY

2



GEOMETRY

Aspheric/atoric back surface

SURFACING

Free Form back surface

COATINGS

UV Control

BlueControl

Hi-Vision LongLife

Hi-Vision SUN PRO (when ordered with a tint)

Super Hi-Vision

Hi-Vision Aqua

Hi-Vision Aqua Concave

Mirror

Light mirror

TINTS

Spectrum Solid

Spectrum Gradient

Special Sphere

PHOTOCHROMIC

Sensity

Sensity Fast

Sensity Dark

Sensity Shine

OTHER SERVICES

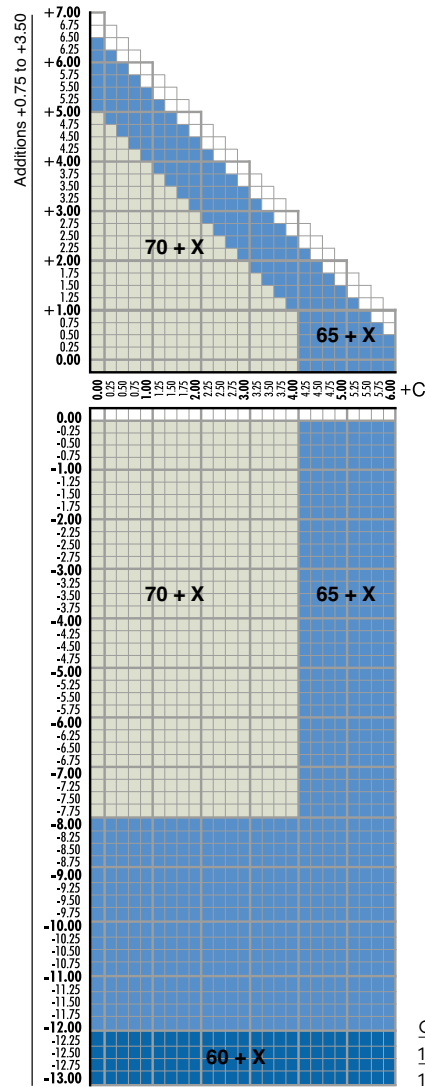
Remote Edging (all frame types)

Cut and drill (rimless)

Glazing (all frame types)

METS (Minimum Edge Thickness System)

Prism Available up to 5.00 diopters - Higher prism may be available, please contact Customer Services for confirmation.



Corridor MFH
11mm = 14mm
15mm = 19mm

Technical Information - all dia+X

X means free decentration. Decentration is also possible in the range of 0-10mm if frame data is given. Lenses are decentered with 2.5mm from main meridian. This is a default value. Then effective diameter of temporal side will become +5mm.

Useful Information:

Sensity Fast available in Brown and Grey.
For full Service Time Calendar see page 13.

Fitting Instructions:

Measure monocular C.D.'s /P.D.'s and eye point heights.

GEOMETRY	Aspheric/atoric back surface
SURFACING	Free Form back surface

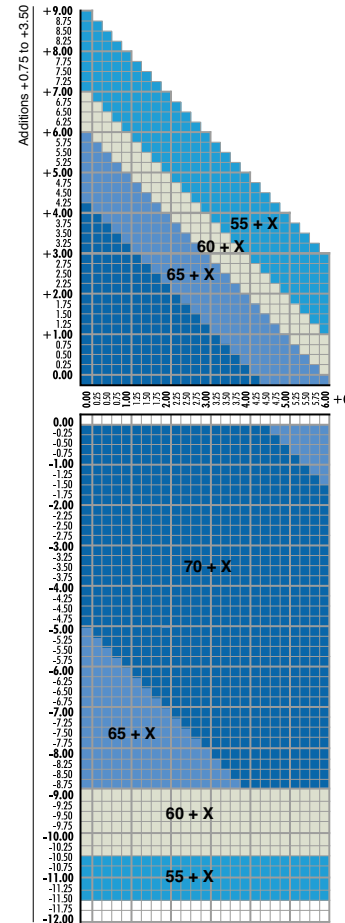
COATINGS	
UV Control	
Hi-Vision LongLife	
Hi-Vision SUN PRO	
Super Hi-Vision	
Hi-Vision Aqua Concave	
Mirror	
Light Mirror	

TINTS



Please note the above colours shown are for indication purposes only, they do not represent an exact match to the final lens colour.

OTHER SERVICES	
Remote Edging (full rim and rimless)	
Cut and drill (rimless)	
Glazing (full rim and rimless)	
METS (Minimum Edge Thickness System)	
Prism Available up to 5.00 diopters - Higher prism may be available, please contact Customer Services for confirmation.	



Corridor MFH
11mm = 14mm
14mm = 18mm

Technical Information - all dia+X

X means free decentration. Decentration is also possible in the range of 0-10mm if frame data is given. Lenses are decentered with 2.5mm from main meridian. This is a default value. Then effective diameter of temporal side will become +5mm.

Fitting Instructions:

Measure monocular C.D.'s /P.D.'s and eye point heights.

Useful Information:

For full Service Time Calendar see page 13.



COATINGS

- UV Control
- BlueControl
- Hi-Vision LongLife
- Hi-Vision SUN PRO (when ordered with a tint)
- Super Hi-Vision
- Hi-Vision Aqua
- Hi-Vision Aqua Concave
- Hard
- Mirror
- Light mirror

TINTS

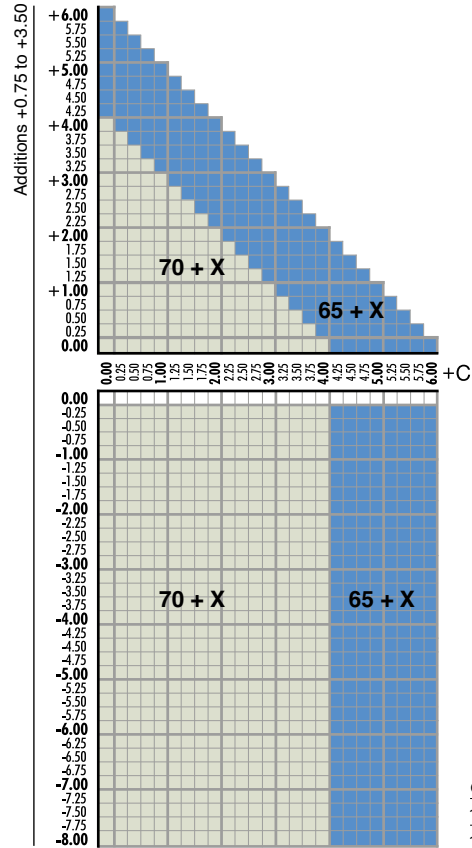
- Spectrum Solid
- Spectrum Gradient
- Special Sphere

PHOTOCHROMIC

- Sensity
- Sensity Fast

OTHER SERVICES

- Remote Edging (full rim)
- Glazing (full rim)
- METS (Minimum Edge Thickness System)
- Prism Available up to 3.00 diopters - Higher prism may be available, please contact Customer Services for confirmation.



Technical information - all dia+X

X means free decentration. Decentration is also possible in the range of 0-10mm if frame data is given.

Lenses are decentered with 2.5mm from main meridian. This is a default value. Then effective diameter of temporal side will become +5mm.


Useful Information:

- Sensity Fast available in Brown and Grey.
- For full Service Time Calendar see page 13.

GEOMETRY	Aspheric/atoric back surface
SURFACING	Free Form back surface

COATINGS	
UV Control	
Hi-Vision LongLife	
Hi-Vision SUN PRO	
Super Hi-Vision	
Hi-Vision Aqua Concave	
Hard	
Mirror	
Light Mirror	

TINTS



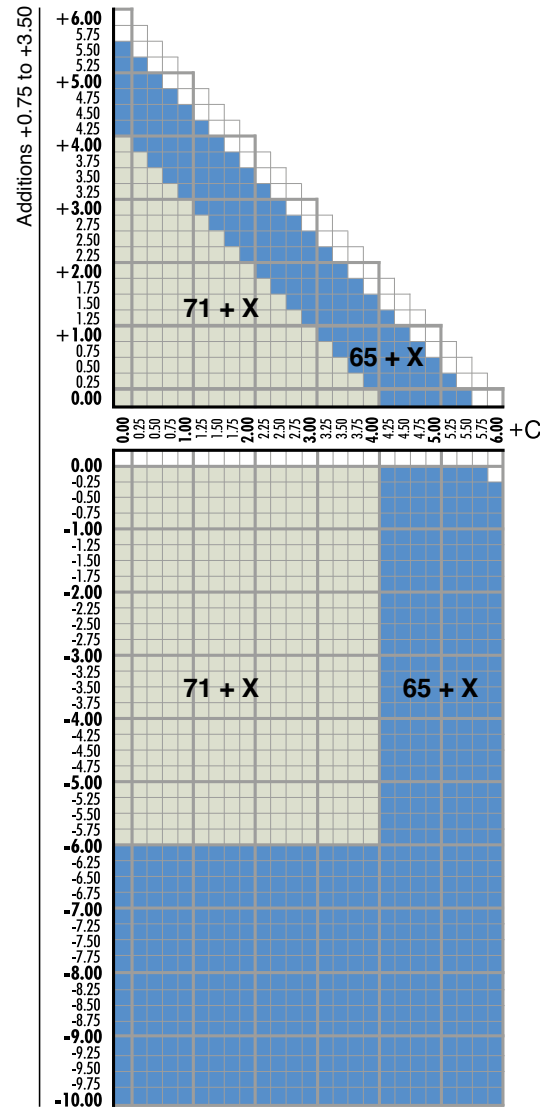
Dark Brown
78% Absorption



Smoke Grey
83% Absorption

Please note the above colours shown are for indication purposes only, they do not represent an exact match to the final lens colour.

OTHER SERVICES	
Remote Edging (full rim)	
Glazing (full rim)	
METS (Minimum Edge Thickness System)	
Prism Available up to 3.00 diopters - Higher prism may be available, please contact Customer Services for confirmation.	



Fitting Instructions:

Measure monocular C.D.'s /P.D.'s and eye point heights.

Useful Information:

For full Service Time Calendar see page 13.

INDEX: 1.50

AMPLITUDE

PLUS

SENSITY

2



GEOMETRY

Aspheric/atoric back surface

SURFACING

Free Form back surface

COATINGS

UV Control

BlueControl

Hi-Vision LongLife

Hi-Vision SUN PRO (when ordered with a tint)

Super Hi-Vision

Hi-Vision Aqua

Hi-Vision Aqua Concave

Hard

Uncoated (not available with Sensity)

Mirror

Light mirror

TINTS

Spectrum Solid

Spectrum Gradient

Special Sphere

PHOTOCHROMIC

Sensity

Sensity Fast

Sensity Dark

Sensity Shine

OTHER SERVICES

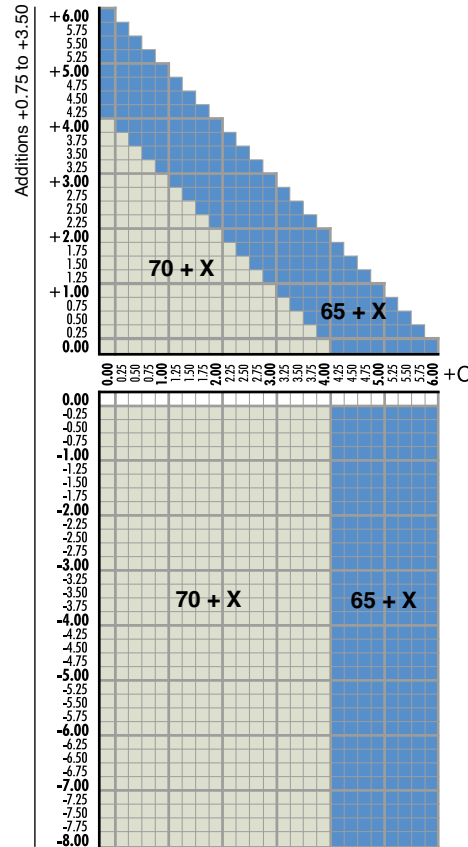
Remote Edging (full rim)

Glazing (full rim)

METS (Minimum Edge Thickness System)

Prism Available up to 3.00 diopters - Higher prism may be available, please contact Customer Services for confirmation.

Note: 1.50 index lenses are not recommended for supra and rimless glazing.



Technical Information - all dia+X

X means free decentration. Decentration is also possible in the range of 0-10mm if frame data is given.

Lenses are decentered with 2.5mm from main meridian. This is a default value. Then effective diameter of temporal side will become +5mm.

Corridor MFH

11mm = 14mm

15mm = 19mm

Fitting Instructions:

Measure monocular C.D.'s /P.D.'s and eye point heights.

Useful Information:

Sensity Fast available in Brown and Grey.

For full Service Time Calendar see page 13.



GEOMETRY	Aspheric/atoric back surface
SURFACING	Free Form back surface

COATINGS	
UV Control	
Hi-Vision LongLife	
Hi-Vision SUN PRO	
Super Hi-Vision	
Hi-Vision Aqua Concave	
Hard	
Mirror	
Light Mirror	

TINTS



Please note the above colours shown are for indication purposes only, they do not represent an exact match to the final lens colour.

OTHER SERVICES	
Remote Edging (full rim)	
Glazing (full rim)	
METS (Minimum Edge Thickness System)	
Prism Available up to 3.00 diopters - Higher prism may be available, please contact Customer Services for confirmation.	

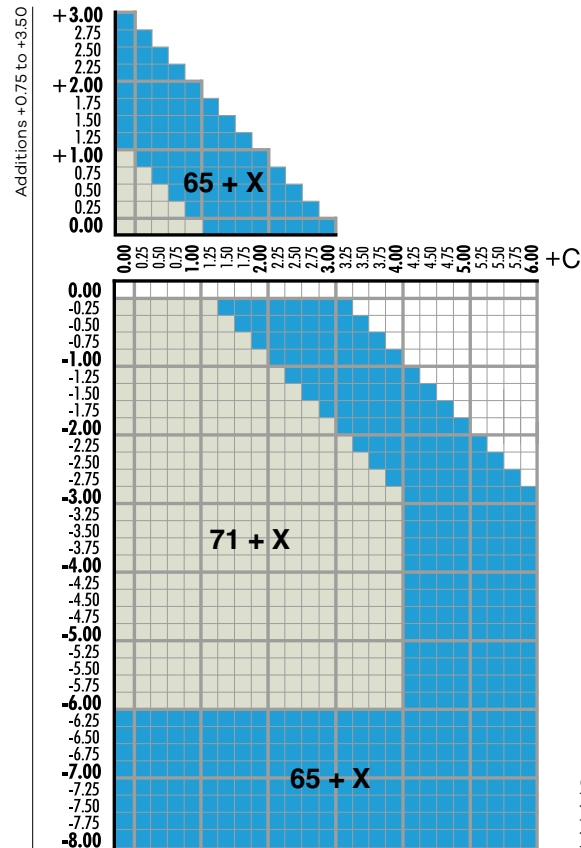
Note: 1.50 index lenses are not recommended for supra and rimless glazing.


Fitting Instructions:

Measure monocular C.D.'s /P.D.'s and eye point heights.

Useful Information:

For full Service Time Calendar see page 13.





Occupational


HOYA
FOR THE VISIONARIES

Occupational

CONTENTS

Occupational


Individual



HOVALUX iD
WORKSTYLE
3

Hoyalux iD WorkStyle 3 105-116

Advanced



HOVALUX
WORKSMART
ROOM

WorkSmart Room 400/200 125-132


Premium



HOVALUX
WORKSTYLE
BUSINESS

WorkStyle Business 400/200 117-124

Standard



HOVALUX
SUPEREADER

SUPEREADER A&B 133-138



Individual

HOYALUX iD
WORKSTYLE

3

Availability

P109 WorkStyle 3 1.74

P110 WorkStyle 3 1.67

P111 WorkStyle 3 1.60

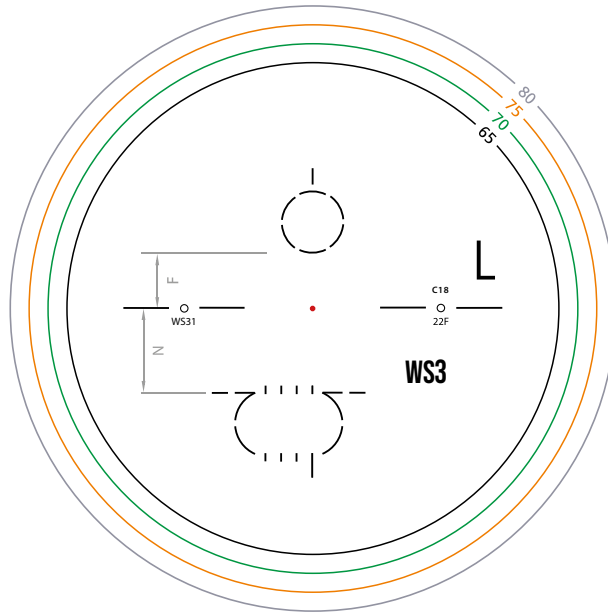
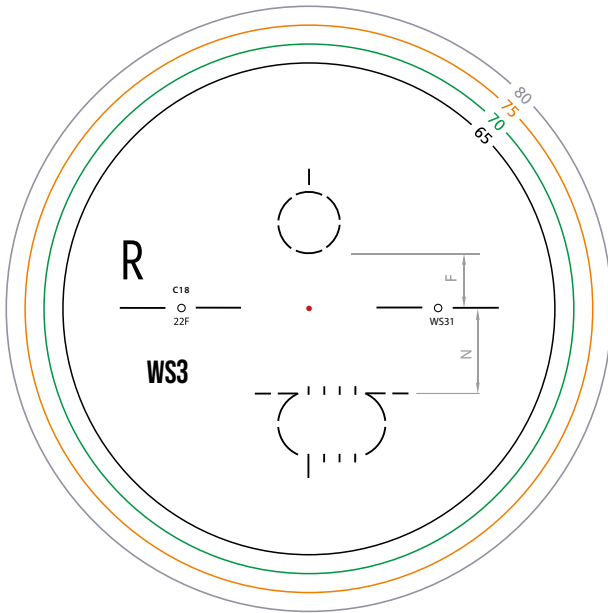
P112 WorkStyle 3 1.53

P113 WorkStyle 3 1.50



Features

- Tailored to individual working and wearing conditions
- With AdaptEase and 3D Binocular vision technology
- Available in 3 design variations
- Optimal depth and width perception at near and intermediate distances



18 mm

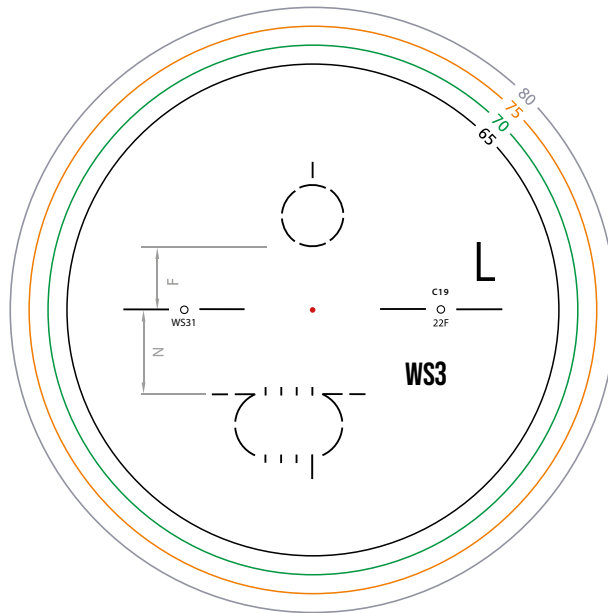
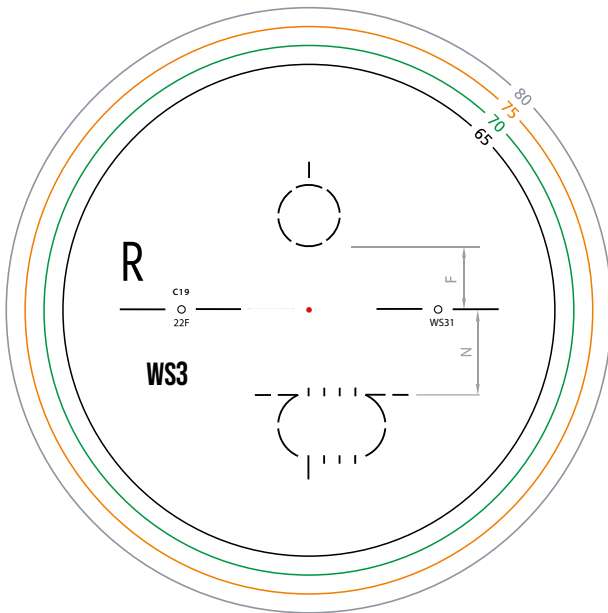
C18 = Design +
corridor (mm)

P = Space
S = Screen
C = Close

Corridor	F	N
18 mm	7	11

WS37:	WorkStyle 3 1.74
WS35:	WorkStyle 3 1.67
WS33:	WorkStyle 3 1.60
WS3X:	WorkStyle 3 1.53
WS31:	WorkStyle 3 1.50

22F = Front Add 2.25
22B = Back Add 2.25
22W = Worn Add 2.25



19 mm

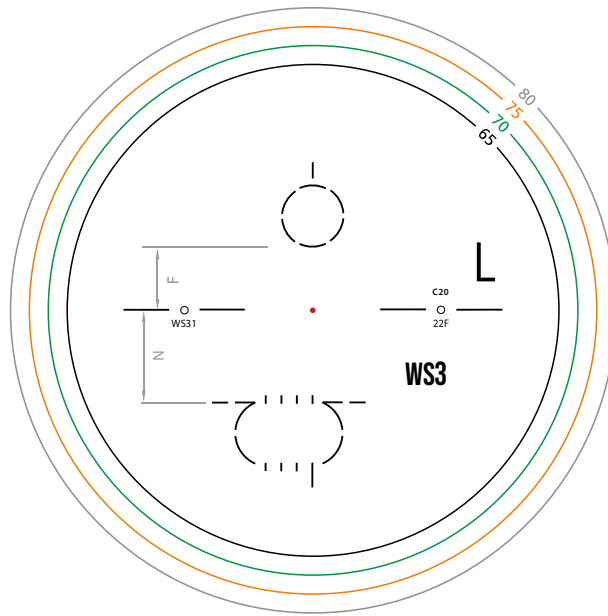
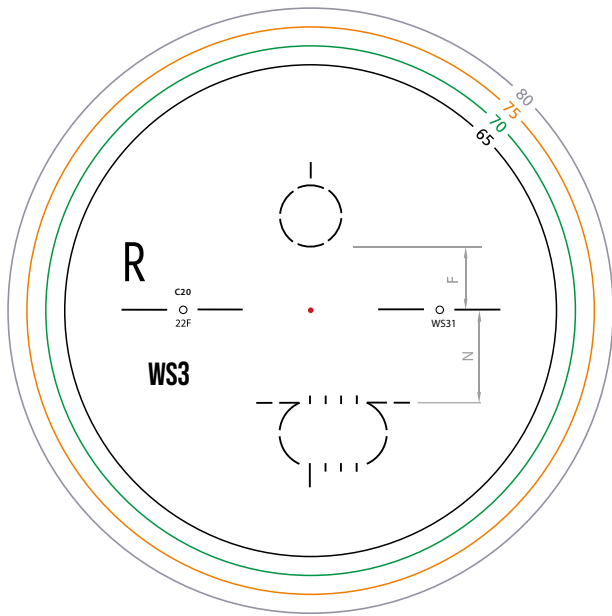
C19 = Design +
corridor (mm)

P = Space
S = Screen
C = Close

Corridor	F	N
19 mm	8	11

WS37:	WorkStyle 3 1.74
WS35:	WorkStyle 3 1.67
WS33:	WorkStyle 3 1.60
WS3X:	WorkStyle 3 1.53
WS31:	WorkStyle 3 1.50

22F = Front Add 2.25
22B = Back Add 2.25
22W = Worn Add 2.25



20 mm

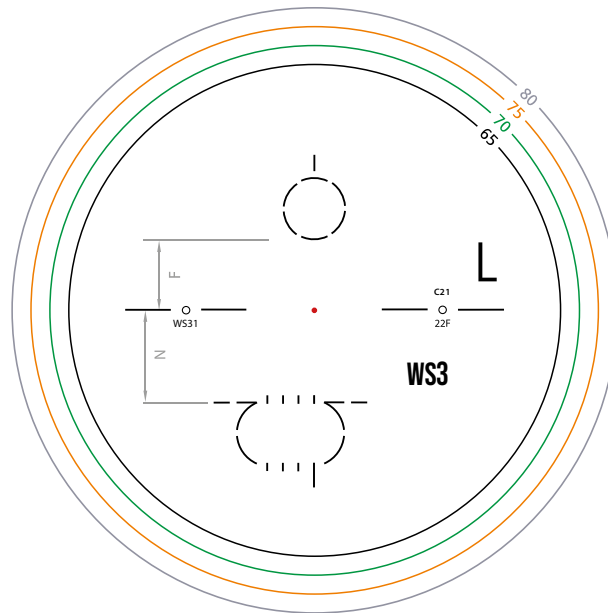
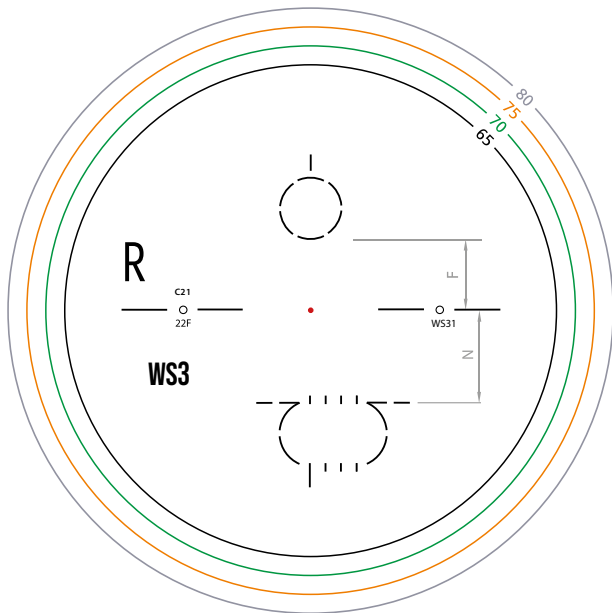
C20 = Design +
corridor (mm)

P = Space
S = Screen
C = Close

Corridor	F	N
20 mm	8	12

WS37:	WorkStyle 3 1.74
WS35:	WorkStyle 3 1.67
WS33:	WorkStyle 3 1.60
WS3X:	WorkStyle 3 1.53
WS31:	WorkStyle 3 1.50

22F = Front Add 2.25
22B = Back Add 2.25
22W = Worn Add 2.25



21 mm

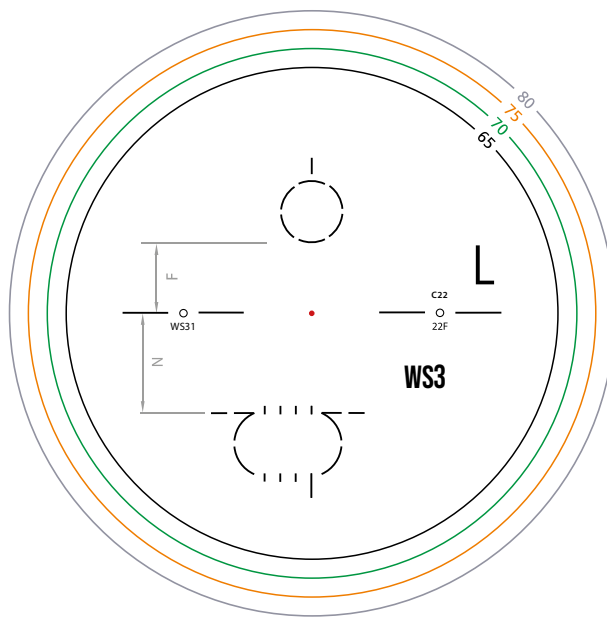
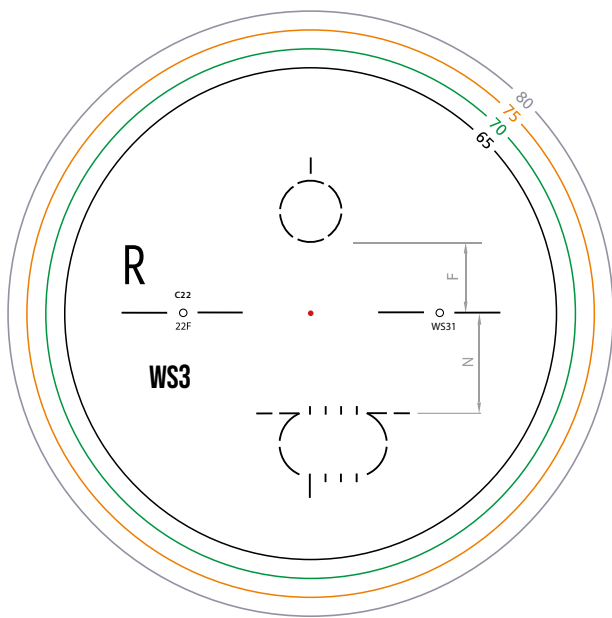
C21 = Design +
corridor (mm)

P = Space
S = Screen
C = Close

Corridor	F	N
21 mm	9	12

WS37:	WorkStyle 3 1.74
WS35:	WorkStyle 3 1.67
WS33:	WorkStyle 3 1.60
WS3X:	WorkStyle 3 1.53
WS31:	WorkStyle 3 1.50

22F = Front Add 2.25
22B = Back Add 2.25
22W = Worn Add 2.25



22 mm

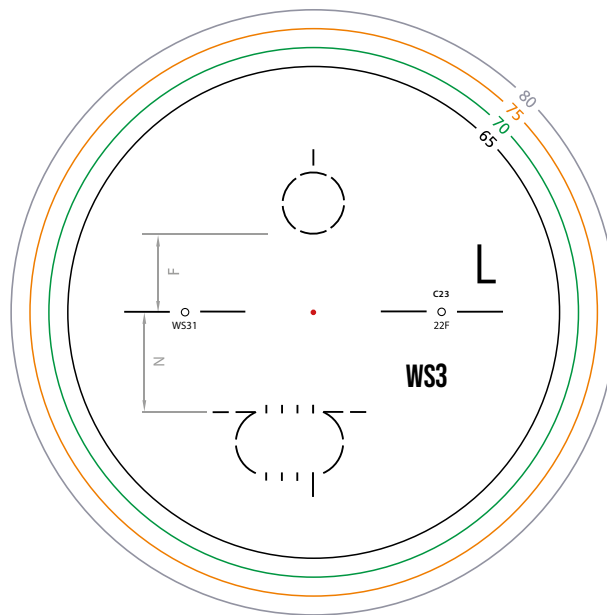
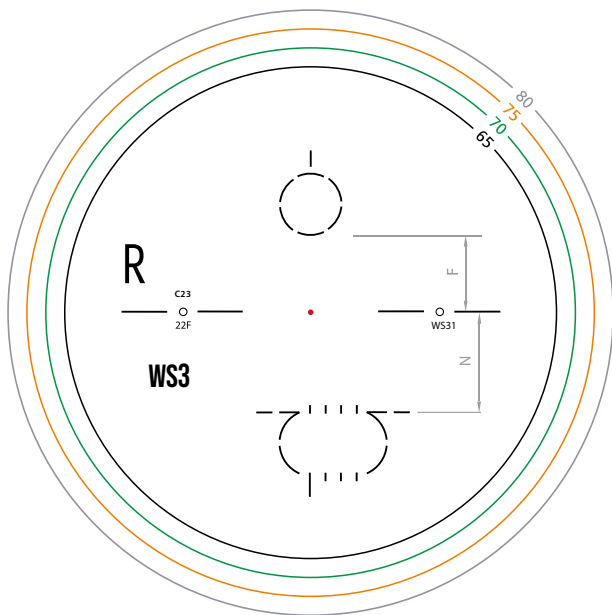
C22 = Design +
corridor (mm)

P = Space
S = Screen
C = Close

Corridor	F	N
22 mm	9	13

WS37:	WorkStyle 3 1.74
WS35:	WorkStyle 3 1.67
WS33:	WorkStyle 3 1.60
WS3X:	WorkStyle 3 1.53
WS31:	WorkStyle 3 1.50

22F = Front Add 2.25
22B = Back Add 2.25
22W = Worn Add 2.25



23 mm

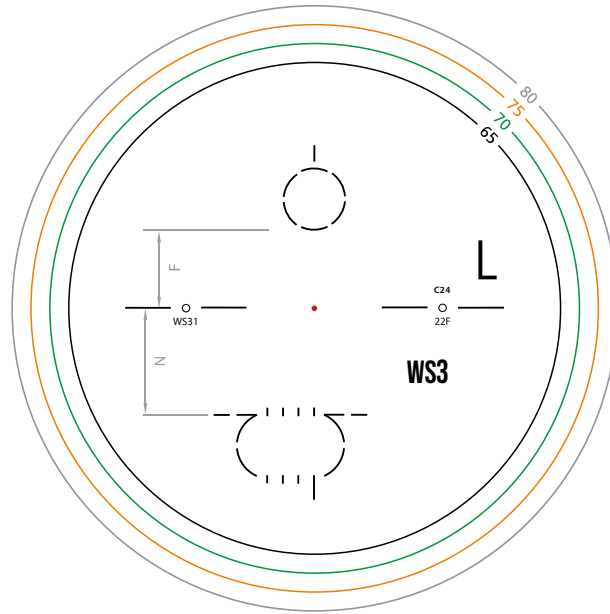
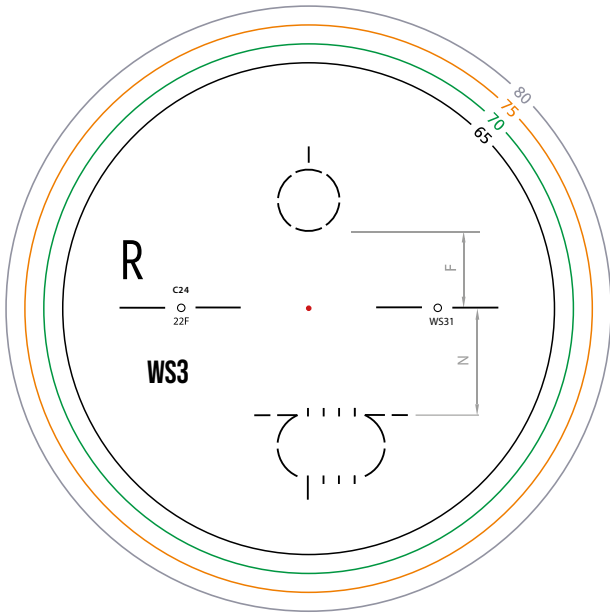
C23 = Design +
corridor (mm)

P = Space
S = Screen
C = Close

Corridor	F	N
23 mm	10	13

WS37:	WorkStyle 3 1.74
WS35:	WorkStyle 3 1.67
WS33:	WorkStyle 3 1.60
WS3X:	WorkStyle 3 1.53
WS31:	WorkStyle 3 1.50

22F = Front Add 2.25
22B = Back Add 2.25
22W = Worn Add 2.25



24 mm

C24 = Design +
corridor (mm)

P = Space
S = Screen
C = Close

Corridor	F	N
24 mm	10	14

WS37:	WorkStyle 3 1.74
WS35:	WorkStyle 3 1.67
WS33:	WorkStyle 3 1.60
WS3X:	WorkStyle 3 1.53
WS31:	WorkStyle 3 1.50

22F = Front Add 2.25
22B = Back Add 2.25
22W = Worn Add 2.25

Dispensing and Fitting

WorkStyle 3 occupational lenses should be measured in the same way as a HOYA progressive lens.

- Specify the required design
 - Space: range up to full distance
 - Screen: range around 2 metres
 - Close: range around 1m
- When ordering, the frame shape measurements must be supplied
- Option to specify:
 - CVD 7mm to 25mm
 - Panto 0 to 25 Degrees
 - FFFA 0 to 15 Degrees
 - Near working distance or inset (0 to 6)
 - Add position front, back or as worn
 - Corridor length 18,19,20,21,22,23,24mm
- Default Easy Fit Option*
 - 12.3 Degrees
 - 8.3 Degrees
 - 4.4 Degrees
 - 40cm for add to 2.50 then 1/add x100 cm
 - Front
 - 22mm Space and Screen, 20mm Close

Recommended B size	26	27	28*	29	30*	31	32
Recommended min. distance to upper rim	11	12	12*	13	13*	14	14
Corridor length (bottom of distance vision zone to top of near vision zone)	18	19	20*	21	22*	23	24
Recommended min. EP	15	15	16*	16	17*	17	18
Default Corridor Space and Screen 22mm, Close 20mm							

Shorter corridors are recommended for myopes over approximately -4.00 Longer corridors are recommended for hypermetropes over approximately +4.00

***Lenses are supplied to compensated powers**

Clear vision tables

Space				Screen				Close			
Add	Check Circle	Inter	Reading	Add	Check Circle	Inter	Reading	Add	Check Circle	Inter	Reading
1.00	Infinity	2.32m	1.00m	1.00	4.54m	1.78m	1.00m	1.00	2.50m	1.51m	1.00m
1.25	Infinity	1.85m	0.80m	1.25	3.57m	1.42m	0.80m	1.25	2.00m	1.21m	0.80m
1.50	Infinity	1.55m	0.66m	1.50	3.03m	1.10m	0.66m	1.50	1.66m	1.01m	0.66m
1.75	Infinity	1.32m	0.57m	1.75	2.56m	1.02m	0.57m	1.75	1.42m	0.86m	0.57m
2.00	Infinity	1.16m	0.50m	2.00	2.27m	0.89m	0.50m	2.00	1.25m	0.75m	0.50m
2.25	Infinity	1.03m	0.44m	2.25	2.00m	0.79m	0.44m	2.25	1.11m	0.67m	0.44m
2.50	Infinity	0.93m	0.40m	2.50	1.85m	0.72m	0.40m	2.50	1.00m	0.60m	0.40m
2.75	Infinity	0.84m	0.36m	2.75	1.85m	0.67m	0.36m	2.75	1.00m	0.57m	0.36m
3.00	Infinity	0.77m	0.33m	3.00	1.85m	0.62m	0.33m	3.00	1.00m	0.54m	0.33m
3.25	Infinity	0.71m	0.30m	3.25	1.85m	0.58m	0.30m	3.25	1.00m	0.50m	0.30m
3.50	Infinity	0.66m	0.28m	3.50	1.85m	0.55m	0.28m	3.50	1.00m	0.48m	0.28m

Check at distance reference circle against lens envelopes. Prism point is at fitting cross.

AVAILABLE IN 3 DESIGN VARIATIONS - SPACE, SCREEN & CLOSE

GEOMETRY Bi-aspheric/Atoric back surface

SURFACING Dual surface Free Form

COATINGS

UV Control

BlueControl

Hi-Vision LongLife

Hi-Vision SUN Pro (when ordered with a tint)

TINTS

Spectrum Solid

Spectrum Gradient

OTHER SERVICES

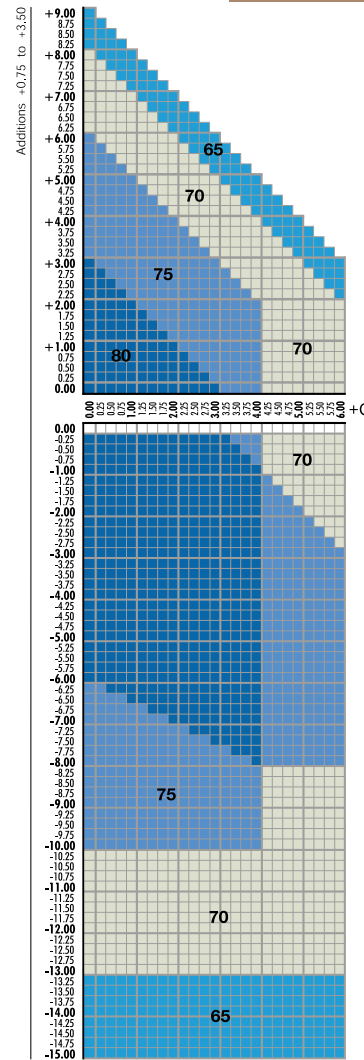
Remote Edging (all frame types)

Cut and Drill (rimless)

Glazing (all frame types)

METS (as standard) - FREE

Prism Available up to 5.00 diopters - Higher prism may be available, please contact Customer Services for confirmation.



Surfaced Range:
Minimum diameter: 52mm
Maximum diameter shown
MFH = Minimum Fitting Height

22F = Front Add.
22B = Back Add.
22W = Worn Add.

Corridor MFH
18mm = 15mm
19mm = 15mm
20mm = 16mm (Close default)
21mm = 16mm
22mm = 17mm (Space & Screen default)
23mm = 17mm
24mm = 18mm

Fitting Instructions:

Measure monocular C.D.'s /P.D.'s and eye point heights. To further personalise: please provide the add position, vertex distance pantoscopic angle and frame face form angle. When choosing the design, please consider the working distance and range.

Useful Information:

Compensated powers when checking.
Due to the advanced optics we recommend using a small aperture focimeter lens rest.
Please supply frame shape with order.
For full Service Time Calendar see page 13.

INDEX: 1.67

HOYALUX ID
WORKSTYLE

3

SENSITY

2



AVAILABLE IN 3 DESIGN VARIATIONS - SPACE, SCREEN & CLOSE

GEOMETRY Bi-Aspheric/Atoric back surface

SURFACING Dual surface Free Form

COATINGS

UV Control

BlueControl

Hi-Vision LongLife

Hi-Vision SUN Pro (when ordered with a tint)

Super Hi-Vision

TINTS

Spectrum Solid

Spectrum Gradient

PHOTOCHROMIC

Sensity

OTHER SERVICES

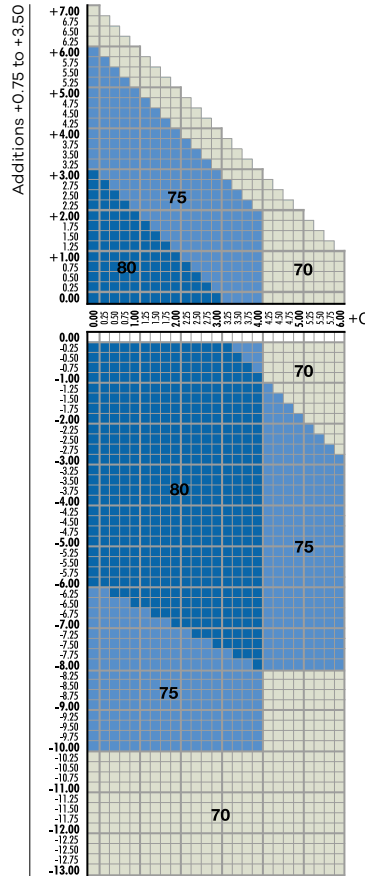
Remote Edging (all frame types)

Cut and Drill (rimless)

Glazing (all frame types)

METS (as standard) - FREE

Prism Available up to 5.00 diopters - Higher prism may be available, please contact Customer Services for confirmation.



22F = Front Add.
22B = Back Add.
22W = Worn Add.

Corridor MFH
18mm = 15mm
19mm = 15mm
20mm = 16mm (Close default)
21mm = 16mm
22mm = 17mm (Space & Screen default)
23mm = 17mm
24mm = 18mm

Surfaced Range:
Minimum diameter: 52mm
Maximum diameter shown
MFH = Minimum Fitting Height

Fitting Instructions:

Measure monocular C.D.'s /P.D.'s and eye point heights. To further personalise: please provide the add position, vertex distance pantoscopic angle and frame face form angle. When choosing the design, please consider the working distance and range.

Useful Information:

Compensated powers when checking.
Due to the advanced optics we recommend using a small aperture focimeter lens rest.

Please supply frame shape with order.

For full Service Time Calendar see page 13.





INDEX: 1.60

AVAILABLE IN 3 DESIGN VARIATIONS - SPACE, SCREEN & CLOSE

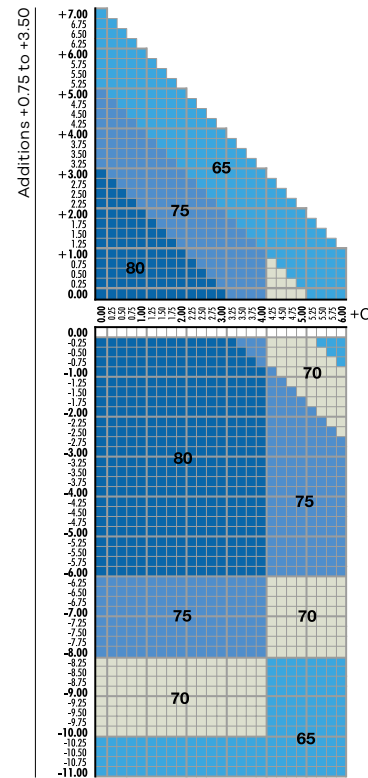
GEOMETRY	Bi-Aspheric/Atoric back surface
SURFACING	Dual surface Free Form

COATINGS	
UV Control	
BlueControl	
Hi-Vision LongLife	
Hi-Vision SUN Pro (when ordered with a tint)	
Super Hi-Vision	
Hi-Vision Aqua	
Hi-Vision Aqua Concave (clear only)	

TINTS	
Spectrum Solid	
Spectrum Gradient	
Special Sphere	

PHOTOCHROMIC	
Sensitivity	

OTHER SERVICES	
Remote Edging (all frame types)	
Cut and Drill (rimless)	
Glazing (all frame types)	
METS (as standard) - FREE	
Prism Available up to 5.00 diopters - Higher prism may be available, please contact Customer Services for confirmation.	



22F = Front Add.
22B = Back Add.
22W = Worn Add.

Corridor MFH
18mm = 15mm
19mm = 15mm
20mm = 16mm (Close default)
21mm = 16mm
22mm = 17mm (Space & Screen default)
23mm = 17mm
24mm = 18mm

Surfaced Range:
Minimum diameter: 52mm
Maximum diameter shown

Fitting Instructions:

Measure monocular C.D.'s /P.D.'s and eye point heights. To further personalise: please provide the add position, vertex distance pantoscopic angle and frame face form angle. When choosing the design, please consider the working distance and range.

Useful Information:

Compensated powers when checking.
Due to the advanced optics we recommend using a small aperture focimeter lens rest.
Please supply frame shape with order.
For full Service Time Calendar see page 13.



INDEX: 1.53

HOVALUX ID
WORKSTYLE

3

SENSITY

2



AVAILABLE IN 3 DESIGN VARIATIONS - SPACE, SCREEN & CLOSE

GEOMETRY

Bi-Aspheric/Atoric back surface

SURFACING

Dual surface Free Form

COATINGS

UV Control

BlueControl

Hi-Vision LongLife

Hi-Vision SUN Pro (when ordered with a tint)

Super Hi-Vision

Hi-Vision Aqua

Hi-Vision Aqua Concave (clear only)

Hard

TINTS

Spectrum Solid

Spectrum Gradient

Special Sphere

PHOTOCHROMIC

Sensity

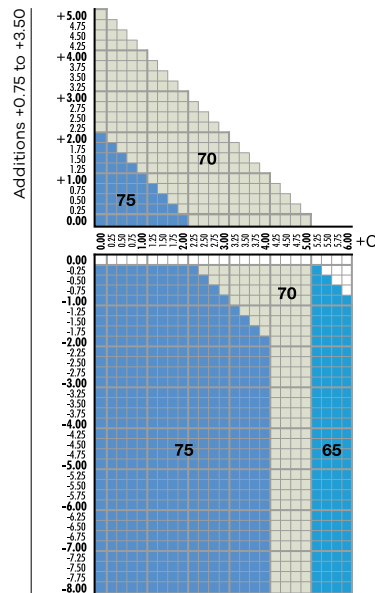
OTHER SERVICES

Remote Edging (full rim & supra)

Glazing (full rim & supra)

METS (as standard) - FREE

Prism Available up to 3.00 diopters - Higher prism may be available, please contact Customer Services for confirmation.



22F = Front Add.
22B = Back Add.
22W = Worn Add.

Corridor MFH
18mm = 15mm
19mm = 15mm
20mm = 16mm (Close default)
21mm = 16mm
22mm = 17mm (Space & Screen default)
23mm = 17mm
24mm = 18mm

Surfaced Range:
Minimum diameter: 52mm
Maximum diameter shown
MFH = Minimum Fitting Height

Fitting Instructions:

Measure monocular C.D.'s /P.D.'s and eye point heights. To further personalise: please provide the add position, vertex distance pantoscopic angle and frame face form angle. When choosing the design, please consider the working distance and range.

Useful Information:

Compensated powers when checking. Due to the advanced optics we recommend using a small aperture focimeter lens rest.

Please supply frame shape with order.

For full Service Time Calendar see page 13.





AVAILABLE IN 3 DESIGN VARIATIONS - SPACE, SCREEN & CLOSE

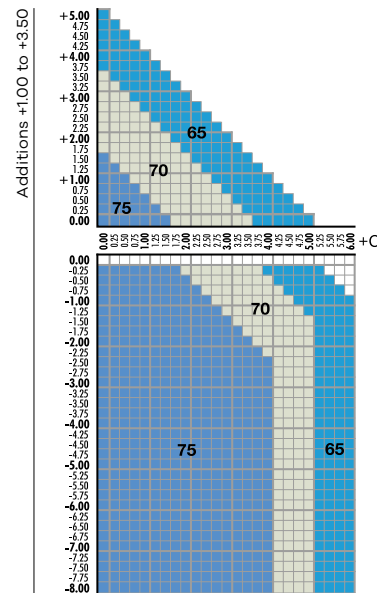
GEOMETRY	Bi-aspheric/Atoric back surface
SURFACING	Dual surface Free Form

COATINGS	
UV Control	
BlueControl	
Hi-Vision LongLife	
Hi-Vision SUN Pro (when ordered with a tint)	
Super Hi-Vision	
Hi-Vision Aqua	
Hi-Vision Aqua Concave (clear only)	
Hard	

TINTS	
Spectrum Solid	
Spectrum Gradient	
Special Sphere	

PHOTOCHROMIC	
Sensity	

OTHER SERVICES	
Remote Edging (full rim and supra)	
Glazing (full rim and supra)	
METS (as standard) - FREE	
Prism Available up to 3.00 diopters - Higher prism may be available, please contact Customer Services for confirmation.	



22F = Front Add.
22B = Back Add.
22W = Worn Add.

Corridor MFH
18mm = 15mm
19mm = 15mm
20mm = 16mm (Close default)
21mm = 16mm
22mm = 17mm (Space & Screen default)
23mm = 17mm
24mm = 18mm

Surfaced Range:
Minimum diameter: 52mm
Maximum diameter shown
MFH = Minimum Fitting Height

Fitting Instructions:

Measure monocular C.D.'s /P.D.'s and eye point heights. To further personalise: please provide the add position, vertex distance pantoscopic angle and frame face form angle. When choosing the design, please consider the working distance and range.

Useful Information:

Compensated powers when checking.
Due to the advanced optics we recommend using a small aperture focimeter lens rest.
Please supply frame shape with order.
For full Service Time Calendar see page 13.





Premium

HOVALUX
WORKSTYLE
BUSINESS

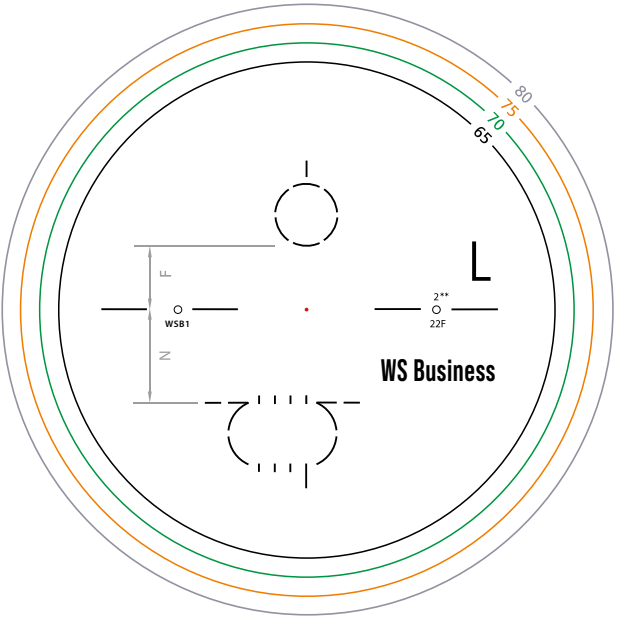
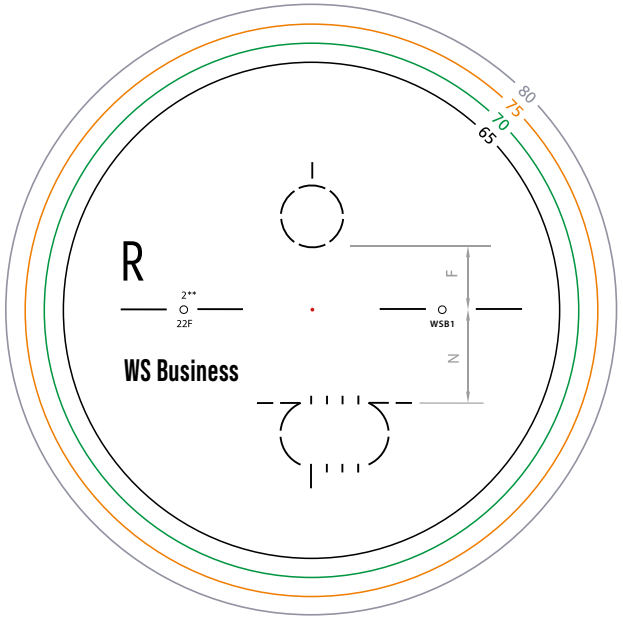
Availability

- P117** WorkStyle Business 1.74
- P118** WorkStyle Business 1.67
- P119** WorkStyle Business 1.60
- P120** WorkStyle Business 1.53
- P121** WorkStyle Business 1.50



Features

- Mid Tier occupational lens
- Available in 2 design variations
- Optimal depth and width perception at near and intermediate distances

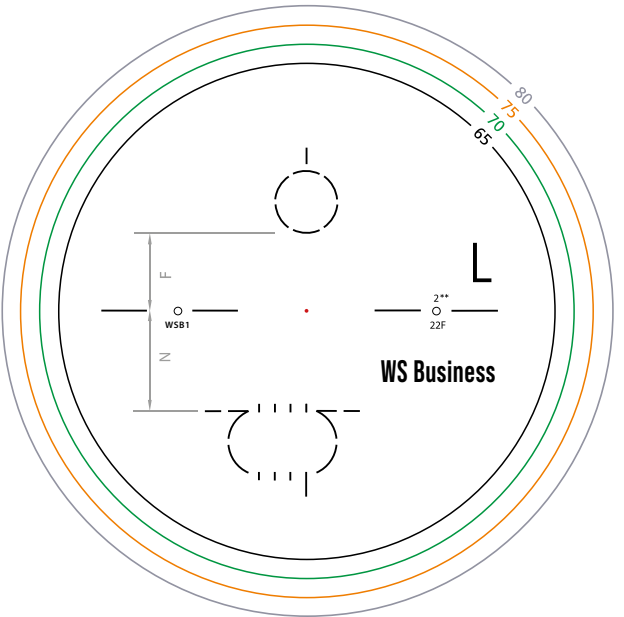
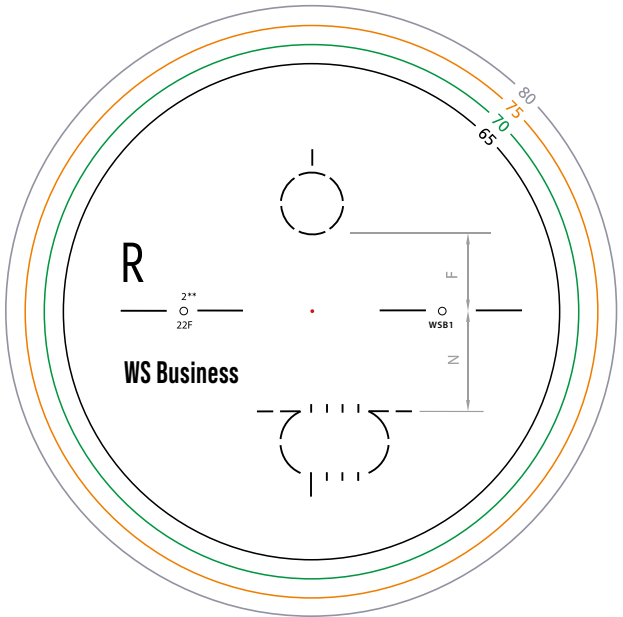


20 mm

20	400 version	Corridor 20
220	200 version	Corridor 20
Corridor	F	N
20 mm	8	12

WSB7:	WS Business 3 1.74
WSB5:	WS Business 1.67
WSB3:	WS Business 1.60
WSBX:	WS Business 1.53
WSB1:	WS Business 1.50

22F = Front Add 2.25
 22B = Back Add 2.25
 22W = Worn Add 2.25



23 mm

23	400 version	Corridor 23
223	200 version	Corridor 23
Corridor	F	N
23 mm	10	13

WSB7:	WS Business 1.74
WSB5:	WS Business 1.67
WSB3:	WS Business 1.60
WSBX:	WS Business 1.53
WSB1:	WS Business 1.50

22F = Front Add 2.25
 22B = Back Add 2.25
 22W = Worn Add 2.25

GEOMETRY Bi-Aspheric/Atoric back surface

SURFACING Dual surface Free Form

COATINGS

UV Control

BlueControl

Hi-Vision LongLife

Hi-Vision SUN Pro (when ordered with a tint)

TINTS

Spectrum Solid

Spectrum Gradient

OTHER SERVICES

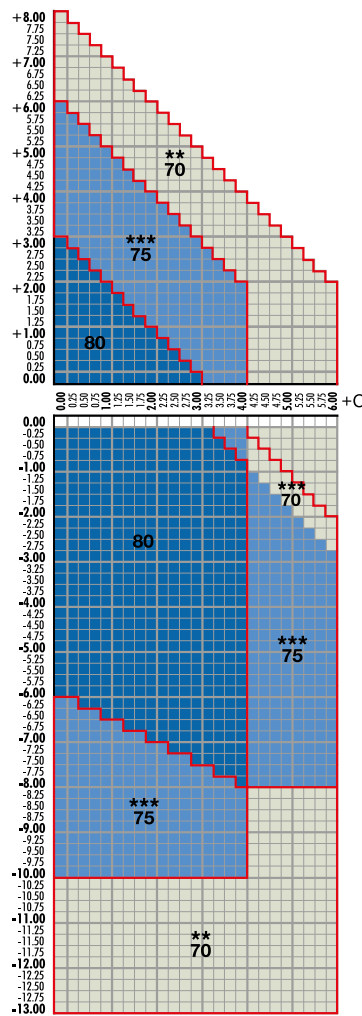
Remote Edging (all frame types)

Cut and Drill (rimless)

Glazing (all frame types)

METS (as standard) - FREE

Prism Available up to 5.00 diopters - Higher prism may be available, please contact Customer Services for confirmation.



The optional maximum diameter for METS orders:

- * dia 70
- ** dia 75
- *** dia 80

Fitting Instructions:

Measure monocular C.D.'s /P.D.'s and eye point heights.
 40% addition at fitting cross (400 version)

For Workstyle 200 there will be an auto calculation to increase the distance prescription by +0.50D and reduce add value by -0.50D

Please note the minimum add is still +0.75D

- version 400: 0.75-3.50

- version 200: 1.25-3.50

Useful Information:

Compensated powers when checking.
 Due to the advanced optics we recommend using a small aperture focimeter lens rest.

Please supply frame shape with order.

For full Service Time Calendar see page 13.



GEOMETRY Bi-Aspheric/Atoric back surface

SURFACING Dual surface Free Form

COATINGS

UV Control

BlueControl

Hi-Vision LongLife

Hi-Vision SUN Pro (when ordered with a tint)

Super Hi-Vision

TINTS

Spectrum Solid

Spectrum Gradient

OTHER SERVICES

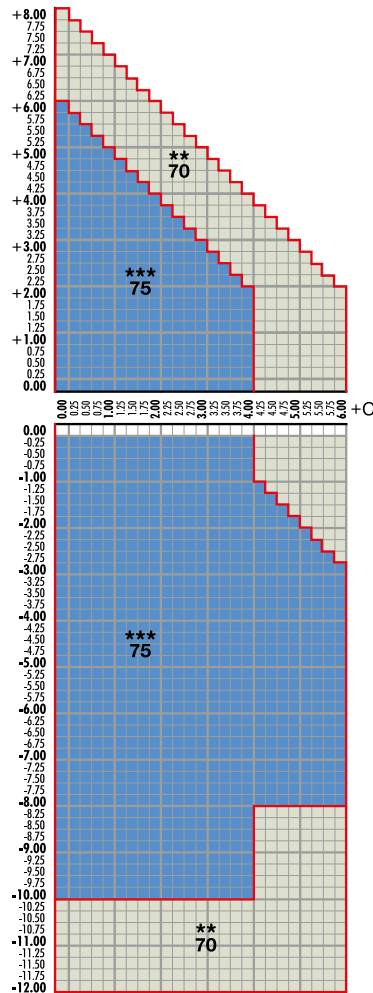
Remote Edging (all frame types)

Cut and Drill (rimless)

Glazing (all frame types)

METS (as standard) - FREE

Prism Available up to 5.00 diopters - Higher prism may be available, please contact Customer Services for confirmation.



The optional maximum diameter for METS orders:

- * dia 70
- ** dia 75
- *** dia 80

Fitting Instructions:

Measure monocular C.D.'s /P.D.'s and eye point heights.
40% addition at fitting cross (400 version)

For Workstyle 200 there will be an auto calculation to increase the distance prescription by +0.50D and reduce add value by -0.50D

Please note the minimum add is still +0.75D

- version 400: 0.75-3.50

- version 200: 1.25-3.50

Useful Information:

Compensated powers when checking.
Due to the advanced optics we recommend using a small aperture focimeter lens rest.

Please supply frame shape with order.

For full Service Time Calendar see page 13.



GEOMETRY Bi-aspheric/Atoric back surface

SURFACING Dual surface Free Form

COATINGS

UV Control

BlueControl

Hi-Vision LongLife

Hi-Vision SUN Pro (when ordered with a tint)

Super Hi-Vision

Hi-Vision Aqua

Hi-Vision Aqua Concave

TINTS

Spectrum Solid

Spectrum Gradient

Special Sphere

OTHER SERVICES

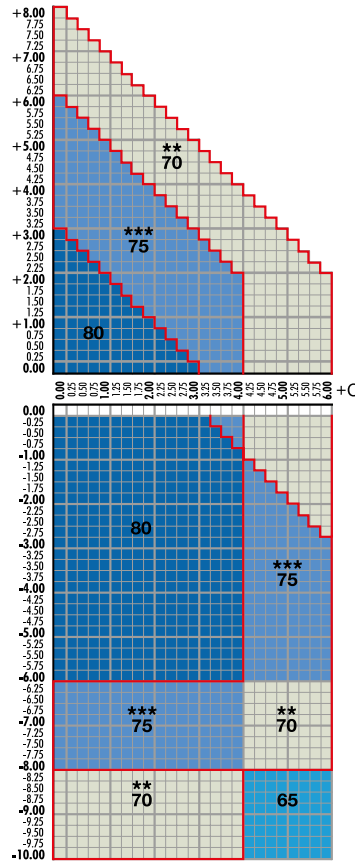
Remote Edging (all frame types)

Cut and Drill (rimless)

Glazing (all frame types)

METS (as standard) - FREE

Prism Available up to 5.00 diopters - Higher prism may be available, please contact Customer Services for confirmation.



The optional maximum diameter for METS orders:

- * dia 70
- ** dia 75
- *** dia 80

Fitting Instructions:

Measure monocular C.D.'s /P.D.'s and eye point heights.
 40% addition at fitting cross (400 version)

For Workstyle 200 there will be an auto calculation to increase the distance prescription by +0.50D and reduce add value by -0.50D

Please note the minimum add is still +0.75D

- **version 400: 0.75-3.50**

- **version 200: 1.25-3.50**

Useful Information:

Compensated powers when checking.

Due to the advanced optics we recommend using a small aperture focimeter lens rest.

Please supply frame shape with order.

For full Service Time Calendar see page 13.



GEOMETRY ▶ Bi-Aspheric/Atoric back surface

SURFACING ▶ Dual surface Free Form

COATINGS

UV Control

BlueControl

Hi-Vision LongLife

Hi-Vision SUN Pro (when ordered with a tint)

Super Hi-Vision

Hi-Vision Aqua

Hi-Vision Aqua Concave

Hard

TINTS

Spectrum Solid

Spectrum Gradient

Special Sphere

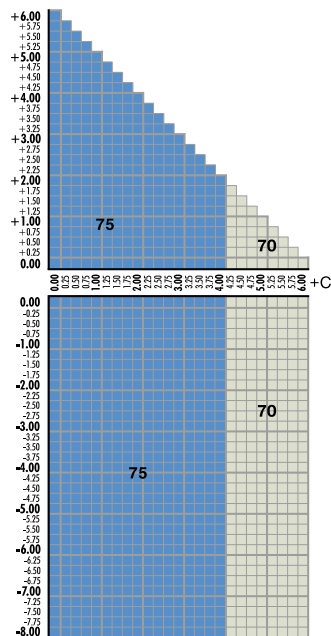
OTHER SERVICES

Remote Edging (full rim & supra)

Glazing (full rim & supra)

METS (as standard) - FREE

Prism Available up to 3.00 diopters - Higher prism may be available, please contact Customer Services for confirmation.



The optional maximum diameter for METS orders are the same as for uncut orders

Fitting Instructions:

Measure monocular C.D.'s /P.D.'s and eye point heights.
40% addition at fitting cross (400 version)

For Workstyle 200 there will be an auto calculation to increase the distance prescription by +0.50D and reduce add value by -0.50D

Please note the minimum add is still +0.75D

- version 400: 0.75-3.50

- version 200: 1.25-3.50

Useful Information:

Compensated powers when checking.
Due to the advanced optics we recommend using a small aperture focimeter lens rest.

Please supply frame shape with order.

For full Service Time Calendar see page 13.



GEOMETRY Bi-aspheric/Atoric back surface

SURFACING Dual surface Free Form

COATINGS

UV Control

BlueControl

Hi-Vision LongLife

Hi-Vision SUN Pro (when ordered with a tint)

Super Hi-Vision

Hi-Vision Aqua

Hi-Vision Aqua Concave

Hard

TINTS

Spectrum Solid

Spectrum Gradient

Special Sphere

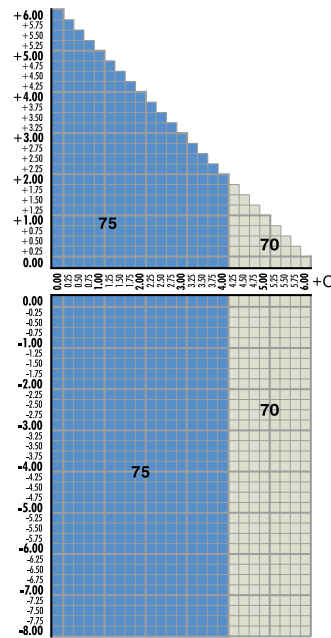
OTHER SERVICES

Remote Edging (full rim and supra)

Glazing (full rim and supra)

METS (as standard) - FREE

Prism Available up to 3.00 diopters - Higher prism may be available, please contact Customer Services for confirmation.



The optional maximum diameter for METS orders are the same as for uncut orders

Fitting Instructions:

Measure monocular C.D.'s /P.D.'s and eye point heights.
 40% addition at fitting cross (400 version)

For Workstyle 200 there will be an auto calculation to increase the distance prescription by +0.50D and reduce add value by -0.50D

Please note the minimum add is still +0.75D

- **version 400: 0.75-3.50**

- **version 200: 1.25-3.50**

Useful Information:

Compensated powers when checking.
 Due to the advanced optics we recommend using a small aperture focimeter lens rest.

Please supply frame shape with order.

For full Service Time Calendar see page 13.





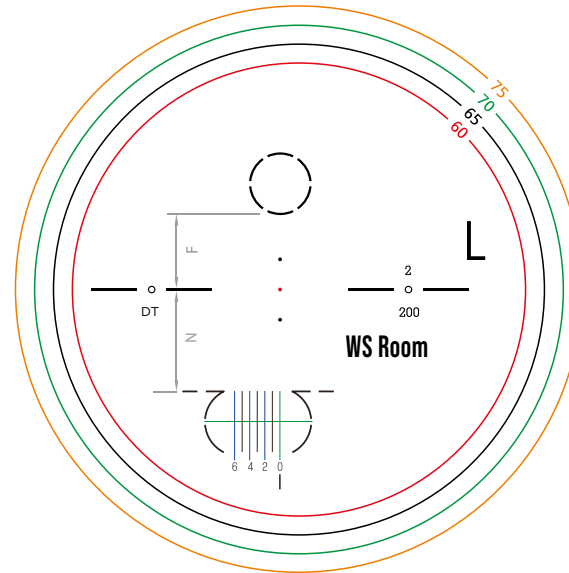
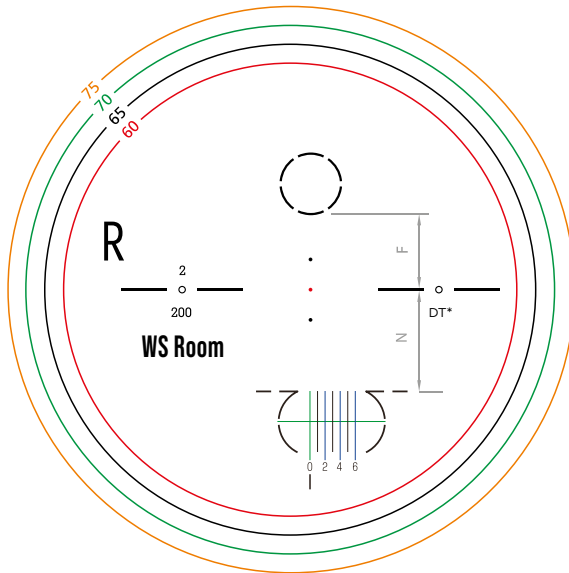
Availability

- P125** WorkSmart Room 1.74
- P126** WorkSmart Room 1.67
- P127** WorkSmart Room 1.60
- P128** WorkSmart Room 1.53
- P129** WorkSmart Room 1.50



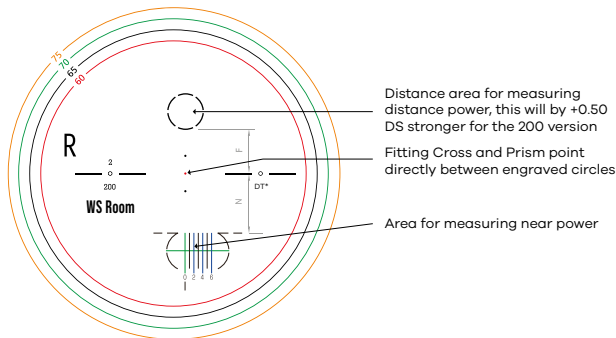
Features

- WorkSmart Room is HOYA's entry level occupational progressive addition lens.
- Available in WorkSmart Room 200 and 400, WorkSmart Room is the ideal indoor solution for presbyopes who wish to combine a wide and comfortable view of their immediate surroundings with a real depth of vision without extra head movements.
- The WorkSmart Room 400 has a minimum fitting height of 18 mm and a frame depth of 32 mm with a functional distance portion at the very top of the lens.



	400 version	
2	200 version	
Corridor	F	N
	23.5 mm	10 13.5

DT7:	WorkSmart Room 1.74
DT5:	WorkSmart Room 1.67
DT3:	WorkSmart Room 1.60
DTX:	WorkSmart Room 1.53
DT1:	WorkSmart Room 1.50



WORKSMART ROOM FITTING PROCEDURE

WorkSmart 200/400

Place the fitting cross in front of the pupil centre.

Marking the pupil centre should be done whilst the patient is looking straight ahead.

Ordering WorkSmart Room 200:

- There will be an automatic calculation to increase the distance prescription by +0.50D and reduce addition value by -0.50D

Ordering WorkSmart Room 400:

- Include the distance power and the addition

N.B. By moving fitting cross up, the patient will experience an effective increase in power when looking straight ahead.

GEOMETRY Aspheric/Atoric back surface

SURFACING Back surface Free Form

COATINGS

UV Control

BlueControl

Hi-Vision LongLife

Hi-Vision SUN PRO (when ordered with a tint)

TINTS

Spectrum Solid

Spectrum Gradient

OTHER SERVICES

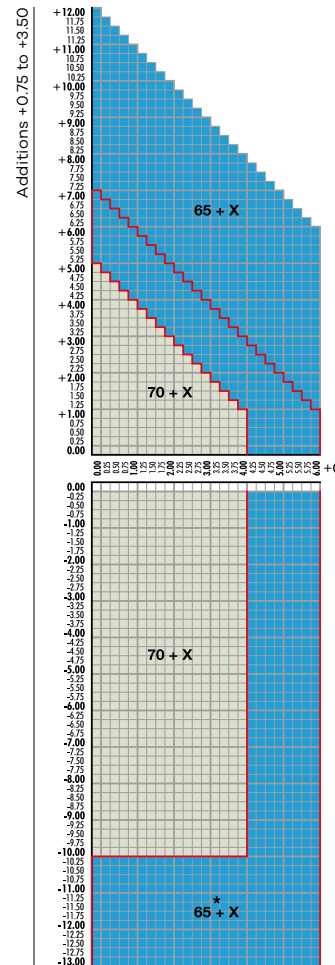
Remote Edging (all frame types)

Cut and Drill (rimless)

Glazing (all frame types)

METS (Minimum Edge Thickness System)

Prism Available up to 3.00 diopters - Higher prism may be available, please contact Customer Services for confirmation.



X ... Extended amount of effective diameter
 X range : 0 -20mm
 Decentration range: 0 - 10 mm (default: 2.5mm)
 The optional maximum diameter for METS orders:
 * dia 70+x
 ** dia 75+x
 *** dia 80+x

Useful Information:

40% addition at fitting cross (400 version)

For WorkSmart Room 200 there will be an auto calculation to increase the distance prescription by +0.50D and reduce add value by -0.50D

Please note the minimum add is still +0.75D

version 400: 0.75-3.50

version 200: 1.25-3.50

For full Service Time Calendar see page 13.

Fitting Instructions:

Order using distance power and addition, monocular CD's/PD's and eye point heights



GEOMETRY Aspheric/Atoric back surface

SURFACING Back surface Free Form

COATINGS

UV Control

BlueControl

Hi-Vision LongLife

Hi-Vision SUN PRO (when ordered with a tint)

Super Hi-Vision

TINTS

Spectrum Solid

Spectrum Gradient

OTHER SERVICES

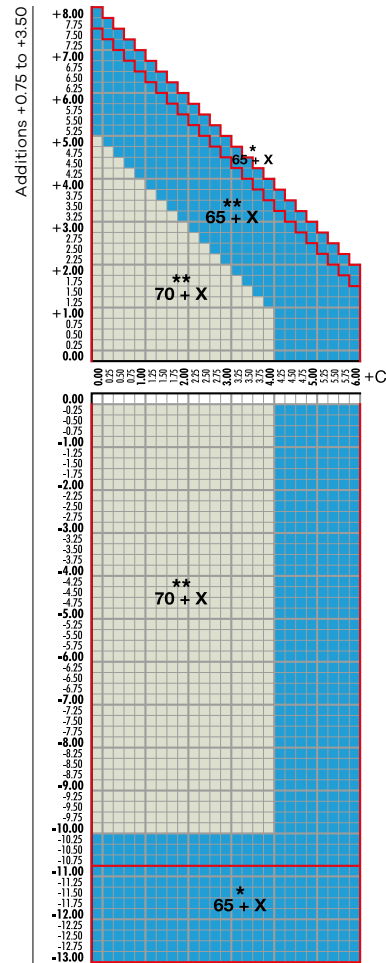
Remote Edging (all frame types)

Cut and Drill (rimless)

Glazing (all frame types)

METS (Minimum Edge Thickness System)

Prism Available up to 5.00 diopters - Higher prism may be available, please contact Customer Services for confirmation.



X ... Extended amount of effective diameter
 X range : 0 -20mm
 Decentration range: 0 - 10 mm (default: 2.5mm)
 The optional maximum diameter for METS orders:
 * dia 70+x
 ** dia 75+x
 *** dia 80+x

Useful Information:

40% addition at fitting cross (400 version)

For WorkSmart Room 200 there will be an auto calculation to increase the distance prescription by +0.50D and reduce add value by -0.50D

Please note the minimum add is still +0.75D

version 400: 0.75-3.50

version 200: 1.25-3.50

For full Service Time Calendar see page 13.

Fitting Instructions:

Order using distance power and addition, monocular C.D.'s /P.D.'s and eye point heights.



GEOMETRY Aspheric/Atoric back surface

SURFACING Back surface Free Form

COATINGS

UV Control

BlueControl

Hi-Vision LongLife

Hi-Vision SUN PRO (when ordered with a tint)

Super Hi-Vision

Hi-Vision Aqua

Hi-Vision Aqua Concave

TINTS

Spectrum Solid

Spectrum Gradient

Special Sphere

OTHER SERVICES

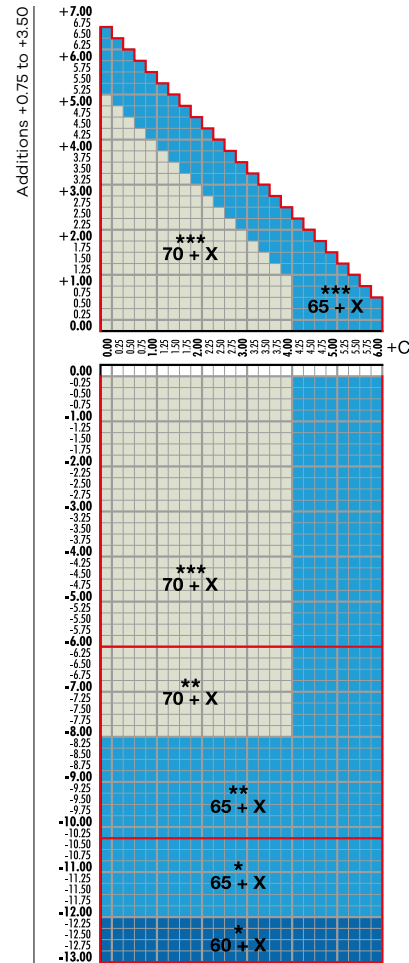
Remote Edging (all frame types)

Cut and Drill (rimless)

Fully Glazed (all frame types)

METS (Minimum Edge Thickness System)

Prism Available up to 5.00 diopters - Higher prism may be available, please contact Customer Services for confirmation.



X ... Extended amount of effective diameter

X range : 0 -20mm

Decentration range: 0 - 10 mm (default: 2.5mm)

The optional maximum diameter for METS orders:

* dia 70+x

** dia 75+x

*** dia 80+x

Useful Information:

40% addition at fitting cross (400 version)

For WorkSmart Room 200 there will be an auto calculation to increase the distance prescription by +0.50D and reduce add value by -0.50D

Please note the minimum add is still +0.75D

version 400: 0.75-3.50

version 200: 1.25-3.50

For full Service Time Calendar see page 13.

Fitting Instructions:

Order using distance power and addition, monocular C.D.'s /P.D.'s and eye point heights.



GEOMETRY Aspheric/Atoric back surface

SURFACING Back surface Free Form

COATINGS

UV Control

BlueControl

Hi-Vision LongLife

Hi-Vision SUN PRO (when ordered with a tint)

Super Hi-Vision

Hi-Vision Aqua

Hi-Vision Aqua Concave

Hard

TINTS

Spectrum Solid

Spectrum Gradient

Special Sphere

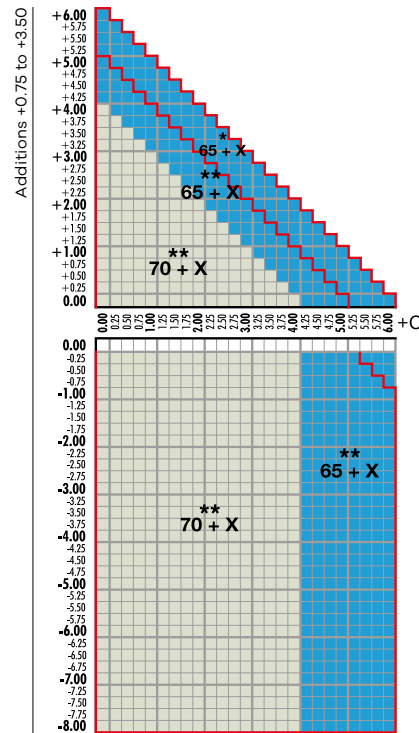
OTHER SERVICES

Remote Edging (full rim & supra)

Glazing (full rim & supra)

METS (Minimum Edge Thickness System)

Prism Available up to 3.00 diopters - Higher prism may be available, please contact Customer Services for confirmation.



X ... Extended amount of effective diameter
X range : 0 -20mm
Decentration range: 0 - 10 mm (default: 2.5mm)
The optional maximum diameter for METS orders:
* dia 70+x
** dia 75+x
*** dia 80+x

Useful Information:

40% addition at fitting cross (400 version)

For WorkSmart Room 200 there will be an auto calculation to increase the distance prescription by +0.50D and reduce add value by -0.50D

Please note the minimum add is still +0.75D

version 400: 0.75-3.50

version 200: 1.25-3.50

For full Service Time Calendar see page 13.

Fitting Instructions:

Order using distance power and addition, monocular C.D.'s /P.D.'s and eye point heights.



GEOMETRY Aspheric/Atoric back surface

SURFACING Back surface Free Form

COATINGS

UV Control

BlueControl

Hi-Vision LongLife

Hi-Vision SUN PRO (when ordered with a tint)

Super Hi-Vision

Hi-Vision Aqua

Hi-Vision Aqua Concave

Hard

TINTS

Spectrum Solid

Spectrum Gradient

Special Sphere

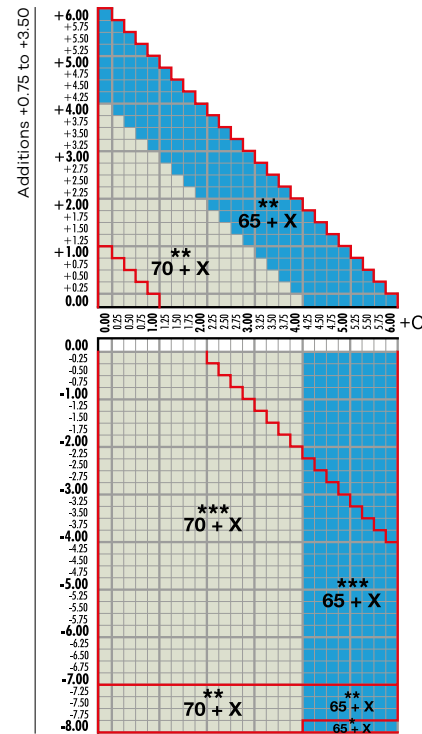
OTHER SERVICES

Remote Edging (full rim & supra)

Glazing (full rim & supra)

METS (Minimum Edge Thickness System)

Prism Available up to 3.00 diopters - Higher prism may be available, please contact Customer Services for confirmation.



X ... Extended amount of effective diameter

X range : 0 -20mm

Decentration range: 0 - 10 mm (default: 2.5mm)

The optional maximum diameter for METS orders:

* dia 70+x

** dia 75+x

*** dia 80+x

Fitting Instructions:

Order using distance power and addition, monocular C.D.'s /P.D.'s and eye point heights.

Useful Information:

40% addition at fitting cross (400 version)

For WorkSmart Room 200 there will be an auto calculation to increase the distance prescription by +0.50D and reduce add value by -0.50D

Please note the minimum add is still +0.75D

version 400: 0.75-3.50

version 200: 1.25-3.50

For full Service Time Calendar see page 13.





SUPEREADER

Availability

- P133** SUPEREADER 1.67
- P134** SUPEREADER 1.60
- P135** SUPEREADER 1.50

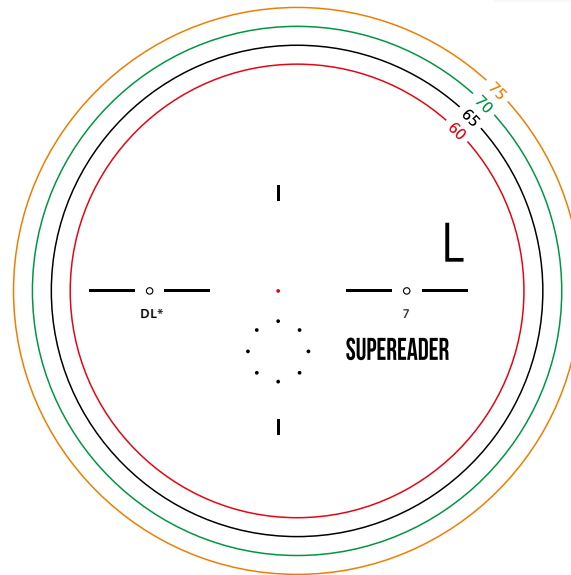
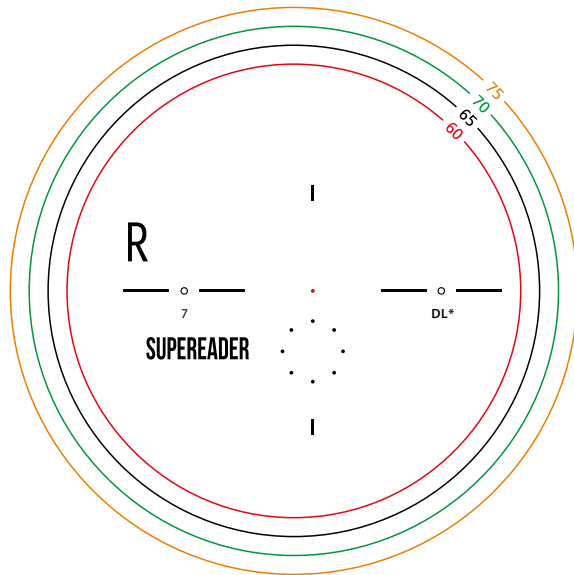
SUPERREADER

Features

- SUPERREADER is HOYA's enhanced reading lens that provides increased depth of vision and guarantees the most relaxed reading experience
- Improved depth and width correction compared to traditional reading lenses
- Suitable for visual tasks up to approximately 400cm
- Asymmetric enhanced reading lens available in two designs A with a -0.75D depression and B with a -1.50D depression.
- Not suitable for driving

SupereReader A	Near Vision Addition	Maximum Range at full degression	Near visual point
	1.00D	4.00m	1.00m
	1.25D	2.00m	0.80m
	1.50D	1.33m	0.66m

SupereReader B	Near Vision Addition	Maximum Range at full degression	Near visual point
	1.75D	4.00m	0.57m
	2.00D	2.00m	0.50m
	2.25D	1.33m	0.44m
	2.50D	1.00m	0.40m



7 = SUPERREADER A
15 = SUPERREADER B

DL5:	SUPERREADER 1.67
DL3:	SUPERREADER 1.60
DL1:	SUPERREADER 1.50

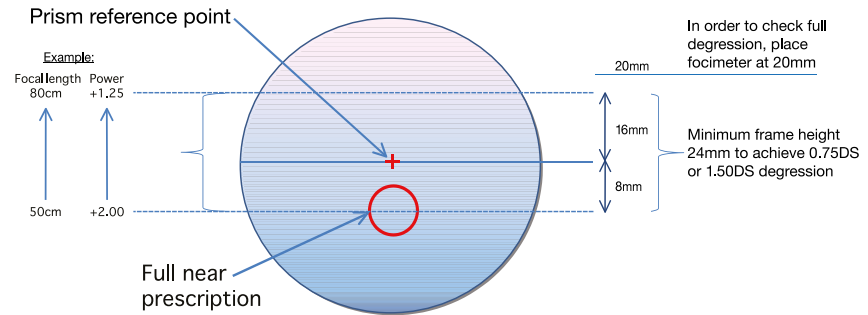
SUPERREADER FITTING PROCEDURE

FOR SUPERREADER A

- To achieve full degression of 0.75 DS a minimum frame depth of 24mm required
- Enhanced reading lens with 0.75 degression, suitable where addition power is 1.50 or less and where wide fields of view are required
- Asymmetrical aspheric design supports binocular vision

FOR SUPERREADER B

- To achieve full degression of 1.50 DS a minimum frame depth of 24mm required
- Enhanced reading lens with 1.50D degression, most suitable where addition power is from 1.75 to 2.50 where wide fields of view are required
- Asymmetrical aspheric design supports binocular vision



ORDERING INSTRUCTIONS

- The near prescription
- Supply monocular near C.D.'s/P.D.'s
- Fit on HCL where prism reference point is in line with engraved marking or 4mm below pupil centre.

GEOMETRY Aspheric/Atoric back surface

SURFACING Back surface Free Form

COATINGS

UV Control

BlueControl

Hi-Vision LongLife

Hi Vision Sun Pro (when ordered with a tint)

Super Hi-Vision

TINTS

Spectrum Solid

Spectrum Gradient

Special Sphere

OTHER SERVICES

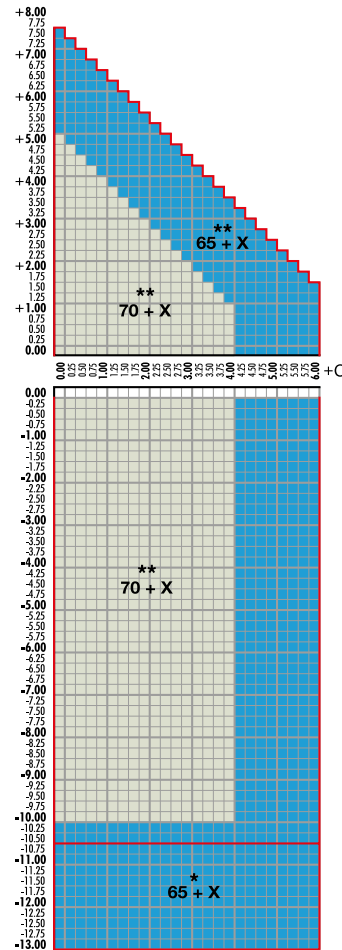
Remote Edging (all frame types)

Cut and Drill (rimless)

Fully Glazed (all frame types)

METS (Minimum Edge Thickness System)

Prism Available up to 5.00 diopters - Higher prism may be available, please contact Customer Services for confirmation.



X ... Extended amount of effective diameter
X range : 0 -20mm

Decentration range: 0 - 10 mm (default: 2.5mm)

The optimum maximum diameter for METS orders:

* dia 70+X

** dia 75+X

Useful Information:

Enhanced reading lens - SUPEREADER A with a 0.75D depression or SUPEREADER B with a 1.50D depression. SUPEREADER A is suitable where the addition power is 1.50 or less and where wide fields of view are required. SUPEREADER B is suitable where the addition power is 1.75 or above.

NOTE - for SUPEREADER A- 4mm above the engraved markings a depression of 0.25 is achieved and for SUPEREADER B it will be 0.50D
For full Service Time Calendar see page 13.

Fitting Instructions:

Order using reading power with near monocular CD's/PD's. Minimum 12mm from bottom to pupil centre. To achieve full depression of 0.75D a minimum frame depth of 24mm is required.



SUPEREADER

INDEX: 1.60

GEOMETRY ➤ Aspheric/Atoric back surface

SURFACING ➤ Back surface Free Form

COATINGS

UV Control

Blue Control

Hi-Vision LongLife

Hi-Vision SUN PRO (when ordered with a tint)

Super Hi-Vision

Hi-Vision Aqua

Hi-Vision Aqua Concave

TINTS

Spectrum Solid

Spectrum Gradient

Special Sphere

OTHER SERVICES

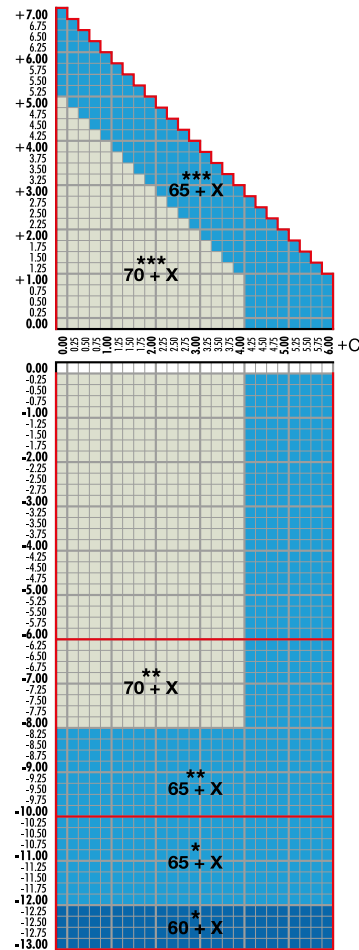
Remote Edging (all frame types)

Cut and Drill (rimless)

Glazing (all frame types)

METS (Minimum Edge Thickness System)

Prism Available up to 5.00 diopters - Higher prism may be available, please contact Customer Services for confirmation.



This needs to be the following information
 X ... Extended amount of effective diameter
 X range : 0 -20mm
 Decentration range: 0 - 10 mm (default: 2.5mm)
 The optimum maximum diameter for METS orders:
 * dia 70+X
 ** dia 75+X
 *** dia 80+X

Useful Information:

Enhanced reading lens - SUPEREADER A with a 0.75D depression or SUPEREADER B with a 1.50D depression. SUPEREADER A is suitable where the addition power is 1.50 or less and where wide fields of view are required. SUPEREADER B is suitable where the addition power is 1.75 or above.

NOTE - for SUPEREADER A- 4mm above the engraved markings a depression of 0.25 is achieved and for SUPEREADER B it will be 0.50D
 For full Service Time Calendar see page 13.

Fitting Instructions:

Order using reading power with near monocular CD's/PD's. Minimum 12mm from bottom to pupil centre. To achieve full degression of 0.75D a minimum frame depth of 24mm is required.



GEOMETRY Aspheric/Atoric back surface

SURFACING Back surface Free Form

COATINGS

- UV Control
- BlueControl
- Hi-Vision LongLife
- Hi-Vision SUN PRO (when ordered with a tint)
- Super Hi-Vision
- Hi-Vision Aqua
- Hi-Vision Aqua Concave
- Hard

TINTS

- Spectrum Solid
- Spectrum Gradient
- Special Sphere

OTHER SERVICES

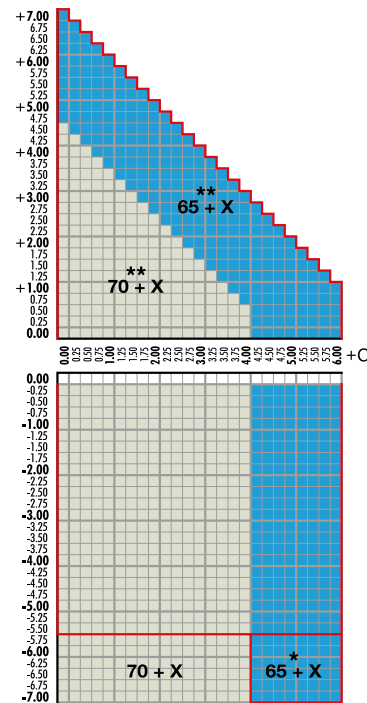
- Remote Edging (full rim and supra)
- Glazing (full rim and supra)
- METS (Minimum Edge Thickness System)
- Prism Available up to 3.00 diopters - Higher prism may be available, please contact Customer Services for confirmation.

Note: 1.50 index lenses are not recommended for supra and rimless glazing.

Fitting Instructions:

Order reading prescription with near vision monocular C.D.'s /P.D.'s.

Minimum 12mm from bottom rim to pupil centre. To achieve full degression of 0.75DS a minimum frame depth of 24mm is required.




This needs to be the following information
 X ... Extended amount of effective diameter
 X range : 0 -20mm
 Decentration range: 0 - 10 mm (default: 2.5mm)
 The optimum maximum diameter for METS orders:
 * dia 70+X
 ** dia 75+X

Useful Information:

Enhanced reading lens - SUPEREADER A with a 0.75D degression or SUPEREADER B with a 1.50D degression. SUPEREADER A is suitable where the addition power is 1.50 or less and where wide fields of view are required. SUPEREADER B is suitable where the addition power is 1.75 or above.

NOTE - for SUPEREADER A- 4mm above the engraved markings a degression of 0.25 is achieved and for SUPEREADER B it will be 0.50D
 For full Service Time Calendar see page 13.





Single Vision

HOYA
FOR THE VISIONARIES

Single Vision

CONTENTS

Single Vision

Specialist



MiYOSMART

139-142

Advanced



Nulux TrueForm

165-172

Individual



Nulux Identity V+

143-152

Standard



Hilux TrueForm

173-184

Premium



Sync III

153-164

Basic



Nulux

185-191

Hilux

192-202



Specialist



Availability

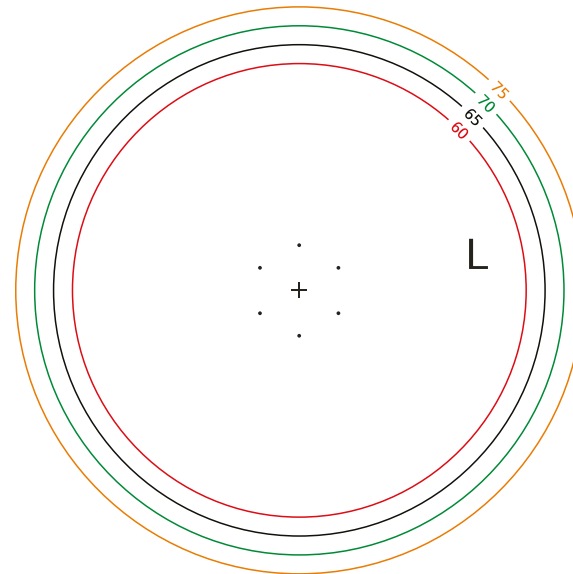
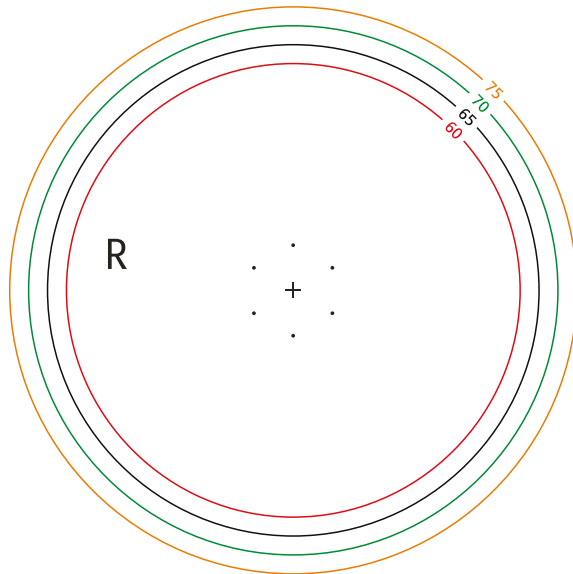
P141 MIYOSMART 1.59





Features

- Cutting edge D.I.M.S technology to help manage the development of myopia
 - Clinically proven to be an effective solution to slow down myopic progression and are a non-invasive option for children
-



GEOMETRY D.I.M.S Technology

SURFACING Conventional

COATINGS

MiYOSMART Coating (as standard)

PHOTOCHROMIC

(Available from 24th April 2023)

MiYOSMART Chameleon (Grey)

POLARISED

(Available from June 2023)

MiYOSMART Sunbird (Grey)

OTHER SERVICES

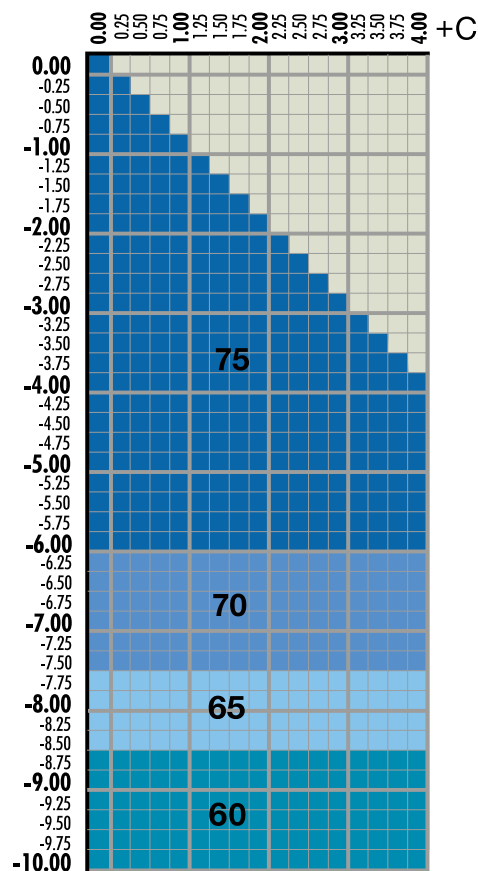
Remote Edging (all frame types)

Fully Glazed (all frame types)

Prism Available up to 3.00 diopters

Note: MiYOSMART is only available to practices once the accreditation process has been successfully completed. If you are not yet accredited please contact your Business Development Manager who can advise on the accreditation process.

MiYOSMART Chameleon & Sunbird lenses are not recommended for supra, inline and rimless glazing.


Fitting Instructions:

Optical Centre (OC) – in the pupil center

Respect the difference (if any) in monocular PD and OC

Optimal wearing parameters:

- FFFA = 0 - 5°
- Pantoscopic Angle = Close to 0°
- Vertex = ≤ 10 mm

Useful Information:

When ordering glazed/edged MiYOSMART spectacle lenses the lens edges will be automatically polished.



Individual

NULUX

IDENTITY V+

Availability

P146 Nulux iDentity V+ 1.74

P147 Nulux iDentity V+ 1.67

P148 Nulux iDentity V+ 1.67 Polarised

P149 Nulux iDentity V+ 1.60

P150 Nulux iDentity V+ 1.60 Polarised

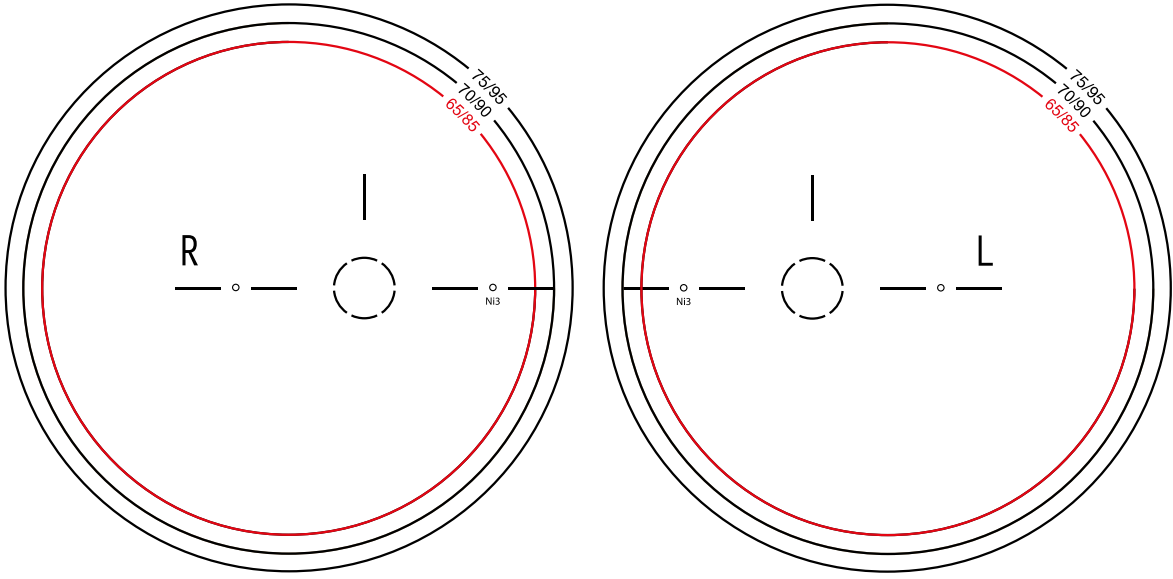
P151 Nulux iDentity V+ 1.50

P152 Nulux iDentity V+ 1.50 Polarised



Features

- High-tech single vision lens offering the highest level of accuracy for each patient
- A tailored solution thanks to the consideration of personal wearing conditions
- Matches the visual needs of your modern 'digital' patients



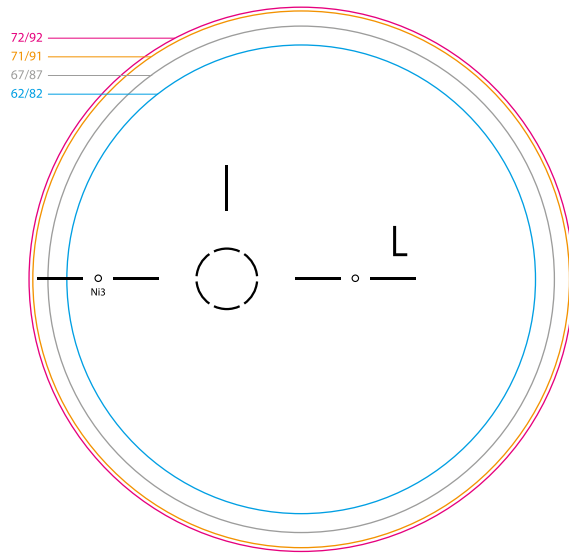
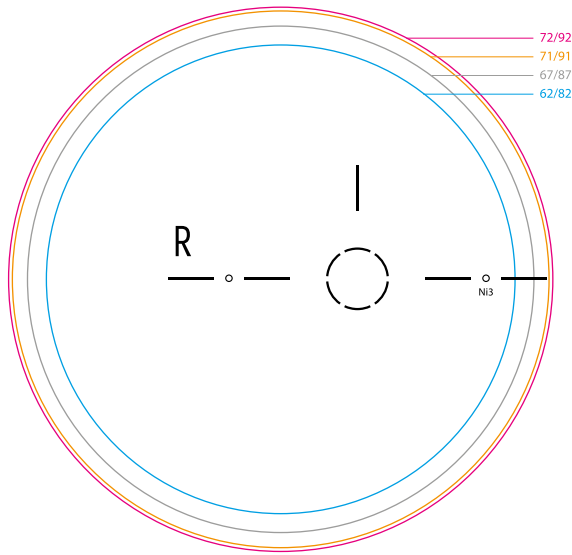
Ni 7 : 1.74
Ni 5 : 1.67
Ni 3 : 1.60
Ni 1 : 1.50

Compensated powers when checking.



Features

- A Polarised efficiency of over 98%
- Eliminates glare and unpleasant reflections
- Neutralises the excessive brightness of sunlight
- 100% UV-A and UV-B protection
- Three fashionable colours to choose from (grey, brown and grey-green)
- Contrast-rich vision



1.67	N15
1.60	N13
1.50	N11

INDEX: 1.74

NULUX

IDENTITY V+

HOYA

EYEGENIUS

GEOMETRY

Spheric/Atoric back surface

SURFACING

Back surface Free Form

COATINGS

UV Control

BlueControl

Hi-Vision LongLife

Hi-Vision SUN Pro (when ordered with a tint)

TINTS

Spectrum Solid

Spectrum Gradient

OTHER SERVICES

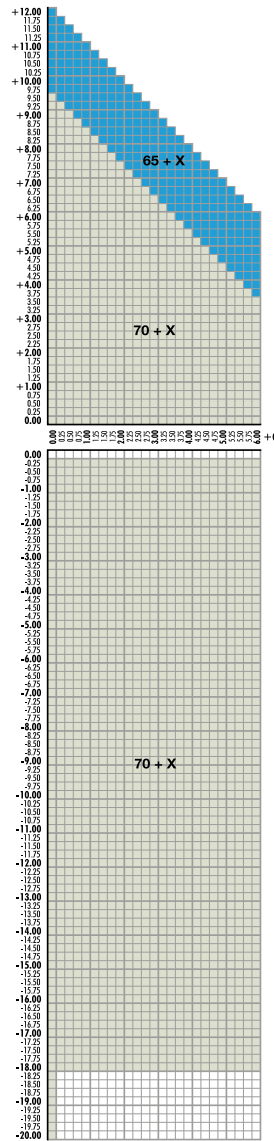
Remote Edging (all frame types)

Cut and Drill (rimless)

Fully Glazed (all frame types)

METS (Minimum Edge Thickness System - as standard) - FREE

Prism Available up to 4.00 diopters - Higher prism may be available, please contact Customer Services for confirmation.



Surfaced Range:
Minimum diameter: 52mm
Maximum diameter shown

X = Available 0-20mm
Auto decentration

Fitting Instructions:

For optimum visual performance please supply, monocular C.D.'s/P.D.'s and the eye point heights without compensation for pantoscopic tilt; the vertex distance, pantoscopic angle, and face form angle.

Useful Information:

Compensated powers when checking.
Due to the advanced optics we recommend using a small aperture focimeter lens rest.
For EyeGenius availability, please contact Customer Services.
For full Service Time Calendar see page 13.



HOYA
EYEGENIUS

SENSITY
2

NULUX
IDENTITY V+

INDEX: 1.67

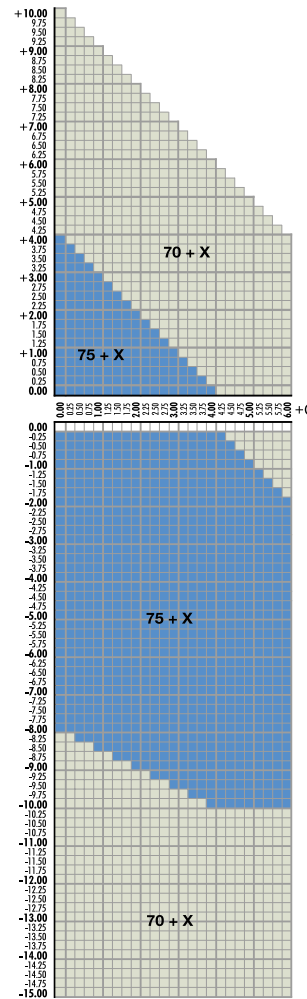
GEOMETRY	Spheric/Atoric back surface
SURFACING	Back surface Free Form

COATINGS	
UV Control	
BlueControl	
Hi-Vision LongLife	
Hi-Vision SUN Pro (when ordered with a tint)	
Super Hi-Vision	

TINTS	
Spectrum Solid	
Spectrum Gradient	
Special Sphere	

PHOTOCHROMIC	
Sensity	
Sensity Fast	
Sensity Dark	

OTHER SERVICES	
Remote Edging (all frame types)	
Cut and Drill (rimless)	
Fully Glazed (all frame types)	
METS (Minimum Edge Thickness System - as standard) - FREE	
Prism Available up to 4.00 diopters - Higher prism may be available, please contact Customer Services for confirmation.	



Surfaced Range:
Minimum diameter: 52mm
Maximum diameter shown

X = Available 0-20mm
Auto decentration

Fitting Instructions:

For optimum visual performance please supply, monocular C.D.'s/P.D.'s and the eye point heights without compensation for pantoscopic tilt; the vertex distance, pantoscopic angle, and face form angle.

Useful Information:

Compensated powers when checking.
Due to the advanced optics we recommend using a small aperture focimeter lens rest. For EyeGenius availability, please contact Customer Services.

Sensity Fast available in Brown and Grey.
For full Service Time Calendar see page 13.

INDEX: 1.67

NULUX

IDENTITY V+

HOYA

POLARISED

GEOMETRY

Spherical front surface

SURFACING

Back surface Free Form

COATINGS

UV Control


Hi-Vision LongLife

Hi-Vision SUN Pro

Super Hi-Vision

Mirror/Light Mirror

TINTS



Dark Brown

78% Absorption



Grey /Green

85% Absorption



Smoke Grey

83% Absorption

Please note the above colours shown are for indication purposes only, they do not represent an exact match to the final lens colour.

OTHER SERVICES

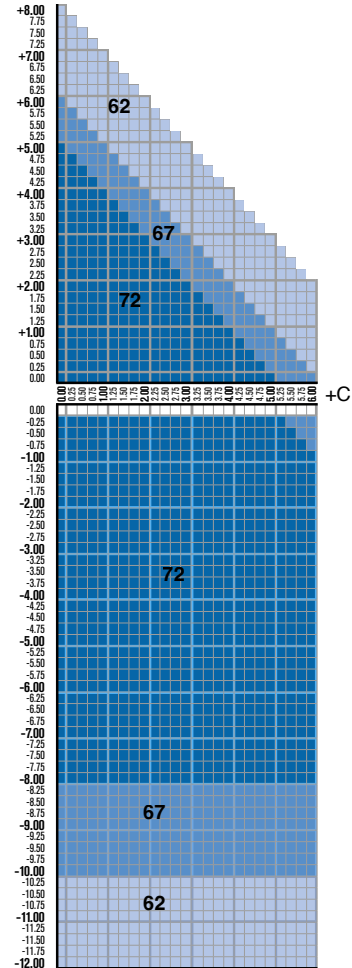
Remote Edging (full rim and rimless)

Cut and Drill (rimless)

Glazing (full rim and rimless)

METS (Minimum Edge Thickness System)

Prism available up to 3.00 prism dioptres - Higher prism may be available, please contact Customer Services for confirmation.



Fitting Instructions:

For optimum visual performance please supply monocular C.D.'s/P.D.'s and the eye point heights, without compensation for pantoscopic tilt, the vertex distance, pantoscopic angle and face form angle.

Useful Information:

Due to the advanced optics, we recommend using a small aperture focimeter lens rest.

For full Service Time Calendar see page 13.



SENSITY

2

HOYA

EYEGENIUS

NULUX

IDENTITY V+

INDEX: 1.60

GEOMETRY Spheric/Atoric back surface

SURFACING Back surface Free Form

COATINGS

UV Control

BlueControl

Hi-Vision LongLife

Hi-Vision SUN Pro (when ordered with a tint)

Super Hi-Vision

Hi-Vision Aqua

Hi-Vision Aqua Concave

Mirror/Light Mirror

TINTS

Spectrum Solid

Spectrum Gradient

Special Sphere

PHOTOCHROMIC

Sensity

Sensity Fast

Sensity Dark

Sensity Shine

OTHER SERVICES

Remote Edging (all frame types)

Cut and Drill (rimless)

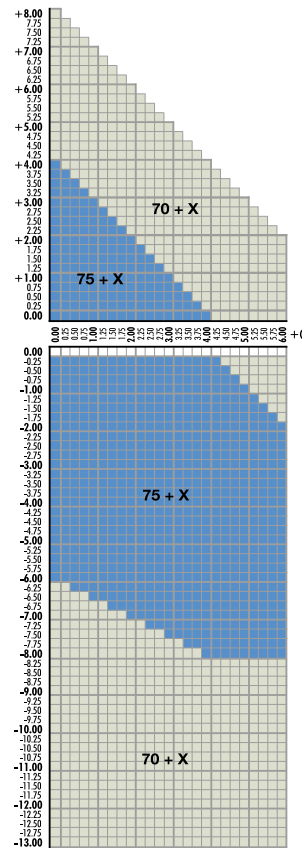
Fully Glazed (all frame types)

METS (Minimum Edge Thickness System - as standard) - FREE

Prism Available up to 4.00 diopters - Higher prism may be available, please contact Customer Services for confirmation.

Fitting Instructions:

For optimum visual performance please supply, monocular C.D.'s/P.D.'s and the eye point heights without compensation for pantoscopic tilt; the vertex distance, pantoscopic angle, and face form angle.



Surfaced Range:
Minimum diameter: 52mm
Maximum diameter shown

Useful Information:

Compensated powers when checking.

Due to the advanced optics we recommend using a small aperture focimeter lens rest. For EyeGenius availability, please contact Customer Services.

Sensity Fast available in Brown and Grey.

For full Service Time Calendar see page 13.

INDEX: 1.60

NULUX

IDENTITY V+

HOYA

POLARISED

GEOMETRY

Spherical front surface

SURFACING

Back surface Free Form

COATINGS

UV Control

Hi-Vision LongLife

Hi-Vision SUN Pro


Super Hi-Vision

Hi-Vision Aqua Concave

Hard

Mirror/Light Mirror

TINTS



Dark Brown

78% Absorption



Grey / Green

85% Absorption



Smoke Grey

83% Absorption

Please note the above colours shown are for indication purposes only, they do not represent an exact match to the final lens colour.

OTHER SERVICES

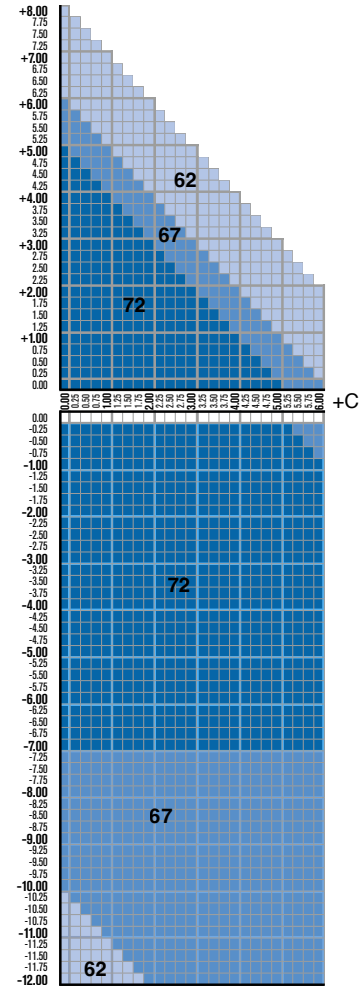
Remote Edging (full rim and rimless)

Cut and Drill (rimless)

Glazing (full rim and rimless)

METS (Minimum Edge Thickness System - as standard) - FREE

Prism available up to 3.00 prism dioptres - Higher prism may be available, please contact Customer Services for confirmation.



Fitting Instructions:

For optimum visual performance please supply monocular C.D.'s/P.D.'s and the eye point heights, without compensation for pantoscopic tilt, the vertex distance, pantoscopic angle and face form angle.

Useful Information:

Due to the advanced optics, we recommend using a small aperture focimeter lens rest.

For full Service Time Calendar see page 13.



SENSITY

2

HOYA

EYEGENIUS

NULUX

IDENTITY V+

INDEX: 1.50

GEOMETRY Spheric/Atoric back surface

SURFACING Back surface Free Form

COATINGS

UV Control
BlueControl
Hi-Vision LongLife
Hi-Vision SUN Pro (when ordered with a tint)
Super Hi-Vision
Hi-Vision Aqua
Hi-Vision Aqua Concave
Mirror/Light Mirror
Hard (as standard)
UV Block 385nm/UV Block 400nm

TINTS

Spectrum Solid
Spectrum Gradient
Special Sphere

PHOTOCHROMIC

Sensity
Sensity Fast
Sensity Dark
Sensity Shine

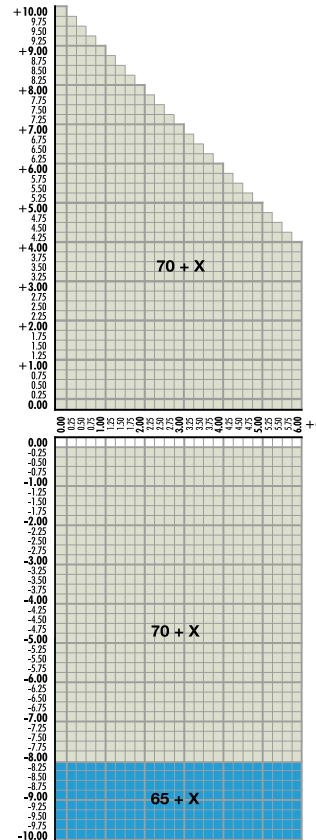
OTHER SERVICES

Remote Edging (full rim and supra)
Glazing (full rim and supra)
METS (Minimum Edge Thickness System - as standard) - FREE
Prism Available up to 4.00 diopters - Higher prism may be available, please contact Customer Services for confirmation.

Note: 1.50 index lenses are not recommended for supra and rimless glazing.

Fitting Instructions:

For optimum visual performance please supply, monocular C.D.'s/P.D.'s and the point heights without compensation for pantoscopic tilt; the vertex distance, pantoscopic angle, and face form angle.



Surfaced Range:
Minimum diameter: 52mm
Maximum diameter shown

X = Available 0-20mm
Auto decentration

Useful Information:

Compensated powers when checking.
Due to the advanced optics we recommend using a small aperture focimeter lens rest. For EyeGenius availability, please contact Customer Services.

Sensity Fast available in Brown and Grey.
For full Service Time Calendar see page 13.

INDEX: 1.50

NULUX

IDENTITY V+

HOYA

POLARISED

GEOMETRY

Spherical front surface

SURFACING

Back surface Free Form

COATINGS

UV Control

Hi-Vision LongLife

Hi-Vision SUN Pro

Super Hi-Vision

Hi-Vision Aqua Concave

Hard

Mirror/Light Mirror

TINTS



Dark Brown

78% Absorption



Grey /Green

85% Absorption



Smoke Grey

83% Absorption

Please note the above colours shown are for indication purposes only, they do not represent an exact match to the final lens colour.

OTHER SERVICES

Remote Edging (full rim)

Glazing (full rim)

METS (Minimum Edge Thickness System)

Prism available up to 3.00 prism dioptres - Higher prism may be available, please contact Customer Services for confirmation.

Note: 1.50 index lenses are not recommended for supra and rimless glazing.

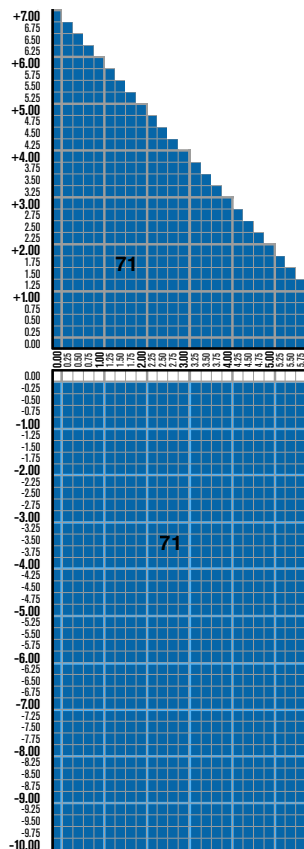
Fitting Instructions:

For optimum visual performance please supply monocular C.D.'s/P.D.'s and the eye point heights, without compensation for pantoscopic tilt, the vertex distance, pantoscopic angle and face form angle.

Useful Information:

Due to the advanced optics, we recommend using a small aperture focimeter lens rest.

For full Service Time Calendar see page 13.





Premium

SYNC

III



Availability

P156 Sync III 1.74

P157 Sync III 1.67

P158 Sync III 1.67 Polarised

P159 Sync III 1.60

P160 Sync III 1.60 Polarised

P161 Sync III 1.53

P162 Sync III 1.53 Polarised

P163 Sync III 1.50

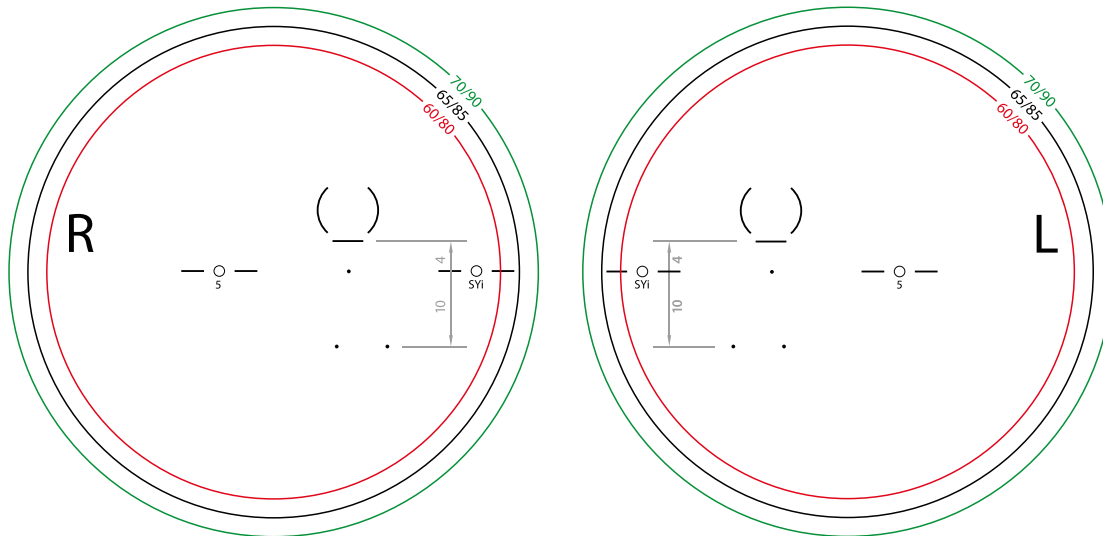
P164 Sync III 1.50 Polarised





Features

- A single vision lens solution to offer to the wide target audience of digital device users
- Proven satisfaction rate of 94.7% among wearers of HOYA accommodative support lenses
- A great opportunity to distinguish yourself in the over-commoditised single vision lens space
- SYNC IIIi available when individual parameters are provided (BDV, FFFA, Tilt and frame parameters)



14 mm

SYi = Sync
5, 9 or 13 = Power Boost

Materials	
SYi7	= 1.74
SYi5	= 1.67
SYi3	= 1.60
SYiX	= 1.53
SYi1	= 1.50

FITTING PROCEDURE:

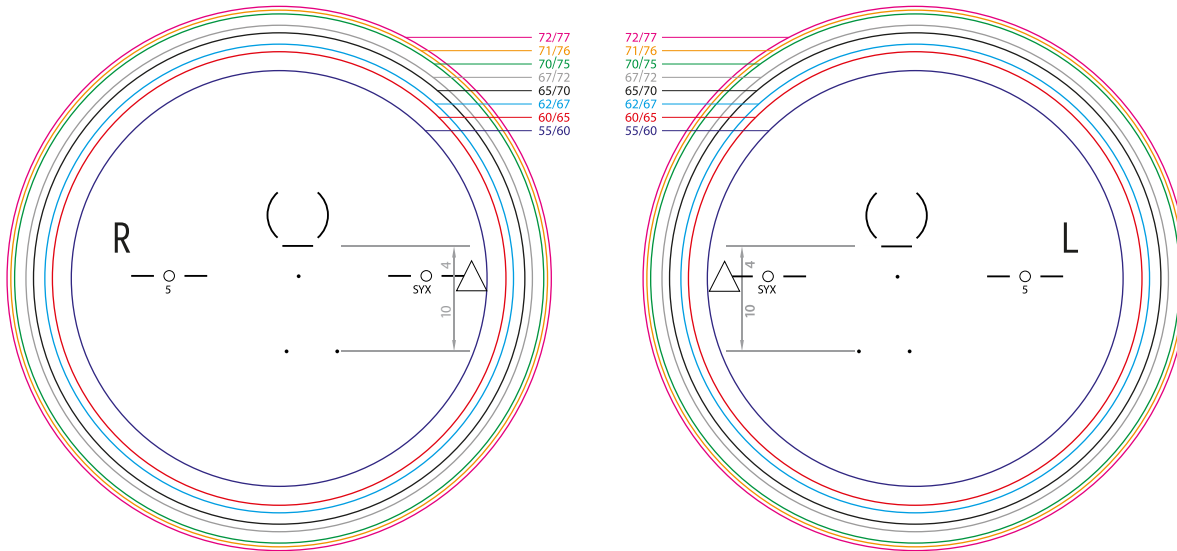
Centering: Center Sync III lenses according to the monocular distance PD and measure at pupil center when looking straight ahead in horizontal distance direction

Required ordering data: Refracted prescription for distance and the choice of required support level Sync III 5, Sync III 9 or Sync III 13. Sync III are enhanced, everyday single vision lenses; however, they should be blocked and glazed as progressive lenses.



Features

- A Polarised efficiency of over 98%
- Eliminates glare and unpleasant reflections
- Neutralises the excessive brightness of sunlight
- 100% UV-A and UV-B protection
- Three fashionable colours to choose from (grey, brown and grey-green)
- Contrast-rich vision



14 mm

1.67	SY5
1.60	SY3
1.53	SYX
1.50	SY1

5,9 or 13 = Power boost

FITTING PROCEDURE:

Centering: Center Sync III lenses according to the monocular distance PD and measure at pupil center when looking straight ahead in horizontal distance direction

Required ordering data: Refracted prescription for distance and the choice of required support level Sync III 5, Sync III 9 or Sync III 13. Sync III are enhanced, everyday single vision lenses; however, they should be blocked and glazed as progressive lenses.

SYNC

III

INDEX: 1.74

AVAILABLE IN 3 DESIGN VARIATIONS: +0.57D, +0.95D & +1.32D

GEOMETRY Spheric/Atoric back surface

SURFACING Back surface Free Form

COATINGS

UV Control

BlueControl

Hi-Vision LongLife

Hi-Vision SUN Pro (when ordered with a tint)

TINTS

Spectrum Solid

Spectrum Gradient

OTHER SERVICES

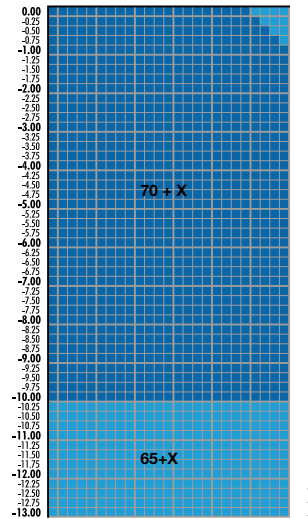
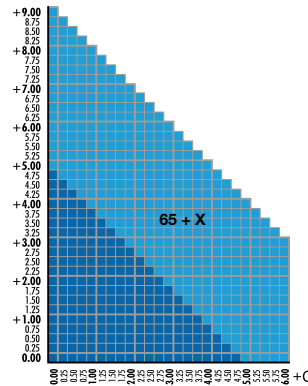
Remote Edging (all frame types)

Cut and Drill (rimless)

Fully Glazed (all frame types)

METS (Minimum Edge Thickness System- highly recommended)

Prism Available up to 3.00 diopters - Higher prism may be available, please contact Customer Services for confirmation.



Corridor MFH
14mm = 16mm

X = Available 0-20mm
Auto decentration

Fitting Instructions

Use distance prescription when ordering. We recommend 10mm between fitting point and upper rim. For optimum visual performance please supply monocular distance C.D.'s/P.D, eye point heights, vertex distance, pantoscopic angle and face form angle.

Useful Information:

Sync III - 5 (0.57D boost). Patient shows minimal signs of eye strain and/or spends 2+ hours looking at digital screens or other near tasks.

Sync III - 9 (0.95D boost). Patient shows minimal to moderate signs of eye strain and/or spends 2+ hours looking at digital screens or other near tasks.

Sync III - 13 (1.32D boost). Patient shows moderate to severe signs of eye strain and/or spends 2+ hours looking at digital screens or other near tasks.

Please use the sync.hoyaislect.com link whilst with patient to suggest the required boost. Please note: Final judgement of the suitable lens type for the patient should be confirmed by the Optometrist.

Compensated powers when checking. Due to advanced optics we recommend using a small aperture focimeter lens rest.

For full Service Time Calendar see page 13.



AVAILABLE IN 3 DESIGN VARIATIONS: +0.57D, +0.95D & +1.32D

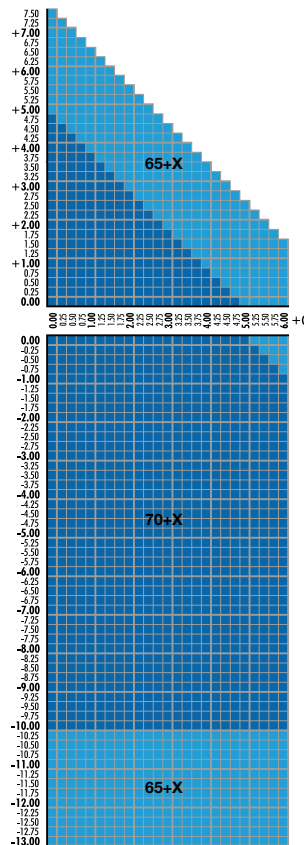
GEOMETRY	Spheric/Atoric back surface
SURFACING	Back surface Free Form

COATINGS	
UV Control	
BlueControl	
Hi-Vision LongLife	
Hi-Vision SUN Pro (when ordered with a tint)	
Super Hi-Vision	

TINTS	
Spectrum Solid	
Spectrum Gradient	

PHOTOCHROMIC	
Sensity	
Sensity Fast	
Sensity Dark	

OTHER SERVICES	
Remote Edging (all frame types)	
Cut and Drill (rimless)	
Fully Glazed (all frame types)	
METS (Minimum Edge Thickness System- highly recommended)	
Prism Available up to 3.00 diopters - Higher prism may be available, please contact Customer Services for confirmation.	



Corridor MFH
14mm = 16mm

X = Available 0-20mm
Auto decentration

Fitting Instructions

Use distance prescription when ordering. We recommend 10mm between fitting point and upper rim. For optimum visual performance please supply monocular distance C.D.'s/P.D, eye point heights, vertex distance, pantoscopic angle and face form angle.

Useful Information:

Sync III - 5 (0.57D boost). Patient shows minimal signs of eye strain and/or spends 2+ hours looking at digital screens or other near tasks.

Sync III - 9 (0.95D boost). Patient shows minimal to moderate signs of eye strain and/or spends 2+ hours looking at digital screens or other near tasks.

Sync III - 13 (1.32D boost). Patient shows moderate to severe signs of eye strain and/or spends 2+ hours looking at digital screens or other near tasks.

Please use the sync.hoyaselect.com link whilst with patient to suggest the required boost. Please note: Final judgement of the suitable lens type for the patient should be confirmed by the Optometrist.

Compensated powers when checking. Due to advanced optics we recommend using a small aperture focimeter lens rest.

Sensity Fast available in Brown and Grey.

For full Service Time Calendar see page 13.

INDEX: 1.67

SYNC

III

HOYA

POLARISED

AVAILABLE IN 3 DESIGN VARIATIONS: +0.57D, +0.95D & +1.32D

GEOMETRY

Spherical front surface

SURFACING

Back surface Free Form

COATINGS

UV Control

Hi-Vision LongLife

Hi-Vision SUN Pro

Super Hi-Vision

Mirror/Light Mirror

TINTS



Dark Brown

78% Absorption



Grey / Green

85% Absorption



Smoke Grey

83% Absorption

Please note the above colours shown are for indication purposes only, they do not represent an exact match to the final lens colour.

OTHER SERVICES

Remote Edging (full rim and rimless)

Cut and Drill (rimless)

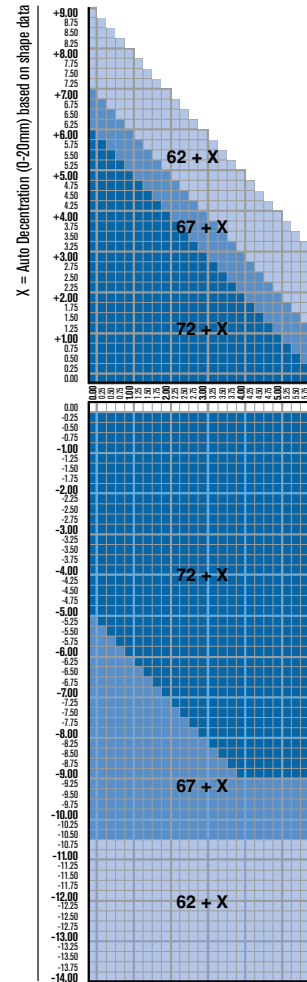
Glazing (full rim and rimless)

METS (Minimum Edge Thickness System)

Prism available up to 5.00 prism dioptres - Higher prism may be available, please contact Customer Services for confirmation.

Fitting Instructions

Use distance prescription when ordering. We recommend 10mm between fitting point and upper rim. For optimum visual performance please supply monocular distance C.D.'s/P.D, eye point heights, vertex distance, pantoscopic angle and face form angle.



Corridor MFH
14mm = 16mm

Useful Information:

Sync III - 5 (0.57D boost). Patient shows minimal signs of eye strain and/or spends 2+ hours looking at digital screens or other near tasks.

Sync III - 9 (0.95D boost). Patient shows minimal to moderate signs of eye strain and/or spends 2+ hours looking at digital screens or other near tasks.

Sync III - 13 (1.32D boost). Patient shows moderate to severe signs of eye strain and/or spends 2+ hours looking at digital screens or other near tasks.

Please use the sync.hoyaselect.com link whilst with patient to suggest the required boost. Please note: Final judgement of the suitable lens type for the patient should be confirmed by the Optometrist.

Compensated powers when checking. Due to advanced optics we recommend using a small aperture focimeter lens rest.

For full Service Time Calendar see page 13.



INDEX: 1.60

AVAILABLE IN 3 DESIGN VARIATIONS: +0.57D, +0.95D & +1.32D

GEOMETRY	Spheric/Atoric back surface
SURFACING	Back surface Free Form

COATINGS	
UV Control	
BlueControl	
Hi-Vision LongLife	
Hi-Vision SUN Pro (when ordered with a tint)	
Super Hi-Vision	
Hi-Vision Aqua	
Hi-Vision Aqua Concave	
Mirror/Light Mirror	

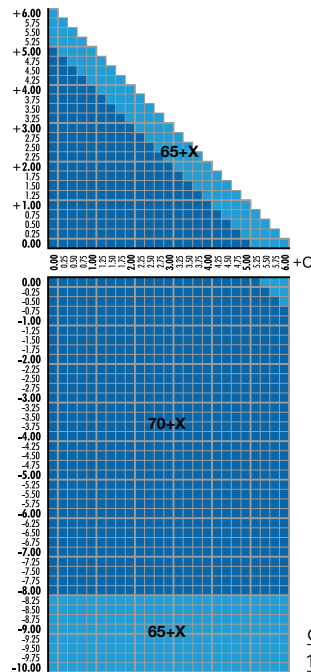
TINTS	
Spectrum Solid	
Spectrum Gradient	
Special Sphere	

PHOTOCHROMIC	
Sensity	
Sensity Fast	
Sensity Dark	
Sensity Shine	

OTHER SERVICES	
Remote Edging (all frame types)	
Cut and Drill (rimless)	
Fully Glazed (all frame types)	
METS (Minimum Edge Thickness System- highly recommended)	
Prism Available up to 3.00 diopters - Higher prism may be available, please contact Customer Services for confirmation.	

Fitting Instructions

Use distance prescription when ordering. We recommend 10mm between fitting point and upper rim. For optimum visual performance please supply monocular distance C.D.'s/P.D, eye point heights, vertex distance, pantoscopic angle and face form angle.



X = Available 0-20mm
Auto decentration

Corridor MFH
14mm = 16mm

Useful Information:

Sync III - 5 (0.57D boost). Patient shows minimal signs of eye strain and/or spends 2+ hours looking at digital screens or other near tasks.

Sync III - 9 (0.95D boost). Patient shows minimal to moderate signs of eye strain and/or spends 2+ hours looking at digital screens or other near tasks.

Sync III - 13 (1.32D boost). Patient shows moderate to severe signs of eye strain and/or spends 2+ hours looking at digital screens or other near tasks.

Please use the sync.hoyaselect.com link whilst with patient to suggest the required boost. Please note: Final judgement of the suitable lens type for the patient should be confirmed by the Optometrist.

Compensated powers when checking. Due to advanced optics we recommend using a small aperture focimeter lens rest.

Sensity Fast available in Brown and Grey.

For full Service Time Calendar see page 13.

INDEX: 1.60

SYNC

III

HOYA

POLARISED

AVAILABLE IN 3 DESIGN VARIATIONS: +0.57D, +0.95D & +1.32D

GEOMETRY

Spherical front surface

SURFACING

Back surface Free Form

COATINGS

UV Control

Hi-Vision LongLife

Hi-Vision SUN Pro


Super Hi-Vision

Hi-Vision Aqua Concave

Hard

Mirror/Light Mirror

TINTS



Dark Brown
78% Absorption



Grey /Green
85% Absorption



Smoke Grey
83% Absorption

Please note the above colours shown are for indication purposes only, they do not represent an exact match to the final lens colour.

OTHER SERVICES

Remote Edging (full rim and rimless)

Cut and Drill (rimless)

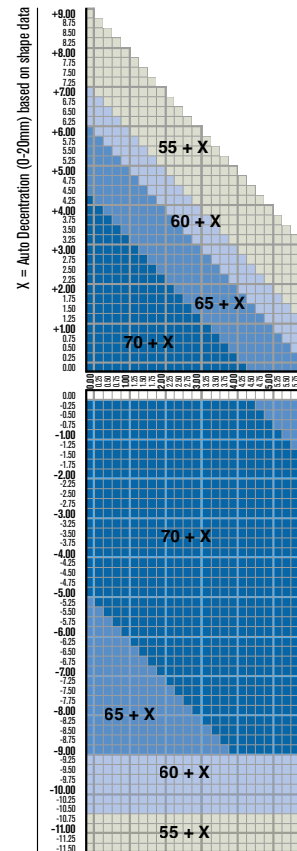
Glazing (full rim and rimless)

METS (Minimum Edge Thickness System)

Prism available up to 5.00 prism dioptres - Higher prism may be available, please contact Customer Services for confirmation.

Fitting Instructions

Use distance prescription when ordering. We recommend 10mm between fitting point and upper rim. For optimum visual performance please supply monocular distance C.D.'s/P.D, eye point heights, vertex distance, pantoscopic angle and face form angle.



Corridor MFH
14mm = 16mm

Useful Information:

Sync III - 5 (0.57D boost). Patient shows minimal signs of eye strain and/or spends 2+ hours looking at digital screens or other near tasks.

Sync III - 9 (0.95D boost). Patient shows minimal to moderate signs of eye strain and/or spends 2+ hours looking at digital screens or other near tasks.

Sync III - 13 (1.32D boost). Patient shows moderate to severe signs of eye strain and/or spends 2+ hours looking at digital screens or other near tasks.

Please use the sync.hoyaselect.com link whilst with patient to suggest the required boost. Please note: Final judgement of the suitable lens type for the patient should be confirmed by the Optometrist.

Compensated powers when checking. Due to advanced optics we recommend using a small aperture focimeter lens rest.

For full Service Time Calendar see page 13.



AVAILABLE IN 3 DESIGN VARIATIONS: +0.57D, +0.95D & +1.32D

GEOMETRY	Spheric/Atoric back surface
SURFACING	Back surface Free Form

COATINGS	
UV Control	
BlueControl	
Hi-Vision LongLife	
Hi-Vision SUN Pro (when ordered with a tint)	
Super Hi-Vision	
Hi-Vision Aqua	
Hi-Vision Aqua Concave	
Hard (as standard)	
Mirror/Light Mirror	

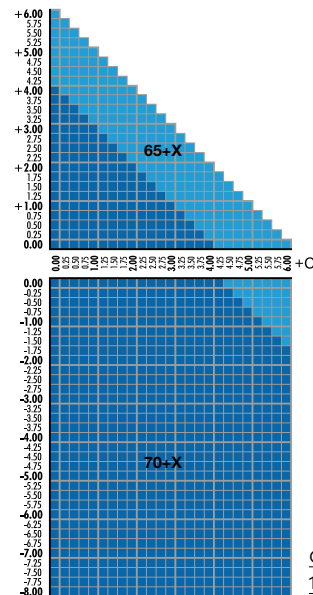
TINTS	
Spectrum Solid	
Spectrum Gradient	
Special Sphere	

Photochromic	
Sensity	
Sensity Fast	

OTHER SERVICES	
Remote Edging (all frame types)	
Cut and Drill (rimless)	
Fully Glazed (all frame types)	
METS (Minimum Edge Thickness System- highly recommended)	
Prism Available up to 3.00 diopters - Higher prism may be available, please contact Customer Services for confirmation.	

Fitting Instructions

Use distance prescription when ordering. We recommend 10mm between fitting point and upper rim. For optimum visual performance please supply monocular distance C.D.'s/P.D, eye point heights, vertex distance, pantoscopic angle and face form angle.



X = Available 0-20mm
Auto decenteration

Useful Information:

Sync III - 5 (0.57D boost). Patient shows minimal signs of eye strain and/or spends 2+ hours looking at digital screens or other near tasks.

Sync III - 9 (0.95D boost). Patient shows minimal to moderate signs of eye strain and/or spends 2+ hours looking at digital screens or other near tasks.

Sync III - 13 (1.32D boost). Patient shows moderate to severe signs of eye strain and/or spends 2+ hours looking at digital screens or other near tasks.

Please use the sync.hoyaselect.com link whilst with patient to suggest the required boost. Please note: Final judgement of the suitable lens type for the patient should be confirmed by the Optometrist.

Compensated powers when checking. Due to advanced optics we recommend using a small aperture focimeter lens rest.

Sensity Fast available in Brown and Grey.

For full Service Time Calendar see page 13.

INDEX: 1.53

SYNC

III

HOYA

POLARISED

AVAILABLE IN 3 DESIGN VARIATIONS: +0.57D, +0.95D & +1.32D

GEOMETRY

Spherical front surface

SURFACING

Back surface Free Form

COATINGS

UV Control

Hi-Vision LongLife

Hi-Vision SUN Pro

Super Hi-Vision

Hi-Vision Aqua Concave

Hard

Mirror/Light Mirror

TINTS



Dark Brown
78% Absorption



Smoke Grey
83% Absorption

Please note the above colours shown are for indication purposes only, they do not represent an exact match to the final lens colour.

OTHER SERVICES

Remote Edging (full rim and rimless)

Cut and Drill (rimless)

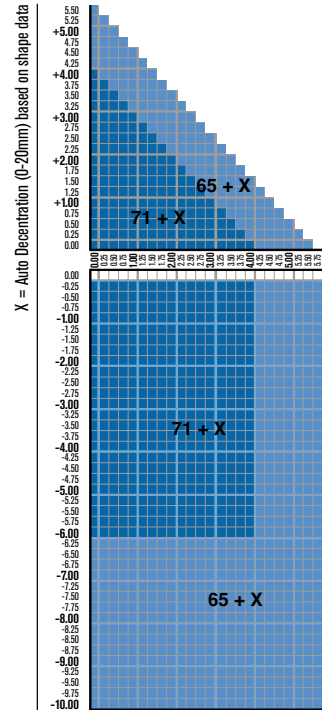
Glazing (full rim and rimless)

METS (Minimum Edge Thickness System)

Prism available up to 3.00 prism dioptres - Higher prism may be available, please contact Customer Services for confirmation.

Fitting Instructions

Use distance prescription when ordering. We recommend 10mm between fitting point and upper rim. For optimum visual performance please supply monocular distance C.D.'s/P.D, eye point heights, vertex distance, pantoscopic angle and face form angle.



Corridor MFH
14mm = 16mm

Useful Information:

Sync III - 5 (0.57D boost). Patient shows minimal signs of eye strain and/or spends 2+ hours looking at digital screens or other near tasks.

Sync III - 9 (0.95D boost). Patient shows minimal to moderate signs of eye strain and/or spends 2+ hours looking at digital screens or other near tasks.

Sync III - 13 (1.32D boost). Patient shows moderate to severe signs of eye strain and/or spends 2+ hours looking at digital screens or other near tasks.

Please use the sync.hoyaselect.com link whilst with patient to suggest the required boost. Please note: Final judgement of the suitable lens type for the patient should be confirmed by the Optometrist.

Compensated powers when checking. Due to advanced optics we recommend using a small aperture focimeter lens rest.

For full Service Time Calendar see page 13.



INDEX: 1.50

AVAILABLE IN 3 DESIGN VARIATIONS: +0.57D, +0.95D & +1.32D

GEOMETRY	Spheric/Atoric back surface
SURFACING	Back surface Free Form

COATINGS	
UV Control	
BlueControl	
Hi-Vision LongLife	
Hi-Vision SUN Pro (when ordered with a tint)	
Super Hi-Vision	
Hi-Vision Aqua	
Hi-Vision Aqua Concave	
Mirror/Light Mirror	
Hard (as standard)	
UV Block 385nm	

TINTS	
Spectrum Solid	
Spectrum Gradient	
Special Sphere	

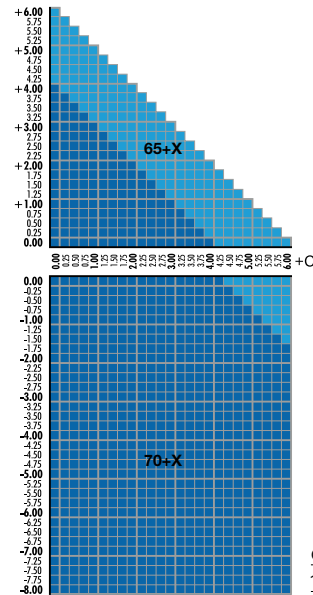
PHOTOCHROMIC	
Sensity	
Sensity Fast	
Sensity Dark	
Sensity Shine	

OTHER SERVICES	
Remote Edging (full rim and supra)	
Glazing (full rim and supra)	
METS (Minimum Edge Thickness System- highly recommended)	
Prism Available up to 3.00 diopters - Higher prism may be available, please contact Customer Services for confirmation.	

Note: 1.50 index lenses are not recommended for supra and rimless glazing.

Fitting Instructions

Use distance prescription when ordering. We recommend 10mm between fitting point and upper rim. For optimum visual performance please supply monocular distance C.D.'s/P.D, eye point heights, vertex distance, pantoscopic angle and face form angle.



Corridor MFH
14mm = 16mm

X = Available 0-20mm
Auto decentration

Useful Information:

Sync III - 5 (0.57D boost). Patient shows minimal signs of eye strain and/or spends 2+ hours looking at digital screens or other near tasks.

Sync III - 9 (0.95D boost). Patient shows minimal to moderate signs of eye strain and/or spends 2+ hours looking at digital screens or other near tasks.

Sync III - 13 (1.32D boost). Patient shows moderate to severe signs of eye strain and/or spends 2+ hours looking at digital screens or other near tasks.

Please use the sync.hoyaiselct.com link whilst with patient to suggest the required boost. Please note: Final judgement of the suitable lens type for the patient should be confirmed by the Optometrist.

Compensated powers when checking. Due to advanced optics we recommend using a small aperture focimeter lens rest.

Sensity Fast available in Brown and Grey.

For full Service Time Calendar see page 13.

INDEX: 1.50

SYNC

III

HOYA

POLARISED

AVAILABLE IN 3 DESIGN VARIATIONS: +0.57D, +0.95D & +1.32D

GEOMETRY

Spherical front surface

SURFACING

Back surface Free Form

COATINGS

UV Control

Hi-Vision LongLife

Hi-Vision SUN Pro

Super Hi-Vision

Hi-Vision Aqua Concave

Hard

Mirror/Light Mirror

TINTS



Dark Brown
78% Absorption



Grey /Green
85% Absorption



Smoke Grey
83% Absorption

Please note the above colours shown are for indication purposes only, they do not represent an exact match to the final lens colour.

OTHER SERVICES

Remote Edging (full rim)

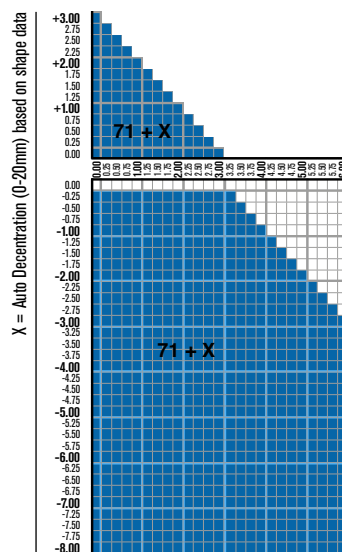
Glazing (full rim)

METS (Minimum Edge Thickness System)

Prism available up to 3.00 prism dioptres - Higher prism may be available, please contact Customer Services for confirmation.

Fitting Instructions

Use distance prescription when ordering. We recommend 10mm between fitting point and upper rim. For optimum visual performance please supply monocular distance C.D.'s/P.D, eye point heights, vertex distance, pantoscopic angle and face form angle.



Corridor MFH
14mm = 16mm

Useful Information:

Sync III - 5 (0.57D boost). Patient shows minimal signs of eye strain and/or spends 2+ hours looking at digital screens or other near tasks.

Sync III - 9 (0.95D boost). Patient shows minimal to moderate signs of eye strain and/or spends 2+ hours looking at digital screens or other near tasks.

Sync III - 13 (1.32D boost). Patient shows moderate to severe signs of eye strain and/or spends 2+ hours looking at digital screens or other near tasks.

Please use the sync.hoyaselect.com link whilst with patient to suggest the required boost. Please note: Final judgement of the suitable lens type for the patient should be confirmed by the Optometrist.

Compensated powers when checking. Due to advanced optics we recommend using a small aperture focimeter lens rest.

For full Service Time Calendar see page 13.



Advanced

NULUX

TRUEFORM

Availability

P167 Nulux TrueForm 1.74

P168 Nulux TrueForm 1.67

P169 Nulux TrueForm 1.60

P170 Nulux TrueForm 1.53

P171 Nulux TrueForm 1.50





Features

- Nulux TrueForm is HOYA's aspheric design that makes distortion-free vision possible over an even larger area.
- Ideal for patients who value an improvement in visual acuity and aesthetic appearance.
- Ideal for myopes (-3.00 & above) and hyperopes (+3.00 & above).
- Aspheric single vision
- Wide, clear visual field
- Reduced eye magnification



Conventional aspheric surface front

Point by point surfacing on back

With TrueForm Technology HOYA applies Free Form principles, precision calculation and surfacing to our proven designs.

By aberration correction along each line of sight, the visual performance of the lens can be optimised pixel perfect for each individual prescription.

GEOMETRY	Bi-aspheric/Atoric back surface
SURFACING	Back surface Free Form

COATINGS

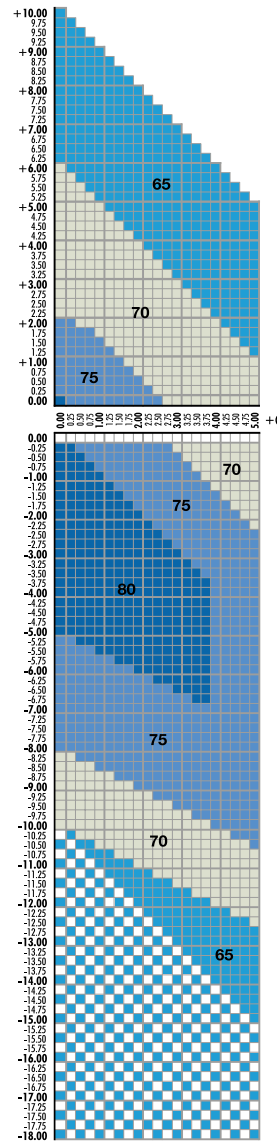
UV Control
BlueControl
Hi-Vision LongLife
Hi-Vision SUN Pro (when ordered with a tint)

TINTS

Spectrum Solid
Spectrum Gradient

OTHER SERVICES

Remote Edging (all frame types)
Cut and Drill (rimless)
Fully Glazed (all frame types)
METS (Minimum Edge Thickness System)
Prism Available up to 3.00 diopters - Higher prism may be available, please contact Customer Services for confirmation.



Surfaced Range:
Minimum diameter: 52mm
Maximum diameter shown

Fitting Instructions:

Use monocular C.D.'s/P.D.'s and compensated vertical optical centres*

* For BVD of 14mm and 8 degrees pantoscopic tilt, reduce vertical height by 4mm.

Useful Information:

For full Service Time Calendar see page 13.

INDEX: 1.67

NULUX

TRUEFORM

SENSITY

2



GEOMETRY

Bi-aspheric/Atoric back surface

SURFACING

Back surface Free Form

COATINGS

UV Control

BlueControl

Hi-Vision LongLife

Hi-Vision SUN Pro (when ordered with a tint)

Super Hi-Vision

TINTS

Spectrum Solid

Spectrum Gradient

Special Sphere

PHOTOCHROMIC

Sensity

Sensity Fast

Sensity Dark

OTHER SERVICES

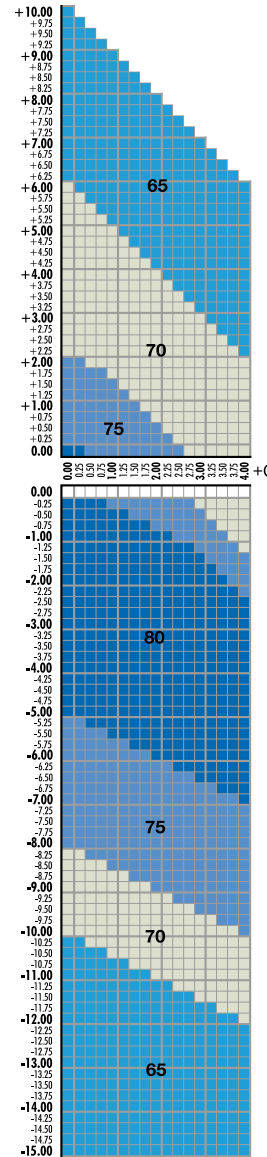
Remote Edging (all frame types)

Cut and Drill (rimless)

Fully Glazed (all frame types)

METS (Minimum Edge Thickness System)

Prism Available up to 3.00 diopters - Higher prism may be available, please contact Customer Services for confirmation.



Surfaced Range:
Minimum diameter: 52mm
Maximum diameter shown

Fitting Instructions:

Use monocular C.D.'s/P.D.'s and compensated vertical optical centres*

* For BVD of 14mm and 8 degrees pantoscopic tilt, reduce vertical height by 4mm.

Useful Information:

Sensity Fast available in Brown and Grey.

For full Service Time Calendar see page 13.



SENSITY

2

NULUX

TRUEFORM

INDEX: 1.60

GEOMETRY	Bi-aspheric/Atoric back surface
SURFACING	Back surface Free Form

COATINGS

UV Control
BlueControl
Hi-Vision LongLife
Hi-Vision SUN Pro (when ordered with a tint)
Super Hi-Vision
Hi-Vision Aqua
Hi-Vision Aqua Concave
Mirror/Light Mirror

TINTS

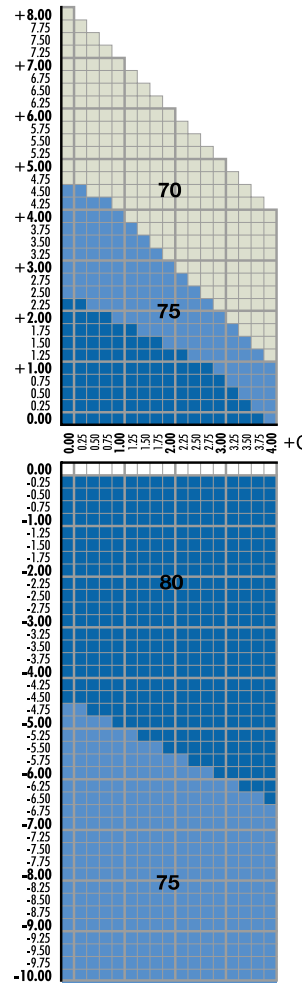
Spectrum Solid
Spectrum Gradient
Special Sphere

PHOTOCHROMIC

Sensity
Sensity Fast
Sensity Dark
Sensity Shine

OTHER SERVICES

Remote Edging (all frame types)
Cut and Drill (rimless)
Fully Glazed (all frame types)
METS (Minimum Edge Thickness System)
Prism Available up to 3.00 diopters - Higher prism may be available, please contact Customer Services for confirmation.



Surfaced Range:
Minimum diameter: 52mm
Maximum diameter shown

Fitting Instructions:

Use monocular C.D.'s/P.D.'s and compensated vertical optical centres*

* For BVD of 14mm and 8 degrees pantoscopic tilt, reduce vertical height by 4mm.

Useful Information:

Sensity Fast available in Brown and Grey.

For full Service Time Calendar see page 13.

INDEX: 1.53

NULUX

TRUEFORM

SENSITY

2



GEOMETRY

Bi-aspheric/Atoric back surface

SURFACING

Back surface Free Form

COATINGS

UV Control

BlueControl

Hi-Vision LongLife

Hi-Vision SUN Pro (when ordered with a tint)

Super Hi-Vision

Hi-Vision Aqua

Hi-Vision Aqua Concave

Mirror

Hard (as standard)

TINTS

Spectrum Solid

Spectrum Gradient

Special Sphere

PHOTOCHROMIC

Sensity

Sensity Fast

OTHER SERVICES

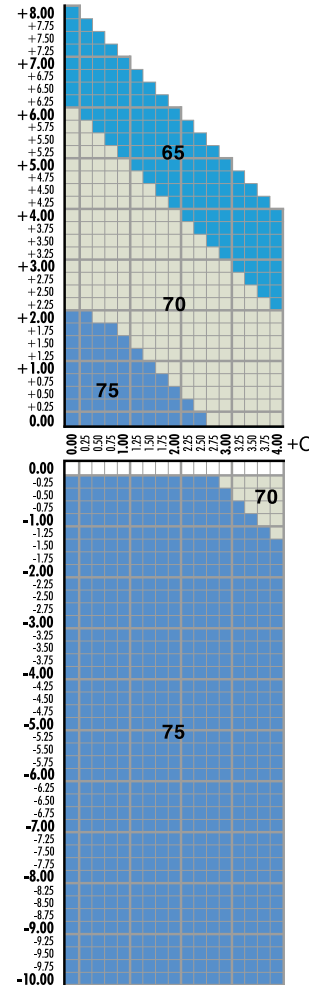
Remote Edging (all frame types)

Cut and Drill (rimless)

Fully Glazed (all frame types)

METS (Minimum Edge Thickness System)

Prism Available up to 3.00 diopters - Higher prism may be available, please contact Customer Services for confirmation.



Surfaced Range:
Minimum diameter: 52mm
Maximum diameter shown

Fitting Instructions:

Use monocular C.D.'s/P.D.'s and compensated vertical optical centres*

* For BVD of 14mm and 8 degrees pantoscopic tilt, reduce vertical height by 4mm.

Useful Information:

Sensity Fast available in Brown and Grey.

For full Service Time Calendar see page 13.



SENSITY

2

NULUX

TRUEFORM

INDEX: 1.50

GEOMETRY ▶ Bi-aspheric/Atoric back surface

SURFACING ▶ Back surface Free Form

COATINGS

- UV Control
- BlueControl
- Hi-Vision LongLife
- Hi-Vision SUN Pro (when ordered with a tint)
- Super Hi-Vision
- Hi-Vision Aqua
- Hi-Vision Aqua Concave
- Mirror/Light Mirror
- Hard (as standard)
- UV Block 385nm/UV Block 400nm

TINTS

- Spectrum Solid
- Spectrum Gradient
- Special Sphere

PHOTOCHROMIC

- Sensity
- Sensity Fast
- Sensity Dark
- Sensity Shine

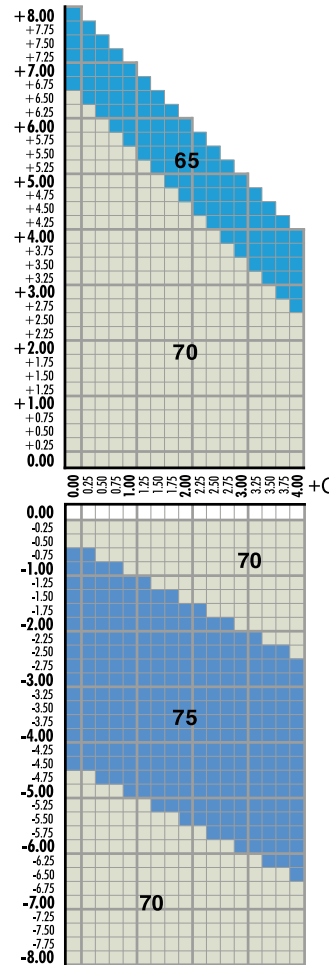
OTHER SERVICES

- Remote Edging (full rim and supra)
- Glazing (full rim and supra)
- METS (Minimum Edge Thickness System)
- Prism Available up to 3.00 diopters - Higher prism may be available, please contact Customer Services for confirmation.

Note: 1.50 index lenses are not recommended for supra and rimless glazing.

Fitting Instructions:

Use monocular C.D.'s/P.D.'s and compensated vertical optical centres*
 * For BVD of 14mm and 8 degrees pantoscopic tilt, reduce vertical height by 4mm.



Surfaced Range:
 Minimum diameter: 52mm
 Maximum diameter shown

Useful Information:

Sensity Fast available in Brown and Grey.
 For full Service Time Calendar see page 13.



HILUX

TRUEFORM

Availability

- P176** Hilux TrueForm 1.67
- P177** Hilux TrueForm 1.67 Polarised
- P178** Hilux TrueForm 1.60
- P179** Hilux TrueForm 1.60 Polarised
- P180** Hilux TrueForm 1.53
- P181** Hilux TrueForm 1.53 Polarised
- P182** Hilux TrueForm 1.50
- P183** Hilux TrueForm 1.50 Polarised


Standard

HILUX

TRUEFORM

Features

- Spherical single vision lens design
-



Conventional aspheric
surface front

Point by point
surfacing on back

With TrueForm Technology HOYA applies Free Form principles, precision calculation and surfacing to our proven designs.

By aberration correction along each line of sight, the visual performance of the lens can be optimised pixel perfect for each individual prescription.



Features

- A Polarised efficiency of over 98%
 - Eliminates glare and unpleasant reflections
 - Neutralises the excessive brightness of sunlight
 - 100% UV-A and UV-B protection
 - Three fashionable colours to choose from (grey, brown and grey-green)
 - Contrast-rich vision
 - Suitable for all ages, including children
-



Conventional aspheric
surface front

Point by point
surfacing on back

With TrueForm Technology HOYA applies Free Form principles, precision calculation and surfacing to our proven designs.

By aberration correction along each line of sight, the visual performance of the lens can be optimised pixel perfect for each individual prescription.

INDEX: 1.67

HILUX

TRUEFORM

SENSITY

2



GEOMETRY

Spheric/Atoric back surface

SURFACING

Back surface Free Form

COATINGS

UV Control

BlueControl

Hi-Vision LongLife

Hi-Vision SUN Pro (when ordered with a tint)

Super Hi-Vision

TINTS

Spectrum Solid

Spectrum Gradient

Special Sphere

PHOTOCHROMIC

Sensity

Sensity Fast

Sensity Dark

OTHER SERVICES

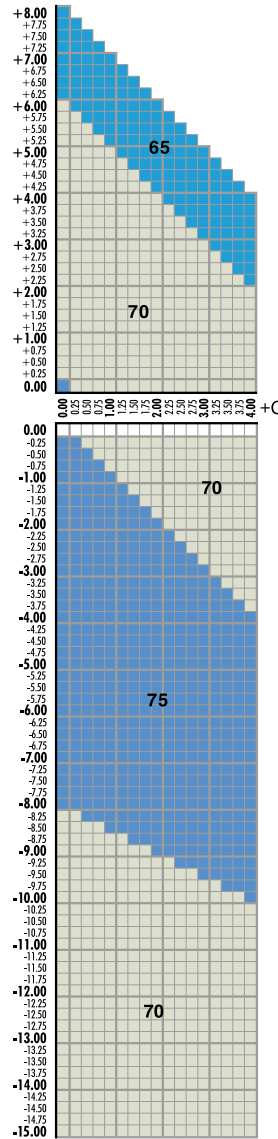
Remote Edging (all frame types)

Cut and Drill (rimless)

Fully Glazed (all frame types)

METS (Minimum Edge Thickness System)

Prism Available up to 3.00 diopters - Higher prism may be available, please contact Customer Services for confirmation.



Surfaced Range:
Minimum diameter: 52mm
Maximum diameter shown

Fitting Instructions:

Fit as aspheric lenses - lower heights by 1mm for every 2 degrees of pantoscopic tilt.

Useful Information:

Sensity Fast available in Brown and Grey.
For full Service Time Calendar see page 13.

GEOMETRY	Spherical front surface
SURFACING	Back surface Free Form

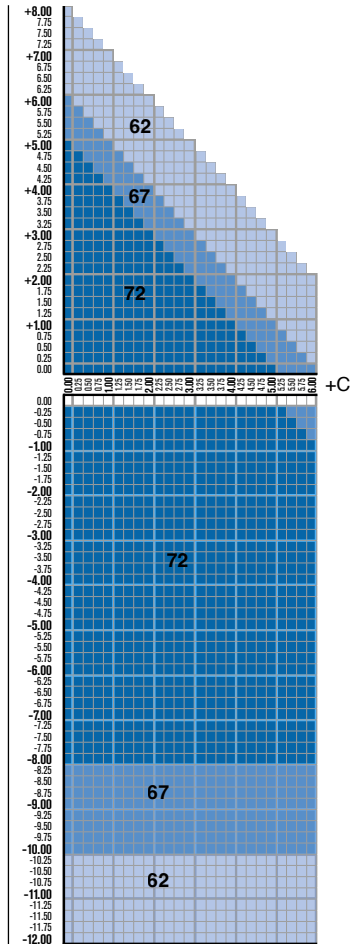
COATINGS	
UV Control	
Hi-Vision LongLife	
Hi-Vision SUN Pro	
Super Hi-Vision	
Mirror/Light Mirror	

TINTS



Please note the above colours shown are for indication purposes only, they do not represent an exact match to the final lens colour.

OTHER SERVICES	
Remote Edging (full rim and rimless)	
Cut and Drill (rimless)	
Glazing (full rim and rimless)	
METS (Minimum Edge Thickness System)	
Prism available up to 3.00 prism dioptres - Higher prism may be available, please contact Customer Services for confirmation.	



Useful Information:

Due to the advanced optics, we recommend using a small aperture focimeter lens rest.
For full Service Time Calendar see page 13.

INDEX: 1.60

HILUX

TRUEFORM

SENSITY

2



GEOMETRY

Spheric/Atoric back surface

SURFACING

Back surface Free Form

COATINGS

UV Control

BlueControl

Hi-Vision LongLife

Hi-Vision SUN Pro (when ordered with a tint)

Super Hi-vision

Hi-Vision Aqua

Hi-Vision Aqua Concave

Mirror/Light Mirror

TINTS

Spectrum Solid

Spectrum Gradient

Special Sphere

PHOTOCHROMIC

Sensity

Sensity Fast

Sensity Dark

Sensity Shine

OTHER SERVICES

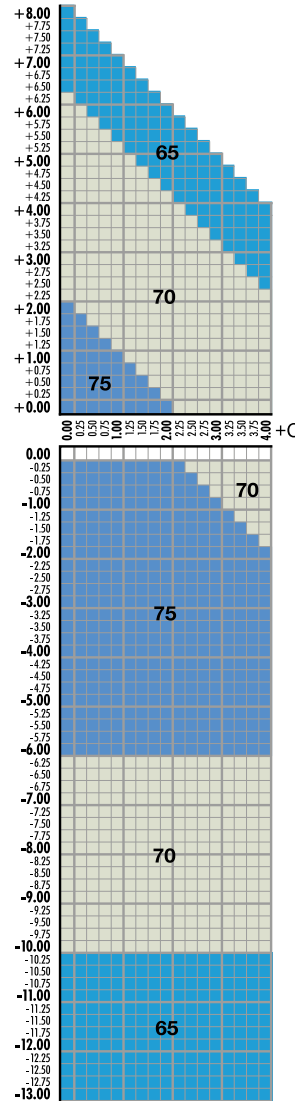
Remote Edging (all frame types)

Cut and Drill (rimless)

Fully Glazed (all frame types)

METS (Minimum Edge Thickness System)

Prism Available up to 3.00 diopters - Higher prism may be available, please contact Customer Services for confirmation.



Surfaced Range:
Minimum diameter: 52mm
Maximum diameter shown

Fitting Instructions:

Fit as aspheric lenses - low heights by 1mm for every 2 degrees of pantoscopic tilt.


Useful Information:

Sensity Fast available in Brown and Grey.
For full Service Time Calendar see page 13.

GEOMETRY	Spherical front surface
SURFACING	Back surface Free Form

COATINGS	
UV Control	
Hi-Vision LongLife	
Hi-Vision SUN Pro	
Super Hi-Vision	
Hi-Vision Aqua Concave	
Hard	
Mirror/Light Mirror	

TINTS



Dark Brown
78% Absorption



Grey / Green
85% Absorption



Smoke Grey
83% Absorption

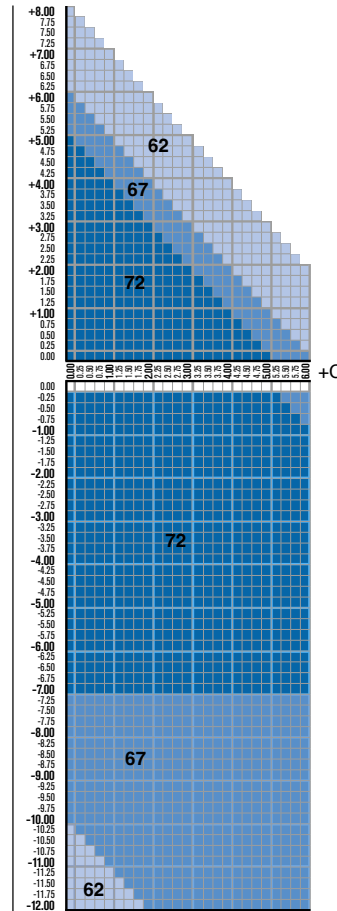
Please note the above colours shown are for indication purposes only, they do not represent an exact match to the final lens colour.

OTHER SERVICES	
Remote Edging (full rim and rimless)	
Cut and Drill (rimless)	
Glazing (full rim and rimless)	
METS (Minimum Edge Thickness System)	
Prism available up to 3.00 prism dioptres - Higher prism may be available, please contact Customer Services for confirmation.	

Useful Information:

Due to the advanced optics, we recommend using a small aperture focimeter lens rest.

For full Service Time Calendar see page 13.



INDEX: 1.53

HILUX
TRUEFORM

SENSITY
2



GEOMETRY

Spheric/Atoric back surface

SURFACING

Back surface Free Form

COATINGS

UV Control

BlueControl

Hi-Vision LongLife

Hi-Vision SUN Pro (when ordered with a tint)

Super Hi-Vision

Hi-Vision Aqua

Hi-Vision Aqua Concave

Mirror

Hard (as standard)

TINTS

Spectrum Solid

Spectrum Gradient

Special Sphere

PHOTOCHROMIC

Sensity

Sensity Fast

OTHER SERVICES

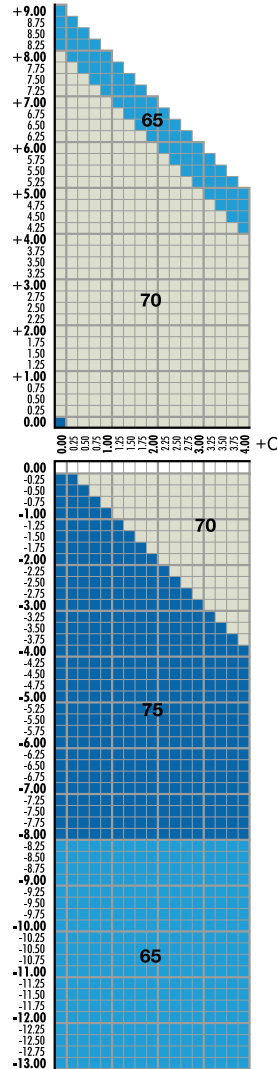
Remote Edging (all frame types)

Cut and Drill (rimless)

Fully Glazed (all frame types)

METS (Minimum Edge Thickness System)

Prism Available up to 3.00 diopters - Higher prism may be available, please contact Customer Services for confirmation.



Surfaced Range:
Minimum diameter: 52mm
Maximum diameter shown

Fitting Instructions:

Fit as aspheric lenses - lower heights by 1mm for every 2 degrees of pantoscopic tilt.


Useful Information:

Sensity Fast available in Brown and Grey.
For full Service Time Calendar see page 13.

GEOMETRY	Spherical front surface
SURFACING	Back surface Free Form

COATINGS	
UV Control	
Hi-Vision LongLife	
Hi-Vision SUN Pro	
Super Hi-Vision	
Hi-Vision Aqua Concave	
Hard	
Mirror/Light Mirror	

TINTS



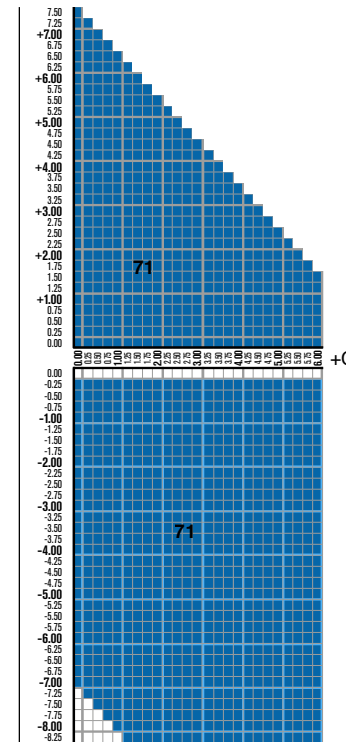
Dark Brown
78% Absorption



Smoke Grey
83% Absorption

Please note the above colours shown are for indication purposes only, they do not represent an exact match to the final lens colour.

OTHER SERVICES	
Remote Edging (full rim and rimless)	
Cut and Drill (rimless)	
Glazing (full rim and rimless)	
METS (Minimum Edge Thickness System)	
Prism available up to 3.00 prism dioptres - Higher prism may be available, please contact Customer Services for confirmation.	



Useful Information:

Due to the advanced optics, we recommend using a small aperture focimeter lens rest.

For full Service Time Calendar see page 13.

INDEX: 1.50

HILUX

TRUEFORM

SENSITY

2



GEOMETRY

Spheric/Atoric back surface

SURFACING

Back surface Free Form

COATINGS

UV Control

BlueControl

Hi-Vision LongLife

Hi-Vision SUN Pro (when ordered with a tint)

Super Hi-Vision

Hi-Vision Aqua

Hi-Vision Aqua Concave

Mirror/Light Mirror

Hard (as standard)

UV Block 385nm/UV Block 400nm

TINTS

Spectrum Solid

Spectrum Gradient

Special Sphere

PHOTOCHROMIC

Sensity

Sensity Fast

Sensity Dark

Sensity Shine

OTHER SERVICES

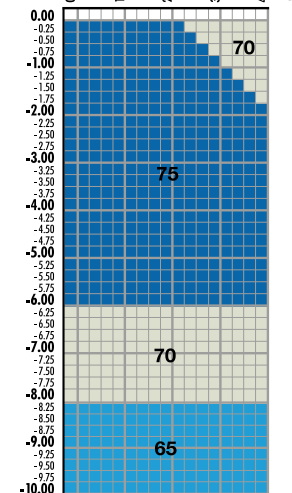
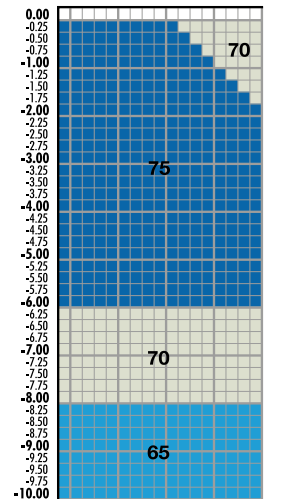
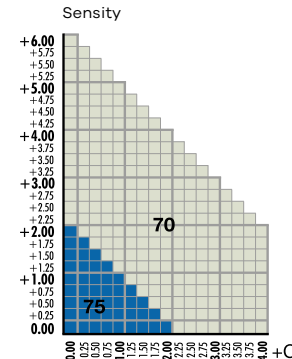
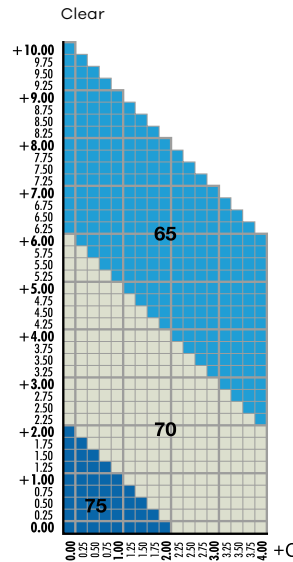
Remote Edging (full rim and supra)

Glazing (full rim and supra)

METS (Minimum Edge Thickness System)

Prism Available up to 3.00 diopters - Higher prism may be available, please contact Customer Services for confirmation.

Note: 1.50 index lenses are not recommended for supra and rimless glazing.



Surfaced Range:
Minimum diameter: 52mm
Maximum diameter shown

Surfaced Range:
Minimum diameter: 52mm
Maximum diameter shown

Fitting Instructions:

Fit as aspheric lenses - lower heights by 1mm for every 2 degrees of pantoscopic tilt.

Useful Information:

Sensity Fast available in Brown and Grey.
For full Service Time Calendar see page 13.

GEOMETRY	Spherical front surface
SURFACING	Back surface Free Form

COATINGS	
UV Control	
Hi-Vision LongLife	
Hi-Vision SUN Pro	
Super Hi-Vision	
Hi-Vision Aqua Concave	
Hard	
Mirror/Light Mirror	

TINTS



Dark Brown 78% Absorption Grey /Green 85% Absorption Smoke Grey 83% Absorption

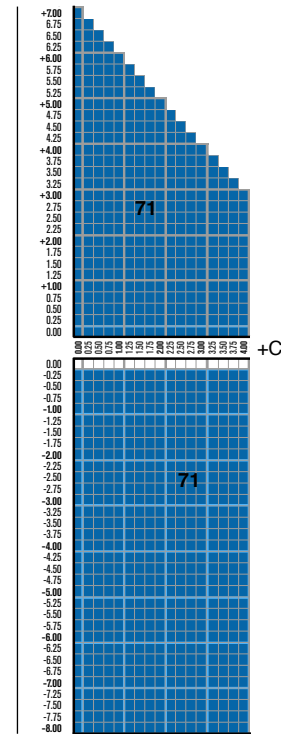
Please note the above colours shown are for indication purposes only, they do not represent an exact match to the final lens colour.

OTHER SERVICES	
Remote Edging (full rim)	
Glazing (full rim)	
METS (Minimum Edge Thickness System)	
Prism available up to 3.00 prism dioptres - Higher prism may be available, please contact Customer Services for confirmation.	

Note: 1.50 index lenses are not recommended for supra and rimless glazing.

Useful Information:

Due to the advanced optics, we recommend using a small aperture focimeter lens rest.
For full Service Time Calendar see page 13.





NULUX

HILUX

Availability

- P187** Nulux 1.74
- P188** Nulux 1.67
- P189** Nulux 1.60
- P190** Nulux 1.53
- P191** Nulux 1.50
- P192** Hilux 1.67
- P193** Hilux 1.67 Polarised
- P194** Hilux 1.60
- P195** Hilux 1.60 Hi Base Curve
- P196** Hilux 1.60 Polarised
- P197** Hilux 1.53
- P198** Hilux 1.53 Hi Base Curve
- P199** Hilux 1.53 Polarised
- P200** Hilux 1.50
- P201** Hilux 1.50 Hi Base Curve
- P202** Hilux 1.50 Polarised



Features

Aspheric single vision design

- Wide, clear visual field
 - Reduced eye magnification
-

Features

- Spheric Single vision lens
-

GEOMETRY ▶ Aspheric
SURFACING ▶ Conventional back surface

COATINGS

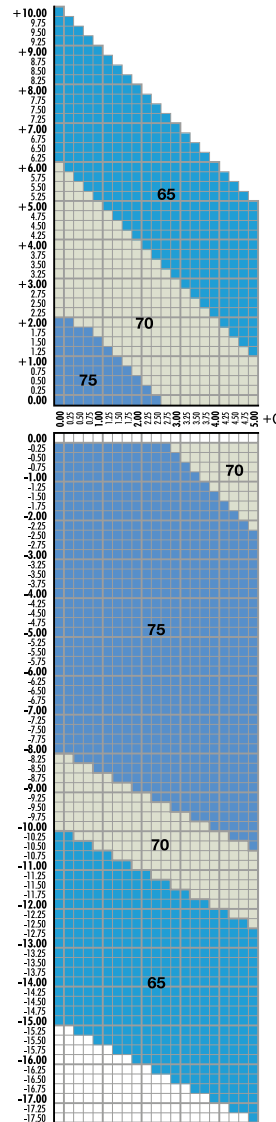
UV Control
 BlueControl
 Hi-Vision LongLife
 Hi-Vision SUN Pro (when ordered with a tint)

TINTS

Spectrum Solid
 Spectrum Gradient

OTHER SERVICES

Remote Edging (all frame types)
 Cut and Drill (rimless)
 Fully Glazed (all frame types)
 METS (Minimum Edge Thickness System - as standard) - FREE
 Prism - Please contact Customer Services to confirm availability.



Surfaced Range:
 Minimum diameter: 52mm
 Maximum diameter shown

Fitting Instructions:

Measure height to pupil centre then lower by 1mm for every 2 degrees of pantoscopic tilt.

Useful Information:

For full Service Time Calendar see page 12.

INDEX: 1.67

NULUX

SENSITY

2



GEOMETRY

Aspheric

SURFACING

Conventional back surface

COATINGS

UV Control

BlueControl

Hi-Vision LongLife

Hi-Vision SUN Pro (when ordered with a tint)

Super Hi-Vision

TINTS

Spectrum Solid

Spectrum Gradient

Special Sphere

PHOTOCHROMIC

Sensity

Sensity Fast

Sensity Dark

OTHER SERVICES

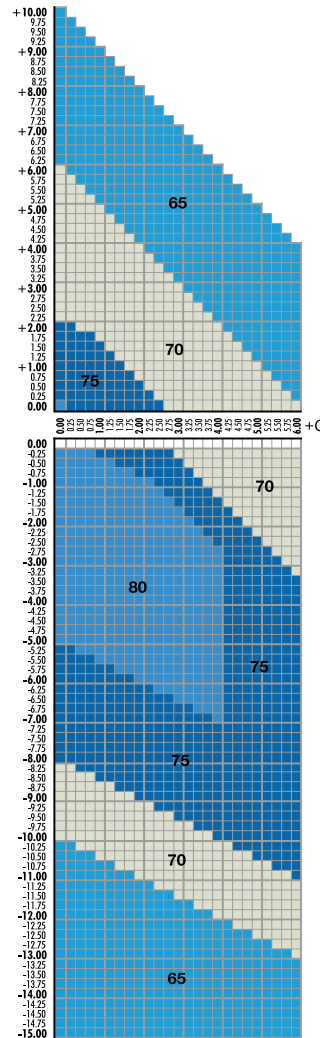
Remote Edging (all frame types)

Cut and Drill (rimless)

Fully Glazed (all frame types)

METS (Minimum Edge Thickness System - as standard)

Prism - Please contact Customer Services to confirm availability.



Surfaced Range:
 Minimum diameter: 52mm
 Maximum diameter shown

Fitting Instructions:

Measure height to pupil centre then lower by 1mm for every 2 degrees of pantoscopic tilt.

Useful Information:

Sensity Fast available in Brown and Grey.
 For full Service Time Calendar see page 13.



SENSITY

2

NULUX

INDEX: 1.60

GEOMETRY	Aspheric
SURFACING	Conventional back surface

COATINGS

UV Control
BlueControl
Hi-Vision LongLife
Hi-Vision SUN Pro (when ordered with a tint)
Super Hi-Vision
Hi-Vision Aqua
Hi-Vision Aqua Concave
Mirror/Light Mirror

TINTS

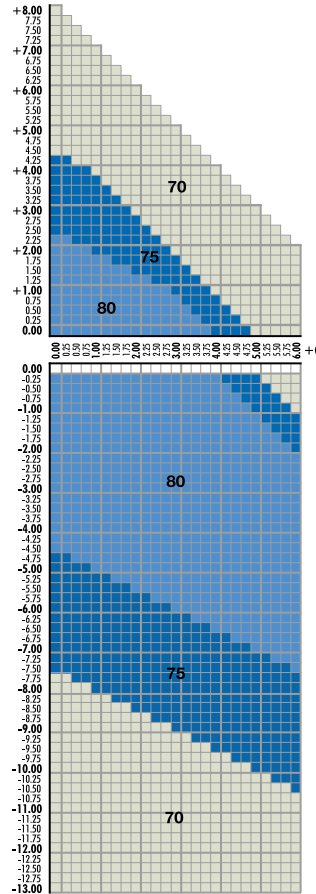
Spectrum Solid
Spectrum Gradient
Special Sphere

PHOTOCHROMIC

Sensity
Sensity Fast
Sensity Dark
Sensity Shine

OTHER SERVICES

Remote Edging (all frame types)
Cut and Drill (rimless)
Fully Glazed (all frame types)
METS (Minimum Edge Thickness System)
Prism - Please contact Customer Services to confirm availability.



Surfaced Range:
Minimum diameter: 52mm
Maximum diameter shown

Fitting Instructions:

Measure height to pupil centre then lower by 1mm for every 2 degrees of pantoscopic tilt.

Useful Information:

Sensity Fast available in Brown and Grey.
For full Service Time Calendar see page 13.

INDEX: 1.53

NULUX

SENSITY

2



GEOMETRY

Aspheric

SURFACING

Conventional back surface

COATINGS

UV Control

BlueControl

Hi-Vision LongLife

Hi-Vision SUN Pro (when ordered with a tint)

Super Hi-Vision

Hi-Vision Aqua

Hi-Vision Aqua Concave

Mirror

Hard (as standard)

TINTS

Spectrum Solid

Spectrum Gradient

Special Sphere

PHOTOCHROMIC

Sensity

Sensity Fast

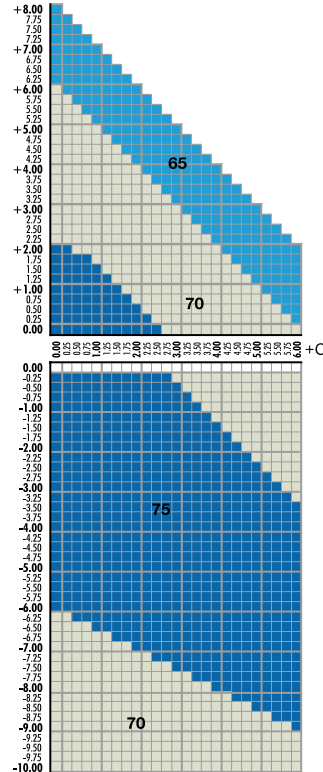
OTHER SERVICES

Remote Edging (all frame types)

Fully Glazed (all frame types)

METS (Minimum Edge Thickness System)

Prism - Please contact Customer Services to confirm availability.



Surfaced Range:
Minimum diameter: 52mm
Maximum diameter shown

Fitting Instructions:

Measure height to pupil centre then lower by 1mm for every 2 degrees of pantoscopic tilt.

Useful Information:

Sensity Fast available in Brown and Grey.
For full Service Time Calendar see page 13.



SENSITY

2

NULUX

INDEX: 1.50

GEOMETRY	Aspheric
SURFACING	Conventional back surface

COATINGS

UV Control
BlueControl
Hi-Vision LongLife
Hi-Vision SUN Pro (when ordered with a tint)
Super Hi-Vision
Hi-Vision Aqua
Hi-Vision Aqua Concave
Mirror/Light Mirror
Hard
Uncoated (as standard)
UV Block 385nm/UV Block 400nm

TINTS

Spectrum Solid
Spectrum Gradient
Special Sphere

PHOTOCHROMIC

Sensity
Sensity Fast
Sensity Dark
Sensity Shine

OTHER SERVICES

Remote Edging (full rim and supra)
Glazing (full rim and supra)
METS (Minimum Edge Thickness System)
Prism - Please contact Customer Services to confirm availability.

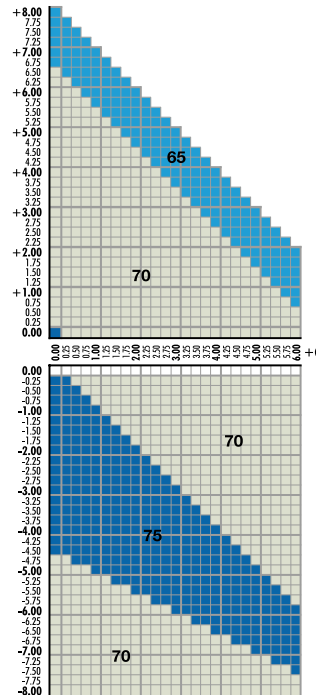
Note: 1.50 index lenses are not recommended for supra and rimless glazing. Please note that Sensity is available with a minimum of Hard coat.

Fitting Instructions:

Measure height to pupil centre then lower by 1mm for every 2 degrees of pantoscopic tilt.

Useful Information:

Sensity Fast available in Brown and Grey.
For full Service Time Calendar see page 13.



Surfaced Range:
Minimum diameter: 52mm
Maximum diameter shown

INDEX: 1.67

HILUX

SENSITY

2



GEOMETRY

Spheric

SURFACING

Conventional back surface

COATINGS

UV Control

BlueControl

Hi-Vision LongLife

Hi-Vision SUN Pro (when ordered with a tint)

Super Hi-Vision

TINTS

Spectrum Solid

Spectrum Gradient

Special Sphere

PHOTOCHROMIC

Sensity

Sensity Fast

Sensity Dark

OTHER SERVICES

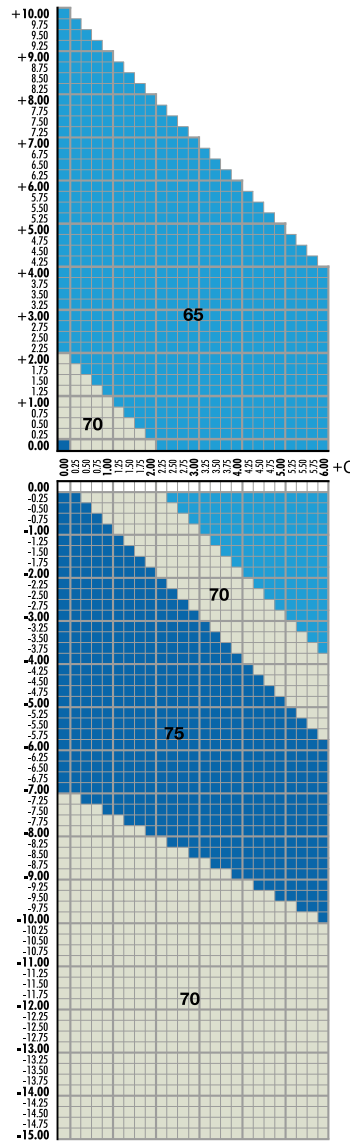
Remote Edging (all frame types)

Cut and Drill (rimless)

Fully Glazed (all frame types)

METS (Minimum Edge Thickness System)

Prism - Please contact Customer Services to confirm availability.



Surfaced Range:
Minimum diameter: 52mm
Maximum diameter shown

Useful Information:

Sensity Fast available in Brown and Grey.

For full Service Time Calendar see page 13.

GEOMETRY	Spherical front surface
SURFACING	Back surface Free Form

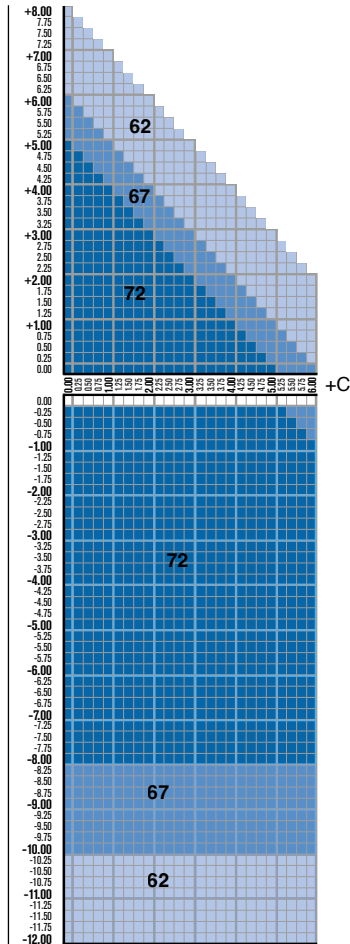
COATINGS	
UV Control	
Hi-Vision LongLife	
Hi-Vision SUN Pro	
Super Hi-Vision	
Mirror/Light Mirror	

TINTS



Please note the above colours shown are for indication purposes only, they do not represent an exact match to the final lens colour.

OTHER SERVICES	
Remote Edging (full rim and rimless)	
Cut and Drill (rimless)	
Glazing (full rim and rimless)	
METS (Minimum Edge Thickness System)	
Prism available up to 5.00 prism dioptres - Higher prism may be available, please contact Customer Services for confirmation.	



Useful Information:

Due to the advanced optics, we recommend using a small aperture focimeter lens rest.
For full Service Time Calendar see page 13.

INDEX: 1.60

HILUX

SENSITY

2



GEOMETRY	Spheric
SURFACING	Conventional back surface

COATINGS

UV Control
BlueControl
Hi-Vision LongLife
Hi-Vision SUN Pro (when ordered with a tint)
Super Hi-Vision
Hi-Vision Aqua
Hi-Vision Aqua Concave
Mirror/Light Mirror

TINTS

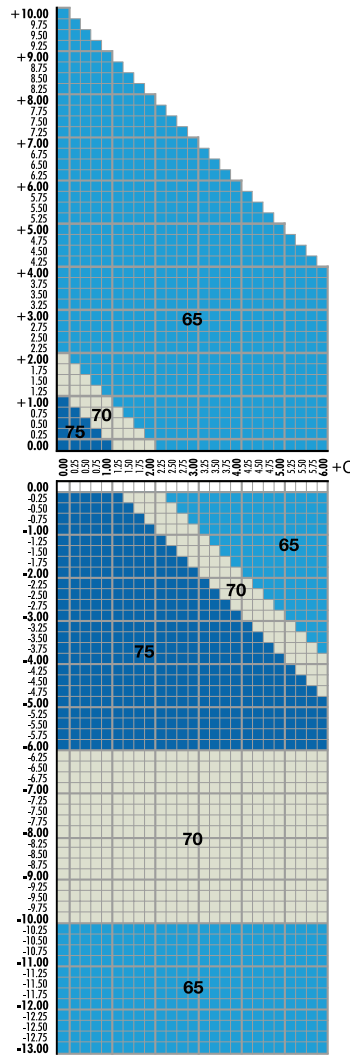
Spectrum Solid
Spectrum Gradient
Special Sphere

PHOTOCHROMIC

Sensity
Sensity Fast
Sensity Dark
Sensity Shine

OTHER SERVICES

Remote Edging (all frame types)
Cut and Drill (rimless)
Fully Glazed (all frame types)
METS (Minimum Edge Thickness System)
Prism - Please contact Customer Services to confirm availability.



Surfaced Range:
 Minimum diameter: 52mm
 Maximum diameter shown

Useful Information:

Sensity Fast available in Brown and Grey.
 For full Service Time Calendar see page 13.



SENSITY

2

HILUX

HI-BASE
CURVE

INDEX: 1.60

GEOMETRY	Spheric
SURFACING	Conventional back surface
BASE CURVES	6.00 & 8.00

COATINGS

UV Control
BlueControl
Hi-Vision LongLife
Hi-Vision SUN Pro (when ordered with a tint)
Super Hi-Vision
Hi-Vision Aqua
Hi-Vision Aqua Concave
Mirror/Light Mirror

TINTS

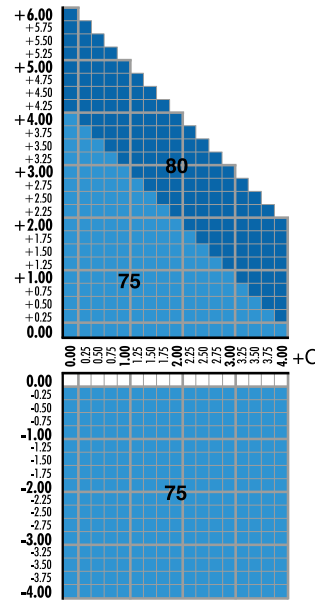
Spectrum Solid
Spectrum Gradient
Special Sphere

PHOTOCHROMIC

Sensity
Sensity Fast
Sensity Dark
Sensity Shine

OTHER SERVICES

Fully Glazed (all frame types)
METS (Minimum Edge Thickness System)
Prism - Please contact Customer Services to confirm availability.



Surfaced Range:
Minimum diameter: 52mm
Maximum diameter shown

Useful Information:

Sensity Fast available in Brown and Grey.
For full Service Time Calendar see page 13.

INDEX: 1.60

HILUX

HOYA

POLARISED

GEOMETRY

Spherical front surface

SURFACING

Back surface Free Form

COATINGS

UV Control

Hi-Vision LongLife

Hi-Vision SUN Pro


Super Hi-Vision

Hi-Vision Aqua Concave

Hard

Mirror/Light Mirror

TINTS



Dark Brown
78% Absorption



Grey / Green
85% Absorption



Smoke Grey
83% Absorption

Please note the above colours shown are for indication purposes only, they do not represent an exact match to the final lens colour.

OTHER SERVICES

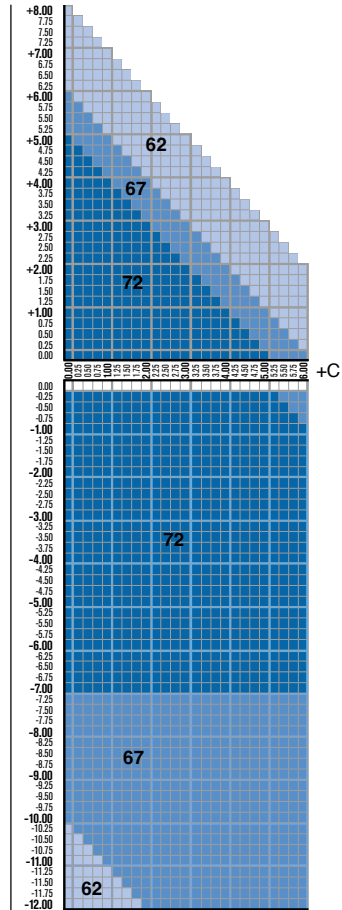
Remote Edging (full rim and rimless)

Cut and Drill (rimless)

Glazing (full rim and rimless)

METS (Minimum Edge Thickness System)

Prism available up to 5.00 prism dioptres - Higher prism may be available, please contact Customer Services for confirmation.



Useful Information:

Due to the advanced optics, we recommend using a small aperture focimeter lens rest.

For full Service Time Calendar see page 13.



SENSITY

2

HILUX

INDEX: 1.53

GEOMETRY Spheric
SURFACING Conventional back surface

COATINGS

- UV Control
- BlueControl
- Hi-Vision LongLife
- Hi-Vision SUN Pro (when ordered with a tint)
- Super Hi-Vision
- Hi-Vision Aqua
- Hi-Vision Aqua Concave
- Mirror
- Hard (as standard)

TINTS

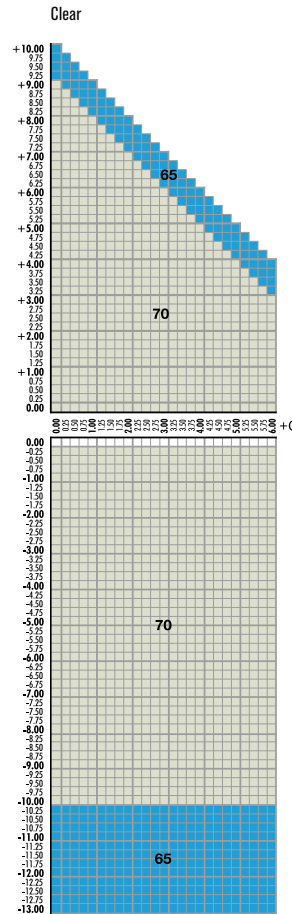
- Spectrum Solid
- Spectrum Gradient
- Special Sphere

PHOTOCHROMIC

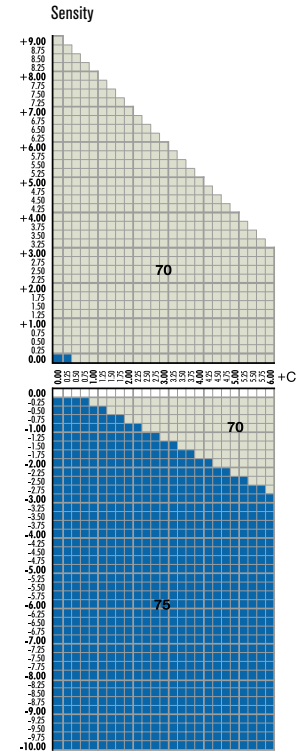
- Sensity
- Sensity Fast

OTHER SERVICES

- Fully Glazed (all frame types)
- METS (Minimum Edge Thickness System)
- Prism - Please contact Customer Services to confirm availability.



Surfaced Range:
 Minimum diameter: 52mm
 Maximum diameter shown



Surfaced Range:
 Minimum diameter: 52mm
 Maximum diameter shown

Useful Information:

Sensity Fast available in Brown and Grey.
 For full Service Time Calendar see page 13.

HI-BASE
CURVE

HILUX

SENSITY

2



INDEX: 1.53

GEOMETRY

Spheric

SURFACING

Conventional back surface

BASE CURVES

6.00 & 8.00

COATINGS

UV Control

BlueControl

Hi-Vision LongLife

Hi-Vision SUN Pro (when ordered with a tint)

Super Hi-Vision

Hi-Vision Aqua

Hi-Vision Aqua Concave

Mirror

Hard (as standard)

TINTS

Spectrum Solid

Spectrum Gradient

Special Sphere

PHOTOCHROMIC

Sensity

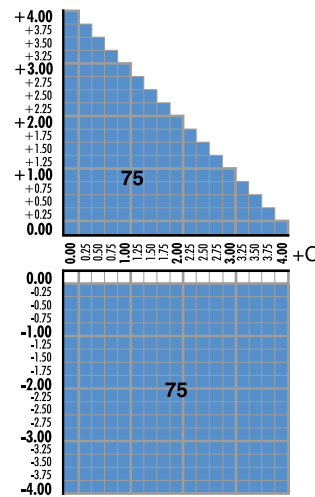
Sensity Fast

OTHER SERVICES

Fully Glazed (all frame types)

METS (Minimum Edge Thickness System)

Prism - Please contact Customer Services to confirm availability.



Surfaced Range:
Minimum diameter: 52mm
Maximum diameter shown

Useful Information:


Sensity Fast available in Brown and Grey.

For full Service Time Calendar see page 13.

GEOMETRY	Spherical front surface
SURFACING	Back surface Free Form

COATINGS	
UV Control	
Hi-Vision LongLife	
Hi-Vision SUN Pro	
Super Hi-Vision	
Hi-Vision Aqua Concave	
Hard	
Mirror/Light Mirror	

TINTS



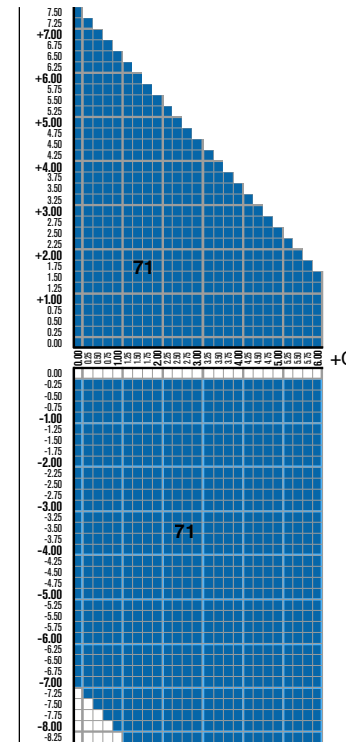
Dark Brown
78% Absorption



Smoke Grey
83% Absorption

Please note the above colours shown are for indication purposes only, they do not represent an exact match to the final lens colour.

OTHER SERVICES	
Remote Edging (full rim and rimless)	
Cut and Drill (rimless)	
Glazing (full rim and rimless)	
METS (Minimum Edge Thickness System)	
Prism available up to 3.00 prism dioptres - Higher prism may be available, please contact Customer Services for confirmation.	



Useful Information:

Due to the advanced optics, we recommend using a small aperture focimeter lens rest.
For full Service Time Calendar see page 13.



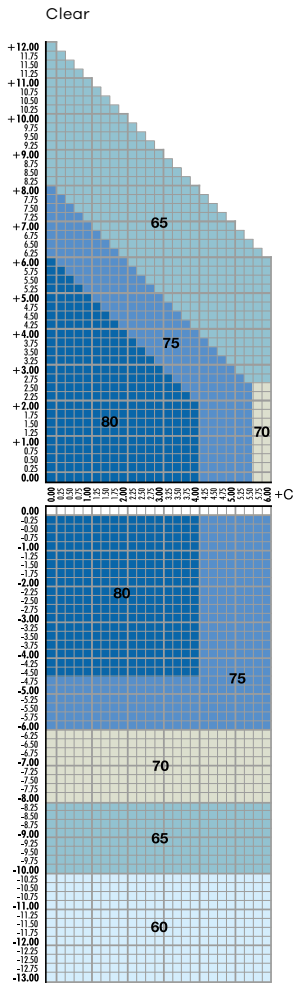
GEOMETRY	Spheric
SURFACING	Conventional back surface

COATINGS	
UV Control	
BlueControl	
Hi-Vision LongLife	
Hi-Vision SUN Pro (when ordered with a tint)	
Super Hi-Vision	
Hi-Vision Aqua	
Hi-Vision Aqua Concave	
Mirror/Light Mirror	
Hard	
Uncoated (as standard)	
UV Block 385nm/UV Block 400nm	

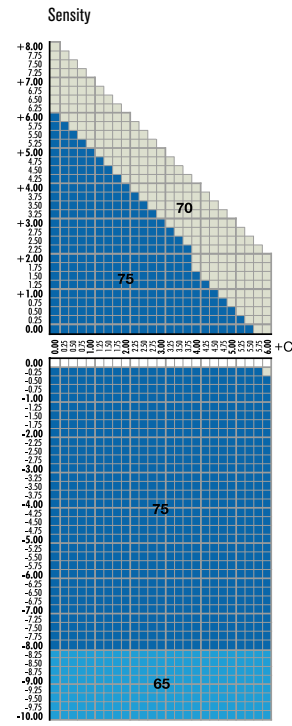
TINTS	
Spectrum Solid	
Spectrum Gradient	
Special Sphere	

PHOTOCHROMIC	
Sensity	
Sensity Fast	
Sensity Dark	
Sensity Shine	

OTHER SERVICES	
Remote Edging (full rim and supra)	
Glazing (full rim and supra)	
METS (Minimum Edge Thickness System)	
Prism - Please contact Customer Services to confirm availability.	



Surfaced Range:
Minimum diameter: 52mm
Maximum diameter shown



Surfaced Range:
Minimum diameter: 52mm
Maximum diameter shown

Note: 1.50 index lenses are not recommended for supra and rimless glazing. Please note that Sensity is available with a minimum of Hard coat.

Useful Information:

Sensity Fast available in Brown and Grey.
For full Service Time Calendar see page 13.



SENSITY

2

HILUX

HI-BASE
CURVE

INDEX: 1.50

GEOMETRY	Spheric
SURFACING	Conventional back surface
BASE CURVES	6.00 & 8.00

COATINGS

UV Control
BlueControl
Hi-Vision LongLife
Hi-Vision SUN Pro (when ordered with a tint)
Super Hi-Vision
Hi-Vision Aqua
Hi-Vision Aqua Concave
Mirror/Light Mirror
Hard
Uncoated (as standard)
UV Block 385nm/UV Block 400nm

TINTS

Spectrum Solid
Spectrum Gradient
Special Sphere

PHOTOCHROMIC

Sensity
Sensity Fast
Sensity Dark
Sensity Shine

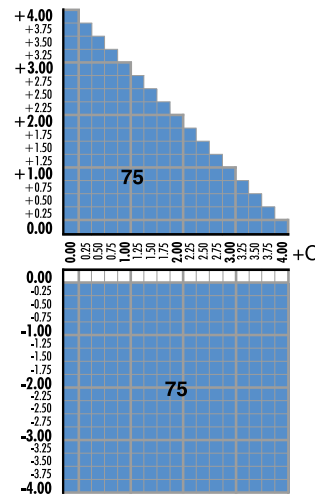
OTHER SERVICES

Glazing (full rim and supra)
METS (Minimum Edge Thickness System)
Prism - Please contact Customer Services to confirm availability.

Note: 1.50 index lenses are not recommended for supra and rimless glazing.
Please note that Sensity is available with a minimum of Hard coat.

Useful Information:

Sensity Fast available in Brown and Grey.
For full Service Time Calendar see page 13.



Surfaced Range:
Minimum diameter: 52mm
Maximum diameter shown

INDEX: 1.50

HILUX

HOYA

POLARISED

GEOMETRY

Spherical front surface

SURFACING

Back surface Free Form

COATINGS

UV Control

Hi-Vision LongLife

Hi-Vision SUN Pro


Super Hi-Vision

Hi-Vision Aqua Concave

Hard

Mirror/Light Mirror

TINTS



Dark Brown
78% Absorption



Grey / Green
85% Absorption



Smoke Grey
83% Absorption

Please note the above colours shown are for indication purposes only, they do not represent an exact match to the final lens colour.

OTHER SERVICES

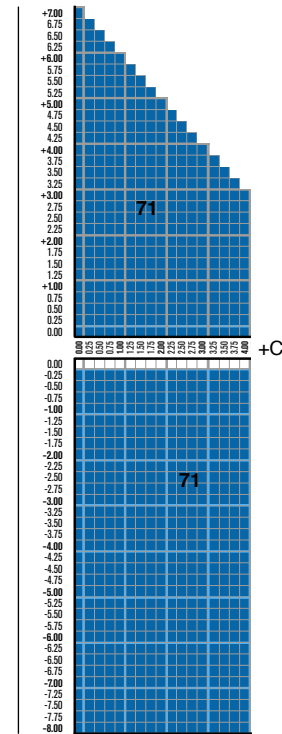
Remote Edging (full rim)

Glazing (full rim)

METS (Minimum Edge Thickness System)

Prism available up to 3.00 prism dioptres - Higher prism may be available, please contact Customer Services for confirmation.

Note: 1.50 index lenses are not recommended for supra and rimless glazing.



Useful Information:

Due to the advanced optics, we recommend using a small aperture focimeter lens rest.

For full Service Time Calendar see page 13.



HOYA
FOR THE VISIONARIES

Speciality Lenses

Speciality

CONTENTS

Speciality Lenses

Sports

SPORTIVE



Sportive Progressive 208-213
Sportive Single Vision 214-219

Blended Aspheric

NULUX

SEAMLESS ASPHERIC



Nulux Seamless Aspheric 235-238

Driving

ENROUTE



EnRoute Progressive 223-228
EnRoute Single Vision 229-234



SPORTIVE

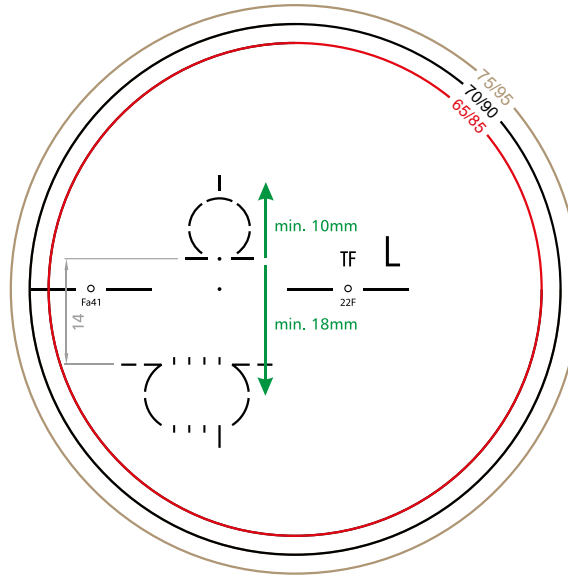
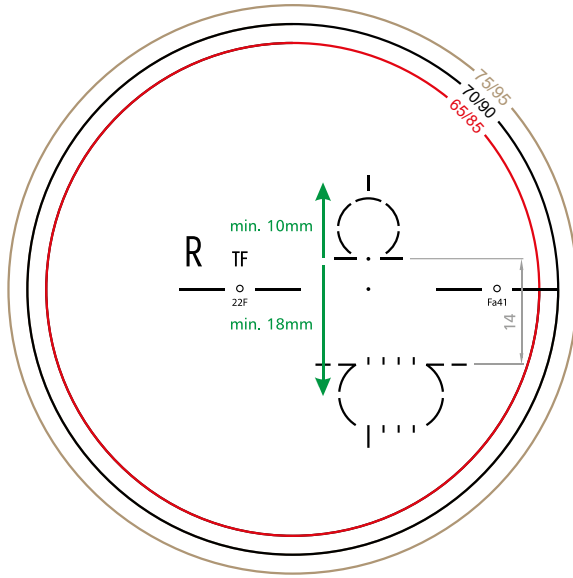
Availability

- P208** Sportive Progressive 1.60
- P209** Sportive Progressive 1.60 Polarised
- P210** Sportive Progressive 1.53
- P211** Sportive Progressive 1.53 Polarised
- P212** Sportive Progressive 1.50
- P213** Sportive Progressive 1.50 Polarised
- P214** Sportive Single Vision 1.60
- P215** Sportive Single Vision 1.60 Polarised
- P216** Sportive Single Vision 1.53
- P217** Sportive Single Vision 1.53 Polarised
- P218** Sportive Single Vision 1.50
- P219** Sportive Single Vision 1.50 Polarised

SPORTIVE

Features

- Optimised front surface for high curved lenses
- Free Form back surface optimised for position of wear
- Optimised for high base curve frames with HOYA's unique prism compensation technology
- High base curves available to match the frame curvature
- Wide fields of vision
- Continuous protection from wind, dust, glare and sun
- High-contrast vision in all weather conditions

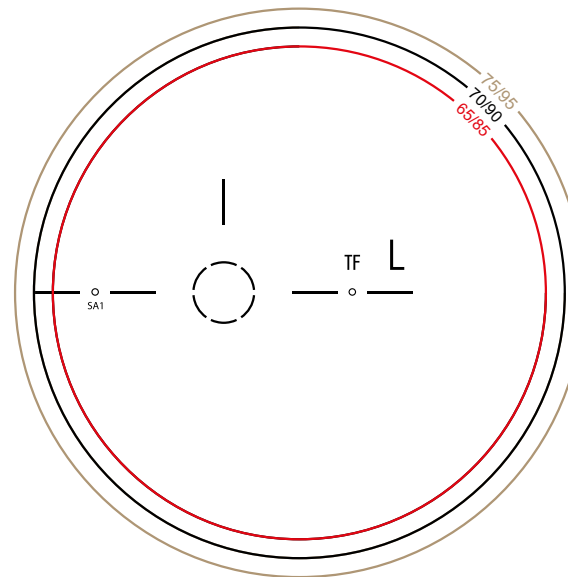
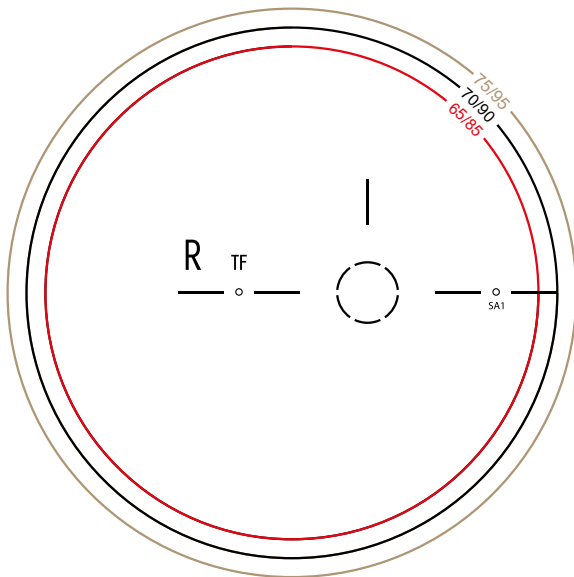


Fa43TF : Sportive Progressive
TrueForm 1.60

Fa4XTF : Sportive Progressive
TrueForm 1.53

Fa41TF : Sportive Progressive
TrueForm 1.50


Recommended Minimum Fitting
Height 18mm



SA3TF : Sportive Single Vision
TrueForm 1.60

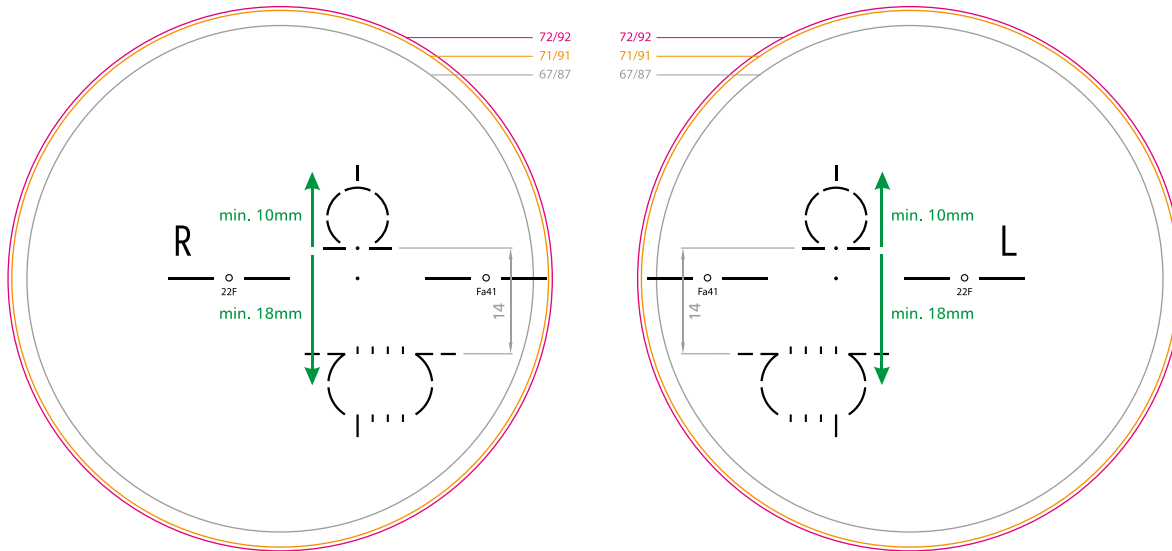
SAXTF : Sportive Single Vision
TrueForm 1.53

SA1TF : Sportive Single Vision
TrueForm 1.50



Features

- A Polarised efficiency of over 98%
- Eliminates glare and unpleasant reflections
- Neutralises the excessive brightness of sunlight
- 100% UV-A and UV-B protection
- Three fashionable colours to choose from (grey, brown and grey-green)
- Contrast-rich vision



14mm

1.60	Fa43
1.53	Fa4X
1.50	Fa41

22F= Front
Add. 2.25



INDEX: 1.60

GEOMETRY

Bi-aspheric/Atoric back surface

SURFACING

Back surface Free Form

COATINGS

UV Control

BlueControl

Hi-Vision LongLife

Hi-Vision SUN Pro (when ordered with a tint)

Super Hi-Vision

Hi-Vision Aqua

Hi-Vision Aqua Concave

Mirror/Light Mirror

TINTS

Spectrum Solid

Spectrum Gradient

Special Sphere

PHOTOCHROMIC

Sensity

Sensity Fast

Sensity Dark

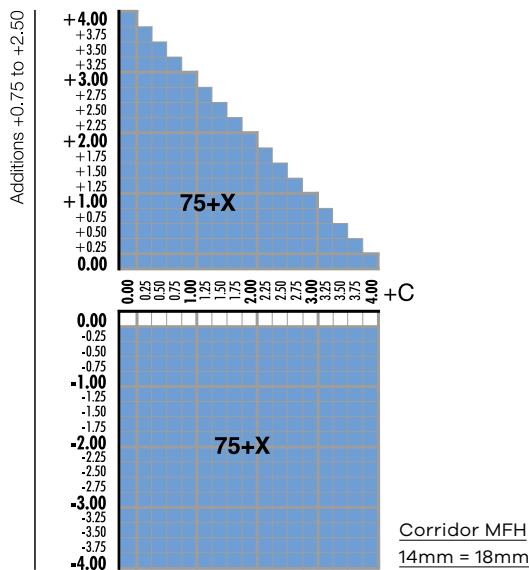
Sensity Shine

OTHER SERVICES

Fully Glazed (all frame types)

METS (Minimum Edge Thickness System - as standard) - FREE

Prism - Please contact Customer Services to confirm availability.



X = Decentration (max. 20mm)

Surfaced Range:
Minimum diameter: 52mm
Maximum diameter shown

Corridor MFH
14mm = 18mm

Fitting Instructions:

To personalise to frame fitting characteristics, please specify:
The pantoscopic angle / the face form angle* / the vertex distance.

* Mandatory

Useful Information:

Not recommended for high impact sports.

For full Service Time Calendar see page 13.

GEOMETRY

Spherical front surface

SURFACING

Back surface Free Form

COATINGS

UV Control

Hi-Vision LongLife

Hi-Vision SUN Pro

Super Hi-Vision

Hi-Vision Aqua Concave

Hard

Mirror/Light Mirror

TINTS



Dark Brown
78% Absorption



Grey /Green
85% Absorption



Smoke Grey
83% Absorption

Please note the above colours shown are for indication purposes only, they do not represent an exact match to the final lens colour.

OTHER SERVICES

Glazing (Full rim only)

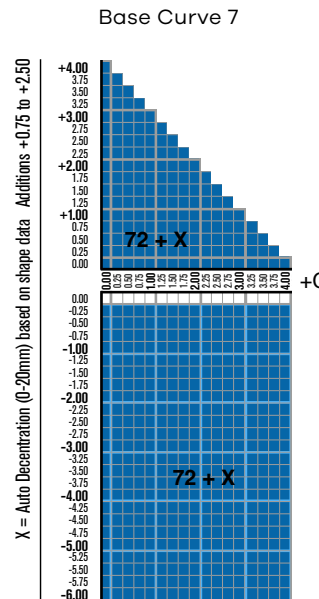
METS (Minimum Edge Thickness System - as standard) - FREE

Prism available up to 5.00 prism dioptres - Higher prism may be available, please contact Customer Services for confirmation.

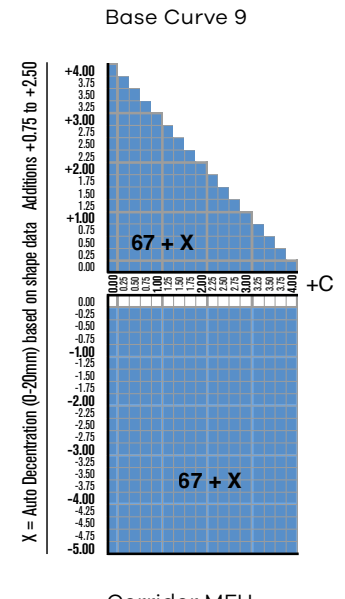
Fitting Instructions:

To personalise to frame fitting characteristics, please supply. The pantoscopic angle/the face from angle*/the vertex distance.

*Mandatory



Corridor MFH
14mm = 18mm



Corridor MFH
14mm = 18mm

Useful Information:

Not recommended for high impact sports.

For full Service Time Calendar see page 13.



INDEX: 1.53

GEOMETRY

Bi-aspheric/Atoric back surface

SURFACING

Back surface Free Form

COATINGS

UV Control

BlueControl

Hi-Vision LongLife

Hi-Vision SUN Pro (when ordered with a tint)

Super Hi-Vision

Hi-Vision Aqua

Hi-Vision Aqua Concave

Mirror

Hard (as standard)

TINTS

Spectrum Solid

Spectrum Gradient

Special Sphere

PHOTOCHROMIC

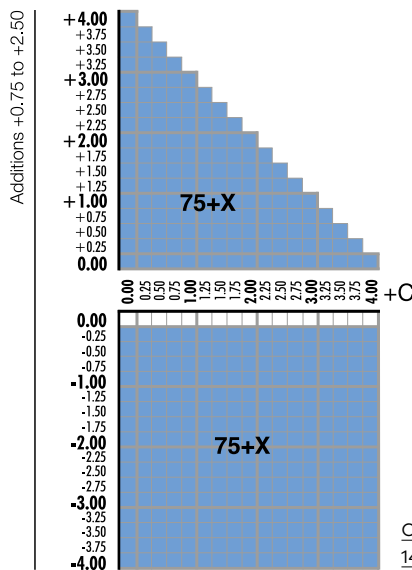
Sensity Fast

OTHER SERVICES

Fully Glazed (all frame types)

METS (Minimum Edge Thickness System - as standard) - FREE

Prism - Please contact Customer Services to confirm availability.



X = Decentration (max. 20mm)

Surfaced Range:
Minimum diameter: 52mm
Maximum diameter shown

Fitting Instructions:

To personalise to frame fitting characteristics, please specify:
The pantoscopic angle / the face form angle* / the vertex distance.

* Mandatory

Useful Information:

Not recommended for high impact sports.

For full Service Time Calendar see page 13.

GEOMETRY

Spherical front surface

SURFACING

Back surface Free Form

COATINGS

UV Control

Hi-Vision LongLife

Hi-Vision SUN Pro


Super Hi-Vision

Hi-Vision Aqua Concave

Hard

Mirror/Light Mirror

TINTS



Dark Brown
78% Absorption



Smoke Grey
83% Absorption

Please note the above colours shown are for indication purposes only, they do not represent an exact match to the final lens colour.

OTHER SERVICES

Glazing (Full rim only)

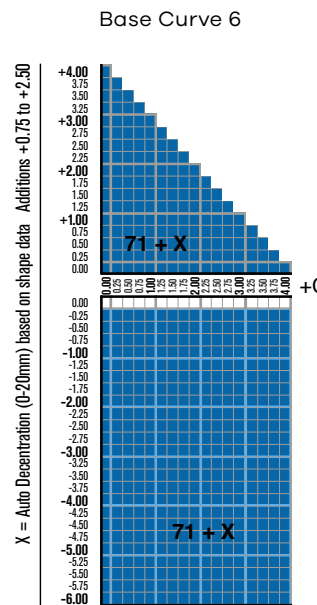
METS (Minimum Edge Thickness System - as standard) - FREE

Prism available up to 3.00 prism dioptres - Higher prism may be available, please contact Customer Services for confirmation.

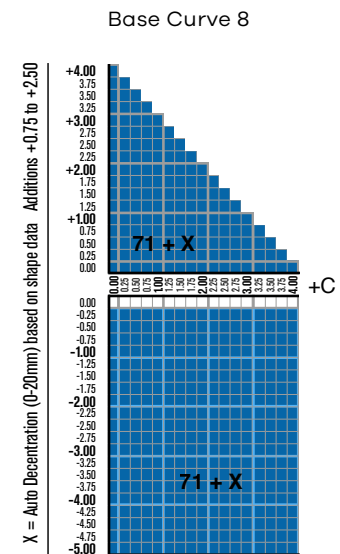
Fitting Instructions:

To personalise to frame fitting characteristics, please supply. The pantoscopic angle/the face from angle*/the vertex distance.

*Mandatory



Corridor MFH
14mm = 18mm



Corridor MFH
14mm = 18mm

Useful Information:

Not recommended for high impact sports.

For full Service Time Calendar see page 13.



INDEX: 1.50

GEOMETRY

Bi-aspheric/Atoric back surface

SURFACING

Back surface Free Form

COATINGS

UV Control
BlueControl
Hi-Vision LongLife
Hi-Vision SUN Pro (when ordered with a tint)
Super Hi-Vision
Hi-Vision Aqua
Hi-Vision Aqua Concave
Mirror/Light Mirror
Hard (as standard)
UV Block 385nm

TINTS

Spectrum Solid
Spectrum Gradient
Special Sphere

PHOTOCHROMIC

Sensity
Sensity Fast
Sensity Dark
Sensity Shine

OTHER SERVICES

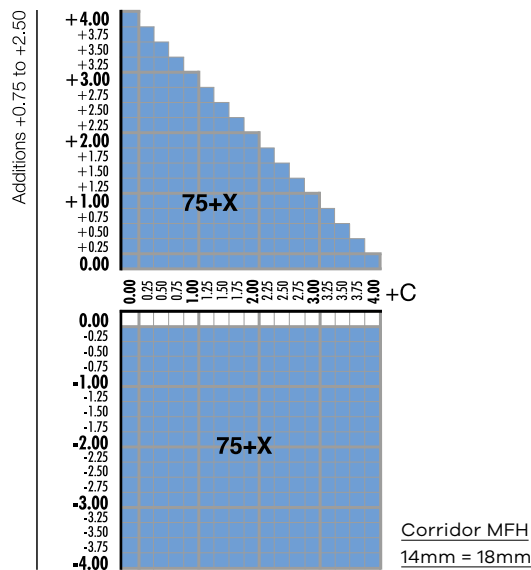
Fully Glazed (full rim only)
METS (Minimum Edge Thickness System - as standard) - FREE
Prism - Please contact Customer Services to confirm availability.

Note: 1.50 index lenses are not recommended for supra and rimless glazing. For anything other than recreational activities, 1.53 or 1.60 is recommended.

Fitting Instructions:

To personalise to frame fitting characteristics, please specify:
The pantoscopic angle / the face form angle* / the vertex distance.

* Mandatory



X = Decentration (max. 20mm)

Surfaced Range:
Minimum diameter: 52mm
Maximum diameter shown

Useful Information:

Not recommended for high impact sports.
For full Service Time Calendar see page 13.



PROGRESSIVE

INDEX: 1.50

GEOMETRY

Spherical front surface

SURFACING

Back surface Free Form

COATINGS

UV Control

Hi-Vision LongLife

Hi-Vision SUN Pro

Super Hi-Vision

Hi-Vision Aqua Concave

Hard

Mirror/Light Mirror

TINTS



Dark Brown
78% Absorption



Grey /Green
85% Absorption



Smoke Grey
83% Absorption

Please note the above colours shown are for indication purposes only, they do not represent an exact match to the final lens colour.

OTHER SERVICES

Glazing (Full rim only)

METS (Minimum Edge Thickness System - as standard) - FREE

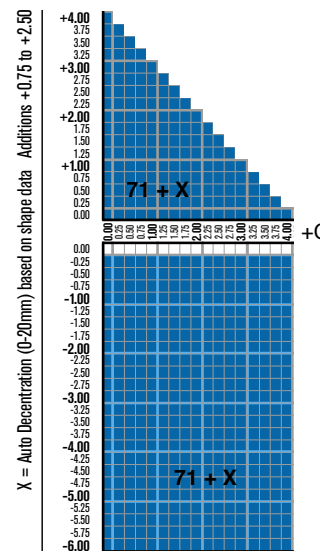
Prism available up to 3.00 prism dioptres - Higher prism may be available, please contact Customer Services for confirmation.

Fitting Instructions:

To personalise to frame fitting characteristics, please supply. The pantoscopic angle/the face from angle*/the vertex distance.

*Mandatory

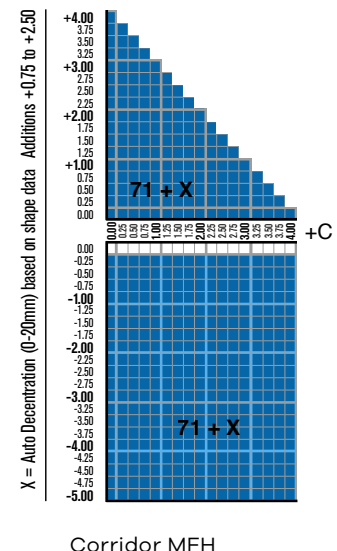
Base Curve 6



Corridor MFH
14mm = 18mm

Note 1.50 index lenses are not recommended for supra and rimless glazing. For anything other than recreational activities, 1.53 or 1.60 are recommended.

Base Curve 8



Corridor MFH
14mm = 18mm

Note 1.50 index lenses are not recommended for supra and rimless glazing. For anything other than recreational activities, 1.53 or 1.60 are recommended.

Useful Information:

Not recommended for high impact sports. For full Service Time Calendar see page 13.



INDEX: 1.60

GEOMETRY

Bi-aspheric/Atoric back surface

SURFACING

Back surface Free Form

COATINGS

UV Control

BlueControl

Hi-Vision LongLife

Hi-Vision SUN Pro (when ordered with a tint)

Super Hi-Vision

Hi-Vision Aqua

Hi-Vision Aqua Concave

Mirror/Light Mirror

TINTS

Spectrum Solid

Spectrum Gradient

Special Sphere

PHOTOCHROMIC

Sensity

Sensity Fast

Sensity Dark

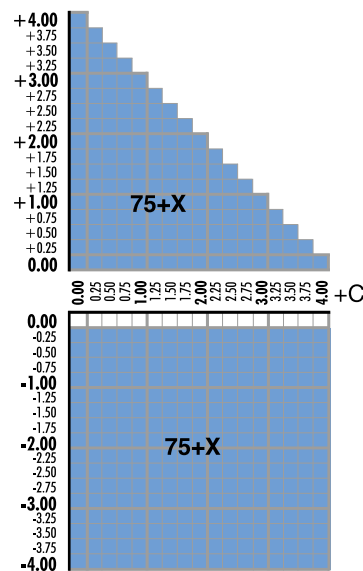
Sensity Shine

OTHER SERVICES

Fully Glazed (all frame types)

METS (Minimum Edge Thickness System - as standard) - FREE

Prism - Please contact Customer Services to confirm availability.



X = Decentration (max. 20mm)

Fitting Instructions:

To personalise to frame fitting characteristics, please specify:
The pantoscopic angle / the face form angle* / the vertex distance.

* Mandatory

Useful Information:

Not recommended for high impact sports.

For full Service Time Calendar see page 13.

GEOMETRY

Spherical front surface

SURFACING

Back surface Free Form

COATINGS

UV Control

Hi-Vision LongLife

Hi-Vision SUN Pro


Super Hi-Vision

Hi-Vision Aqua Concave

Hard

Mirror/Light Mirror

TINTS



Dark Brown
78% Absorption



Grey /Green
85% Absorption



Smoke Grey
83% Absorption

Please note the above colours shown are for indication purposes only, they do not represent an exact match to the final lens colour.

OTHER SERVICES

Glazing (Full rim only)

METS (Minimum Edge Thickness System - as standard) - FREE

Prism available up to 3.00 prism dioptres - Higher prism may be available, please contact Customer Services for confirmation.

Fitting Instructions:

To personalise to frame fitting characteristics, please supply. The pantoscopic angle/the face from angle*/the vertex distance.

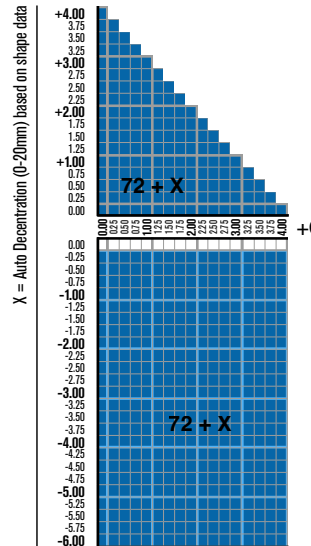
*Mandatory



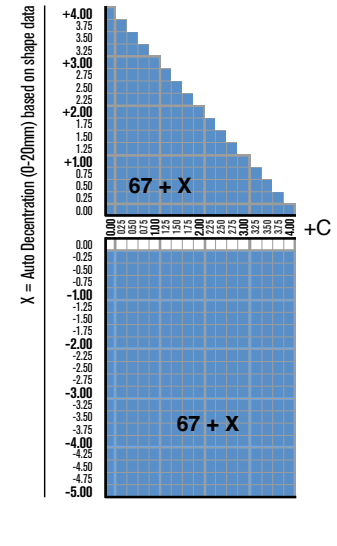
SINGLE VISION

INDEX: 1.60

Base Curve 7



Base Curve 9



Useful Information:

Not recommended for high impact sports.

For full Service Time Calendar see page 13.



INDEX: 1.53

GEOMETRY

Bi-aspheric/Atoric back surface

SURFACING

Back surface Free Form

COATINGS

UV Control

BlueControl

Hi-Vision LongLife

Hi-Vision SUN Pro (when ordered with a tint)

Super Hi-Vision

Hi-Vision Aqua

Hi-Vision Aqua Concave

Mirror

Hard (as standard)

TINTS

Spectrum Solid

Spectrum Gradient

Special Sphere

PHOTOCHROMIC

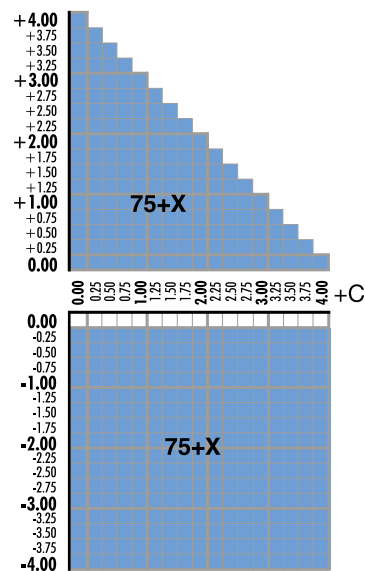
Sensity Fast

OTHER SERVICES

Fully Glazed (all frame types)

METS (Minimum Edge Thickness System - as standard) - FREE

Prism - Please contact Customer Services to confirm availability.



X = Decentration (max. 20mm)

Fitting Instructions:

To personalise to frame fitting characteristics, please specify:
The pantoscopic angle / the face form angle* / the vertex distance.

* Mandatory

Useful Information:

Not recommended for high impact sports.

For full Service Time Calendar see page 13.



SINGLE VISION

INDEX: 1.53

GEOMETRY

Spherical front surface

SURFACING

Back surface Free Form

COATINGS

UV Control

Hi-Vision LongLife

Hi-Vision SUN Pro


Super Hi-Vision

Hi-Vision Aqua Concave

Hard

Mirror/Light Mirror

TINTS



Dark Brown 78% Absorption Smoke Grey 83% Absorption

Please note the above colours shown are for indication purposes only, they do not represent an exact match to the final lens colour.

OTHER SERVICES

Glazing (Full rim only)

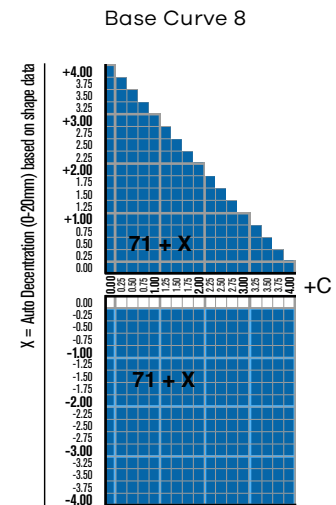
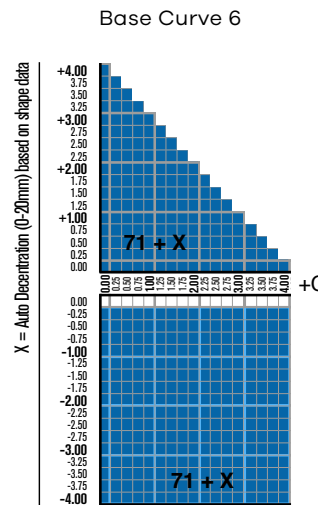
METS (Minimum Edge Thickness System - as standard) - FREE

Prism available up to 3.00 prism dioptres - Higher prism may be available, please contact Customer Services for confirmation.

Fitting Instructions:

To personalise to frame fitting characteristics, please supply. The pantoscopic angle/the face from angle*/the vertex distance.

*Mandatory



Useful Information:

Not recommended for high impact sports.

For full Service Time Calendar see page 13.



INDEX: 1.50

GEOMETRY

Bi-aspheric/Atoric back surface

SURFACING

Back surface Free Form

COATINGS

UV Control

BlueControl

Hi-Vision LongLife

Hi-Vision SUN Pro (when ordered with a tint)

Super Hi-Vision

Hi-Vision Aqua

Hi-Vision Aqua Concave

Mirror/Light Mirror

Hard (as standard)

UV Block 385nm

TINTS

Spectrum Solid

Spectrum Gradient

Special Sphere

PHOTOCHROMIC

Sensity

Sensity Fast

Sensity Dark

Sensity Shine

OTHER SERVICES

Fully Glazed (full rim only)

METS (Minimum Edge Thickness System - as standard) - FREE

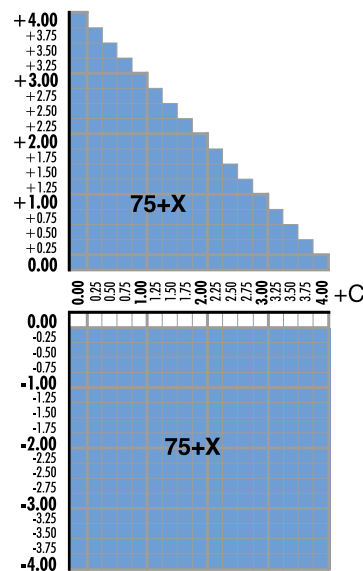
Prism - Please contact Customer Services to confirm availability.

Note: 1.50 index lenses are not recommended for supra and rimless glazing.
For anything other than recreational activities, 1.53 or 1.60 is recommended.

Fitting Instructions:

To personalise to frame fitting characteristics, please specify:
The pantoscopic angle / the face form angle* / the vertex distance.

* Mandatory



X = Decentration (max. 20mm)

Useful Information:

Not recommended for high impact sports.

For full Service Time Calendar see page 13.



SINGLE VISION

INDEX: 1.50

GEOMETRY

Spherical front surface

SURFACING

Back surface Free Form

COATINGS

UV Control

Hi-Vision LongLife

Hi-Vision SUN Pro


Super Hi-Vision

Hi-Vision Aqua Concave

Hard

Mirror/Light Mirror

TINTS



Dark Brown
78% Absorption



Grey /Green
85% Absorption



Smoke Grey
83% Absorption

Please note the above colours shown are for indication purposes only, they do not represent an exact match to the final lens colour.

OTHER SERVICES

Glazing (Full rim only)

METS (Minimum Edge Thickness System - as standard) - FREE

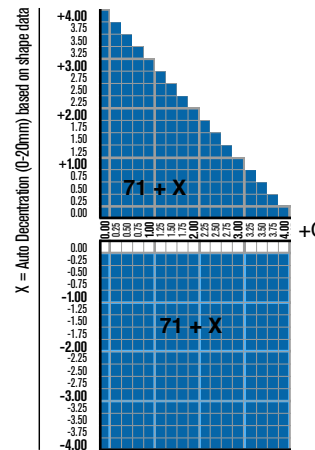
Prism available up to 3.00 prism dioptres - Higher prism may be available, please contact Customer Services for confirmation.

Fitting Instructions:

To personalise to frame fitting characteristics, please supply. The pantoscopic angle/the face from angle*/the vertex distance.

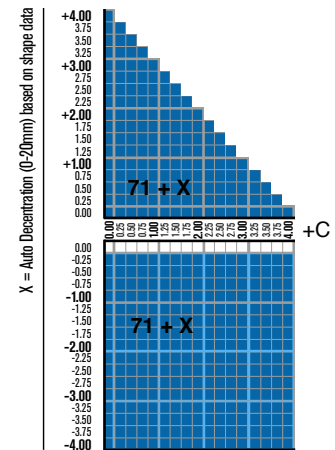
*Mandatory

Base Curve 6



Note 1.50 index lenses are not recommended for supra and rimless glazing. For anything other than recreational activities, 1.53 or 1.60 are recommended.

Base Curve 8



Note 1.50 index lenses are not recommended for supra and rimless glazing. For anything other than recreational activities, 1.53 or 1.60 are recommended.

Useful Information:

Not recommended for high impact sports.

For full Service Time Calendar see page 13.



ENROUTE

ENROUTE PRO

ENROUTE LITE

Availability

- P223** EnRoute Pro Progressive 1.67
- P224** EnRoute Pro Progressive 1.60
- P225** EnRoute Progressive 1.67
- P226** EnRoute Lite Progressive 1.67
- P227** EnRoute Pro Progressive 1.60
- P228** EnRoute Lite Progressive 1.60
- P229** EnRoute Pro Single Vision 1.67
- P230** EnRoute Pro Single Vision 1.60
- P231** EnRoute Single Vision 1.67
- P232** EnRoute Lite Single Vision 1.67
- P233** EnRoute Single Vision 1.60
- P234** EnRoute Lite Single Vision 1.60

ENROUTE

ENROUTE PRO

ENROUTE LITE

Features

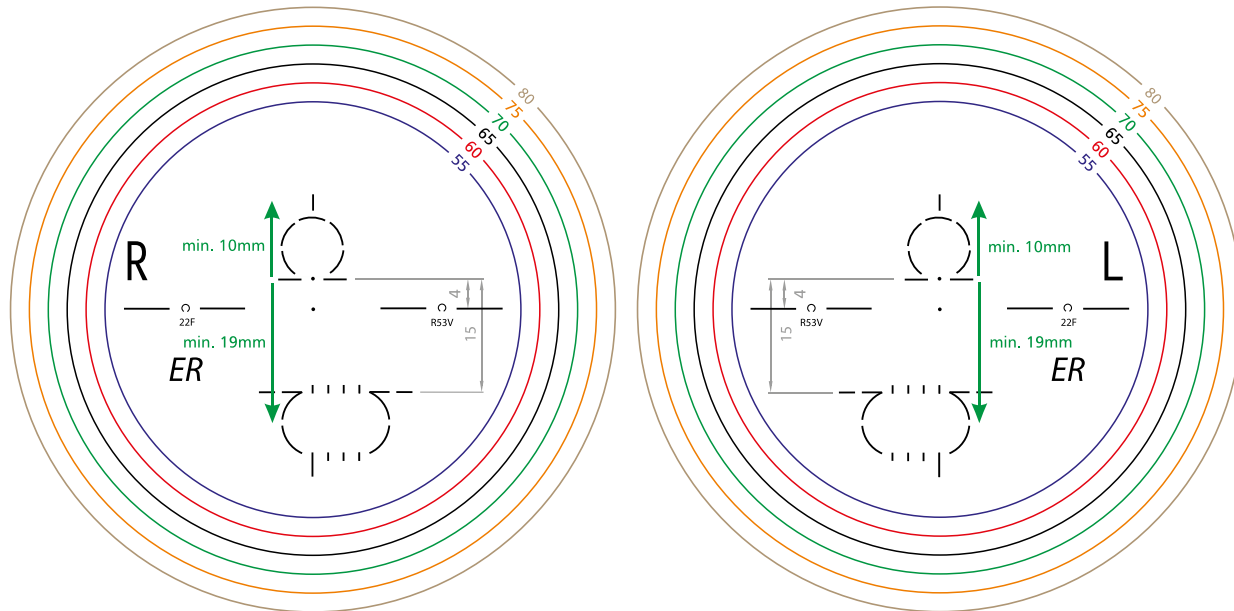
- Dedicated lens design optimised for driving
- Reduced glare and reflections from oncoming traffic and streetlights
- Better contrast and brightness experience while driving in low light conditions

EnRoute Pro lenses are designed specifically for motorists, minimising the stress on the visual system, providing a more comfortable driving experience. Combining a premium single vision or progressive lens design with a specially developed Glare Filter and contrast-enhancing filter.

Features

- Specially developed Glare Filter for significant reduction of reflections and uncomfortable glare from oncoming traffic
- Improved contrast and brightness perception in low-light conditions, fog and rain
- Integrated Double Surface Design for the sharpest vision in the far distance, at the dash board and in mirrors and easier switching between the distances*
- Balanced View Control for stable image perception in dynamic driving situations*
- Dedicated lens design optimised for driving, with optional individual wearing parameters
- High-definition, contrast-enhancing filter for the ultimate road experience

* EnRoute Pro Progressive



RP53V : EnRoute Pro 1.60

RP55V : EnRoute Pro 1.67

R53V : EnRoute 1.60

R55V : EnRoute 1.67

22F = Front Add. 2.25
22B = Back Add. 2.25
22W = Worn Add. 2.25

GEOMETRY Spheric/Atoric back surface

SURFACING Back surface Free Form

COATINGS

Glare Filter

Contrast Enhancing Filter

OTHER SERVICES

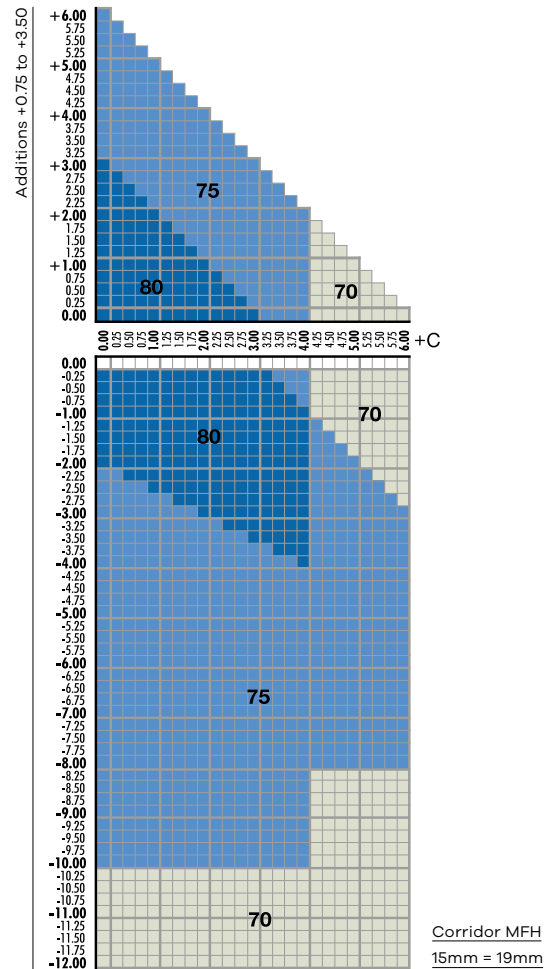
Remote Edging (all frame types)

Cut and Drill (rimless)

Fully Glazed (all frame types)

METS (Minimum Edge Thickness System - as standard)

Prism - Available up to 5.00 diopters - Higher prism may be available, please contact Customer Services for confirmation.



Fitting Instructions:

For full personalisation please order with monocular C.D.'s/P.D.'s, eye point heights, pantoscopic and face form angles.

Additionally, depending on the distance to dashboard, please order with the amended addition.

Order specifying the distance to dashboard and amended addition for this distance.

NOT THE USUAL ADDITION FOR READING AT 40CM

Higher addition available for Px's requiring full near vision but normal reading addition and reading working distance should be specified in these cases.

Please note that the standard distance to dashboard is 60cm.

Useful Information:

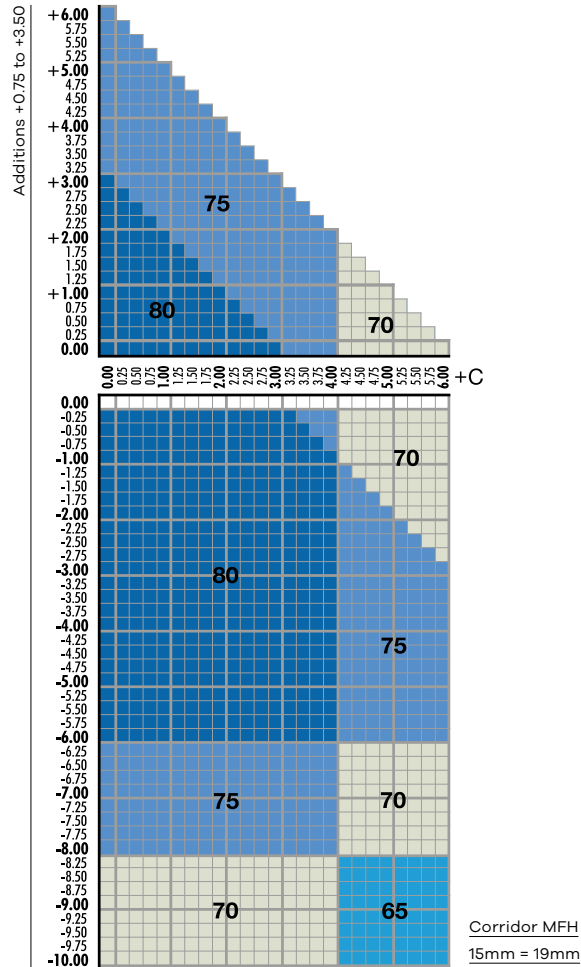
For full Service Time Calendar see page 13.

INDEX: 1.60

GEOMETRY	Spheric/Atoric back surface
SURFACING	Back surface Free Form

COATINGS
Glare Filter
Contrast Enhancing Filter

OTHER SERVICES
Remote Edging (all frame types)
Cut and Drill (rimless)
Fully Glazed (all frame types)
METS (Minimum Edge Thickness System - as standard)
Prism - Available up to 5.00 diopters - Higher prism may be available, please contact Customer Services for confirmation.



Fitting Instructions:

For full personalisation please order with monocular C.D.'s/P.D.'s, eye point heights, pantoscopic and face form angles.

Additionally, depending on the distance to dashboard, please order with the amended addition.

Order specifying the distance to dashboard and amended addition for this distance.

NOT THE USUAL ADDITION FOR READING AT 40CM

Higher addition available for Px's requiring full near vision but normal reading addition and reading working distance should be specified in these cases.

Please note that the standard distance to dashboard is 60cm.

Useful Information:

For full Service Time Calendar see page 13.

GEOMETRY Spheric/Atoric back surface

SURFACING Back surface Free Form

COATINGS

Glare Filter

OTHER SERVICES

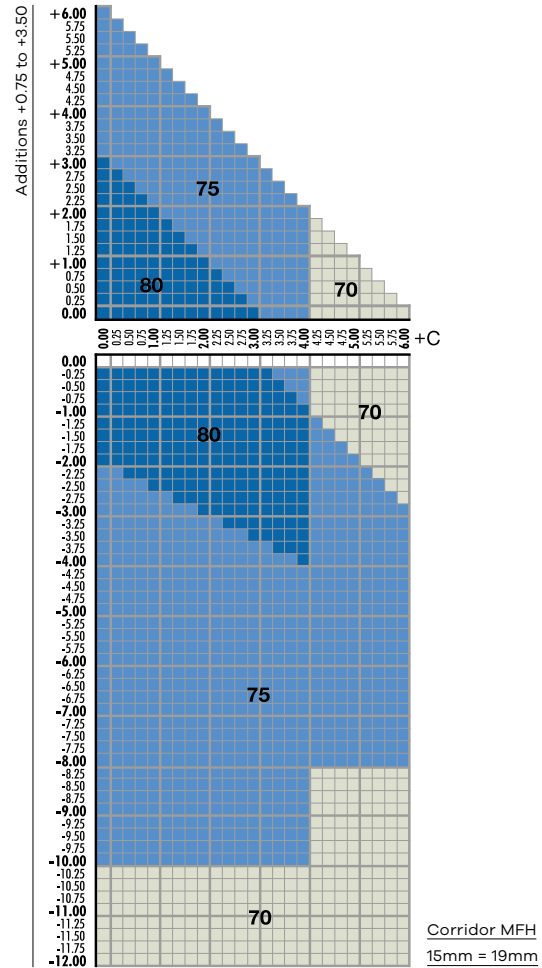
Remote Edging (all frame types)

Cut and Drill (rimless)

Fully Glazed (all frame types)

METS (Minimum Edge Thickness System - as standard)

Prism - Available up to 5.00 diopters - Higher prism may be available, please contact Customer Services for confirmation.



Fitting Instructions:

Measure monocular C.D.'s/P.D.'s and eye point heights.

Useful Information:

For full Service Time Calendar see page 13.



INDEX: 1.67

GEOMETRY ▶ Spheric/Atoric back surface

SURFACING ▶ Back surface Free Form

COATINGS

Glare Filter

Photochromic

Sensity Dark

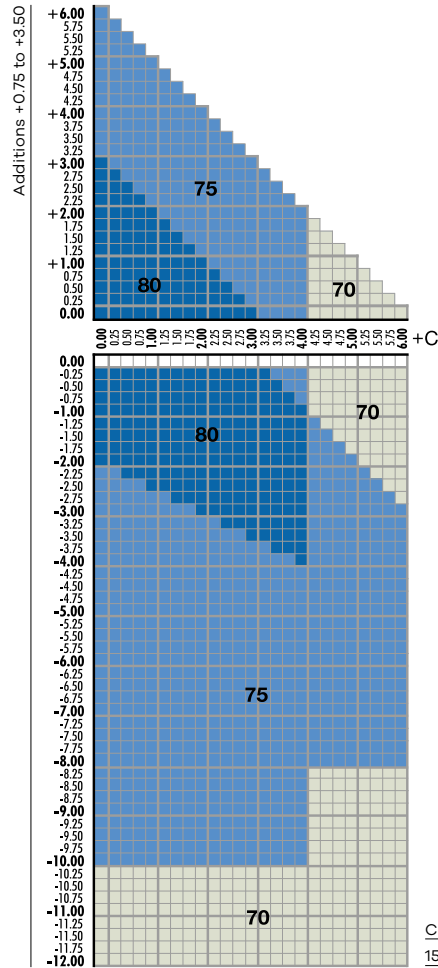
OTHER SERVICES

Remote Edging (all frame types)

Glazing (rimless)

METS (Minimum Edge Thickness System - as standard)

Prism - Available up to 5.00 diopters - Higher prism may be available, please contact Customer Services for confirmation.



Fitting Instructions:

Measure monocular C.D.'s/P.D.'s and eye point heights.

Useful Information:

For full Service Time Calendar see page 13.

Please note this version of EnRoute does not have the usual UV420 property

GEOMETRY Spheric/Atoric back surface

SURFACING Back surface Free Form

COATINGS

Glare Filter

OTHER SERVICES

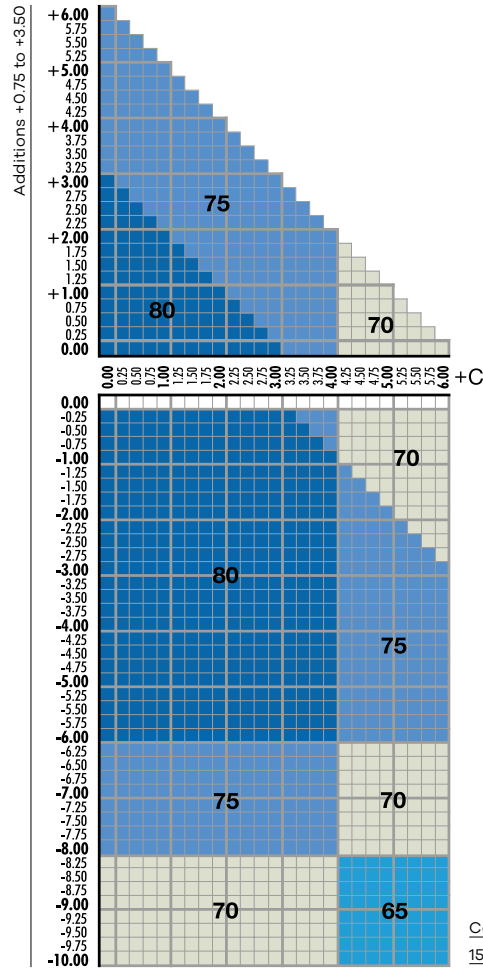
Remote Edging (all frame types)

Cut and Drill (rimless)

Fully Glazed (all frame types)

METS (Minimum Edge Thickness System - as standard)

Prism - Available up to 5.00 diopters - Higher prism may be available, please contact Customer Services for confirmation.



Fitting Instructions:

Measure monocular C.D.'s/P.D.'s and eye point heights.

Useful Information:

For full Service Time Calendar see page 13.



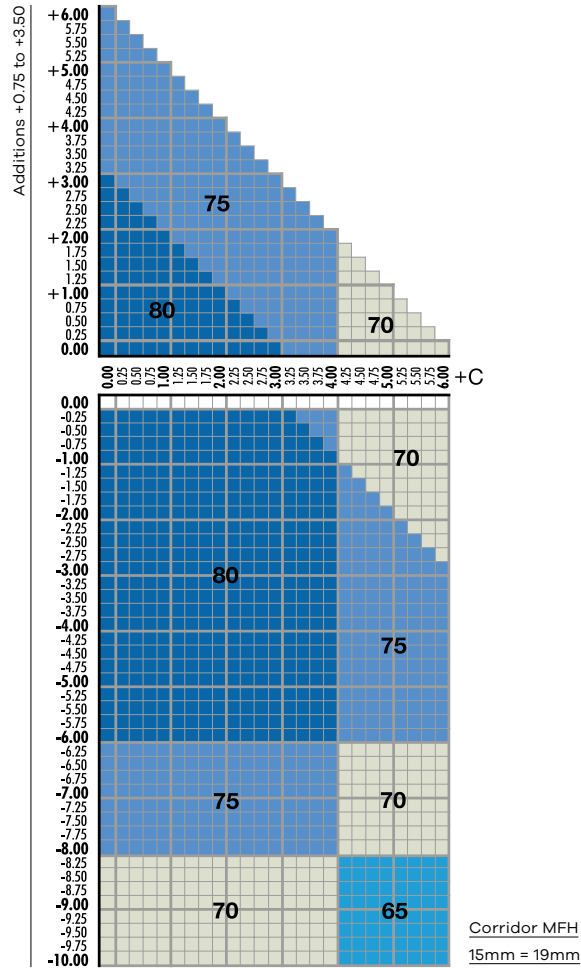
INDEX: 1.60

GEOMETRY	Spheric/Atoric back surface
SURFACING	Back surface Free Form

COATINGS
Glare Filter

Photochromic
Sensity Dark

OTHER SERVICES
Remote Edging (all frame types)
Glazing (rimless)
METS (Minimum Edge Thickness System - as standard)
Prism - Available up to 5.00 diopters - Higher prism may be available, please contact Customer Services for confirmation.



Fitting Instructions:

Measure monocular C.D.'s/P.D.'s and eye point heights.

Useful Information:

For full Service Time Calendar see page 13.

Please note this version of EnRoute does not have the usual UV420 property

GEOMETRY Spheric/Atoric back surface

SURFACING Back surface Free Form

COATINGS

Glare Filter

Contrast Enhancing Filter

OTHER SERVICES

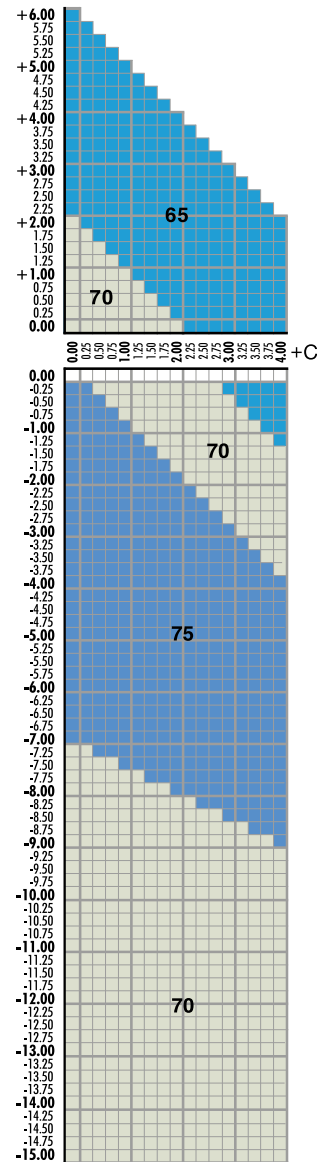
Remote Edging (all frame types)

Cut and Drill (rimless)

Fully Glazed (all frame types)

METS (Minimum Edge Thickness System - as standard)

Prism - Available up to 5.00 diopters - Higher prism may be available, please contact Customer Services for confirmation.



Fitting Instructions:

Fit as aspheric lenses - lower heights by 1mm for every 2 degrees of pantoscopic tilt.

Useful Information:

For full Service Time Calendar see page 13.

GEOMETRY

Spheric/Atoric back surface

SURFACING

Back surface Free Form

COATINGS

Glare Filter

Contrast Enhancing Filter

OTHER SERVICES

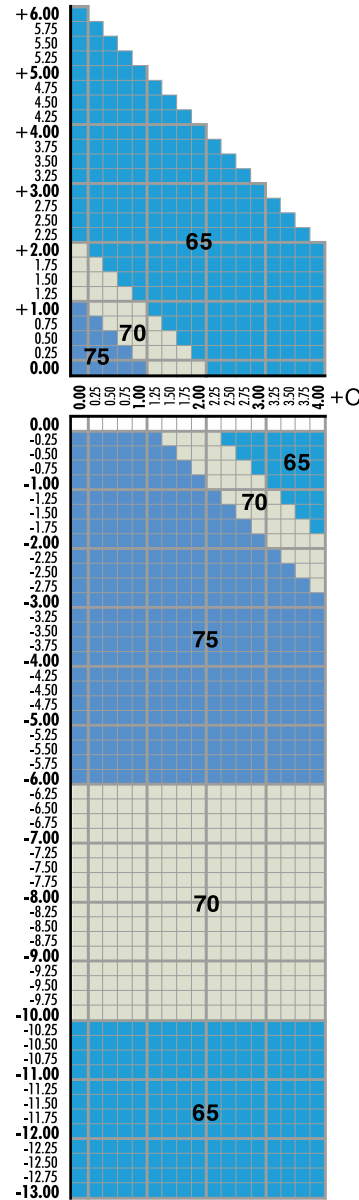
Remote Edging (all frame types)

Cut and Drill (rimless)

Fully Glazed (all frame types)

METS (Minimum Edge Thickness System - as standard)

Prism - Available up to 5.00 diopters - Higher prism may be available, please contact Customer Services for confirmation.



Fitting Instructions:

Fit as aspheric lenses - lower heights by 1mm for every 2 degrees of pantoscopic tilt.

Useful Information:

For full Service Time Calendar see page 13.

GEOMETRY Spheric/Atoric back surface

SURFACING Back surface Free Form

COATINGS

Glare Filter

OTHER SERVICES

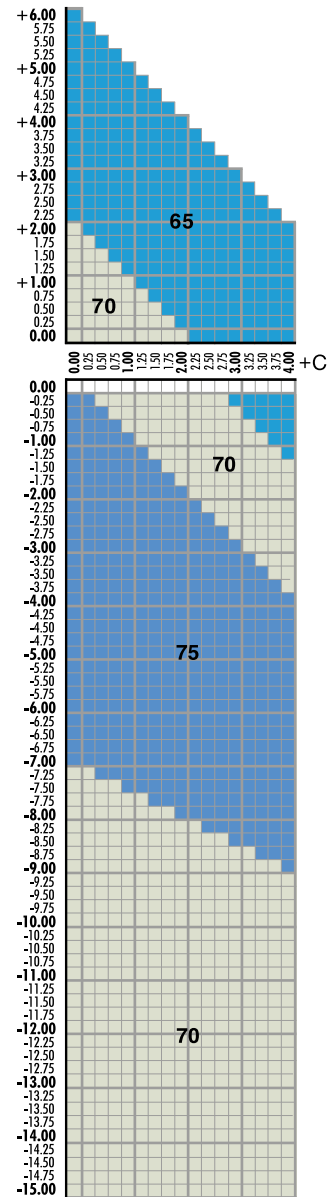
Remote Edging (all frame types)

Cut and Drill (rimless)

Fully Glazed (all frame types)

METS (Minimum Edge Thickness System - as standard)

Prism - Available up to 5.00 diopters - Higher prism may be available, please contact Customer Services for confirmation.



Fitting Instructions:

Fit as aspheric lenses - lower heights by 1mm for every 2 degrees of pantoscopic tilt.

Useful Information:

For full Service Time Calendar see page 13.



INDEX: 1.67

GEOMETRY ▶ Spheric/Atoric back surface

SURFACING ▶ Back surface Free Form

COATINGS

Glare Filter

Photochromic

Sensity Dark

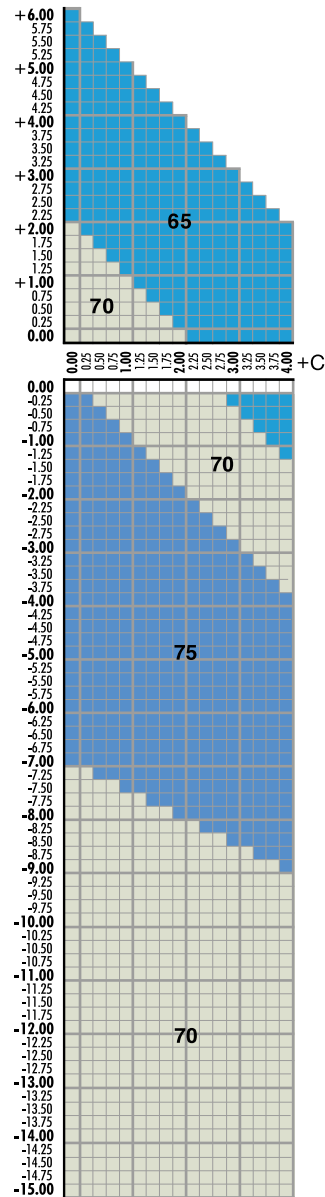
OTHER SERVICES

Remote Edging (all frame types)

Glazing (rimless)

METS (Minimum Edge Thickness System - as standard)

Prism - Available up to 5.00 diopters - Higher prism may be available, please contact Customer Services for confirmation.



Useful Information:

For full Service Time Calendar see page 13.

Please note this version of EnRoute does not have the usual UV420 property

Fitting Instructions:

Fit as aspheric lenses - lower heights by 1mm for every 2 degrees of pantoscopic tilt.

GEOMETRY Spheric/Atoric back surface

SURFACING Back surface Free Form

COATINGS

Glare Filter

OTHER SERVICES

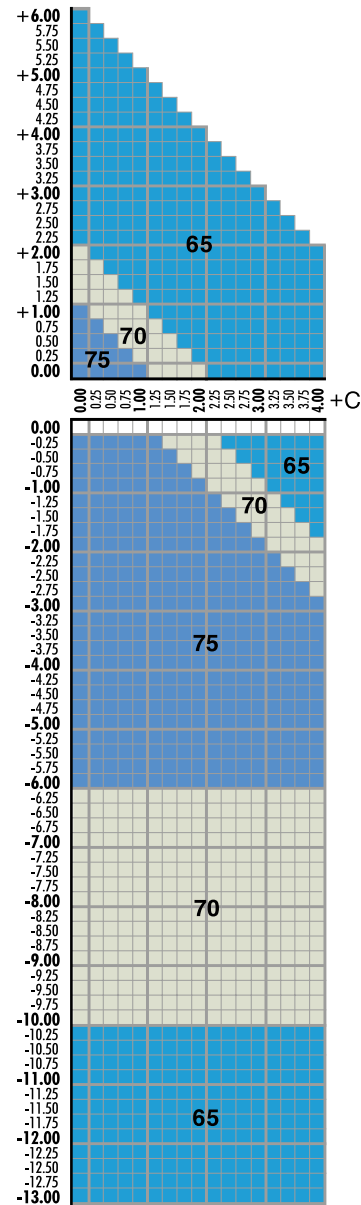
Remote Edging (all frame types)

Cut and Drill (rimless)

Fully Glazed (all frame types)

METS (Minimum Edge Thickness System - as standard)

Prism - Available up to 5.00 diopters - Higher prism may be available, please contact Customer Services for confirmation.



Fitting Instructions:

Fit as aspheric lenses - lower heights by 1mm for every 2 degrees of pantoscopic tilt.

Useful Information:

For full Service Time Calendar see page 13.



INDEX: 1.60

GEOMETRY

Spheric/Atoric back surface

SURFACING

Back surface Free Form

COATINGS

Glare Filter

Photochromic

Sensity Dark

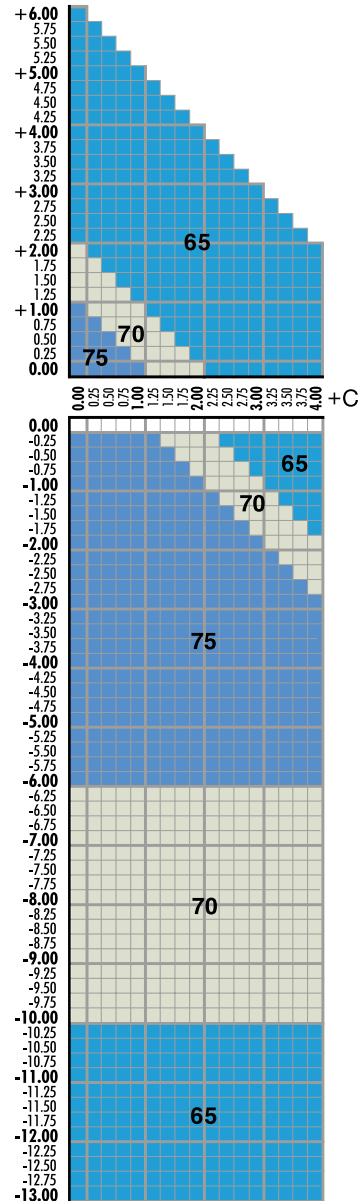
OTHER SERVICES

Remote Edging (all frame types)

Glazing (rimless)

METS (Minimum Edge Thickness System - as standard)

Prism - Available up to 5.00 diopters - Higher prism may be available, please contact Customer Services for confirmation.



Useful Information:

For full Service Time Calendar see page 13.

Please note this version of EnRoute does not have the usual UV420 property

Fitting Instructions:

Fit as aspheric lenses - lower heights by 1mm for every 2 degrees of pantoscopic tilt.



NULUX

SEAMLESS ASPHERIC

Availability

P237 Nulux Seamless Aspheric 1.50

Blended Aspheric

NULUX

SEAMLESS ASPHERIC

Features

- Ideal for aphakic patients
 - Reduced eye magnification
 - Wide fields of vision
-

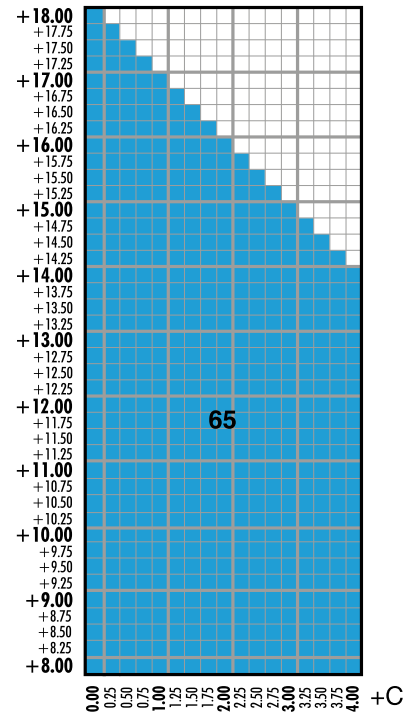
GEOMETRY	Aspheric
SURFACING	Conventional back surface

COATINGS
UV Control
BlueControl
Hi-Vision LongLife
Super Hi-Vision
Hi-Vision Aqua
Hard (as standard)
UV Block 385nm/400nm

TINTS
Spectrum Solid
Spectrum Gradient
Special Sphere

OTHER SERVICES
Glazing (full rim)
Prism - Please contact Customer Services to confirm availability.

Note: 1.50 index lenses are not recommended for supra and rimless glazing.



Surfaced Range:
 Minimum diameter: 52mm
 Maximum diameter shown

Fitting Instructions:

Use monocular C.D.'s/P.D.'s
 Measure vertical heights and lower by 1mm for every 2 degrees of pantoscopic tilt.

Useful Information:

Due to aspherised front surface, check using a small aperture focimeter rest.
 Recommended UV Block for aphakic patients.
 For full Service Time Calendar see page 13.



HOYA
FOR THE VISIONARIES

Bifocal

Bifocal

CONTENTS

Bifocal

Standard



C28 TrueForm	243-244
S28 TrueForm	245

Basic



C28	249-250
S28	251-252
R28	253
S35	254
Executive	255
S728	256



Standard

C 28

TRUEFORM

S 28

TRUEFORM

Availability

P243 C28 TrueForm 1.60

P244 C28 TrueForm 1.50

P245 S28 TrueForm 1.50



C 28

TRUEFORM

S 28

TRUEFORM

Features

Bifocal lenses are for presbyopes who need corrective lenses for distance vision as well as for reading. HOYA recommends a progressive design for achieving perfect vision for all distances, however, we can also offer a wide range of bifocal alternatives. TrueForm technology optimises the lenses for wider fields of vision.

C28 - a bifocal design with a wide, curve-top reading seg of 28mm

S28 - a bifocal design with a wide, flat-top reading seg of 28mm



Conventional aspheric
surface front

Point by point
surfacing on back

With TrueForm Technology HOYA applies Free Form principles, precision calculation and surfacing to our proven designs.

By aberration correction along each line of sight, the visual performance of the lens can be optimised pixel perfect for each individual prescription.

GEOMETRY Spheric/Atoric back surface

SURFACING Back surface Free Form

COATINGS

UV Control

BlueControl

Hi-Vision LongLife

Super Hi-Vision

Hi-Vision Aqua Concave

Hi-Vision Aqua

TINTS

Spectrum Solid

Special Sphere

OTHER SERVICES

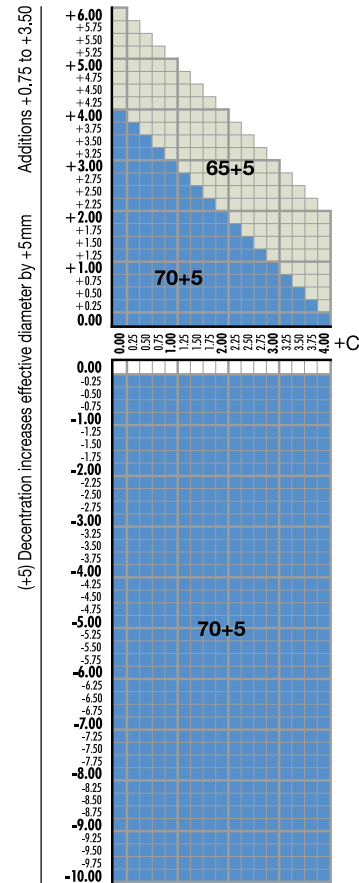
Remote Edging (all frame types)

Cut and Drill (rimless)

Fully Glazed (all frame types)

METS (Minimum Edge Thickness System)

Prism Available up to 3.00 diopters - Higher prism may be available, please contact Customer Services for confirmation.



Surfaced Range:
Minimum diameter: 52mm
Maximum diameter shown

Useful Information:

For full Service Time Calendar see page 13.

INDEX: 1.50

C 28

TRUEFORM

SENSITY



GEOMETRY

Spheric/Atoric back surface

SURFACING

Back surface Free Form

COATINGS

UV Control

BlueControl

Hi-Vision LongLife

Super Hi-Vision

Hi-Vision Aqua Concave

Hi-Vision Aqua

Hard (as standard)

UV Block 385nm/UV Block 400nm

TINTS

Spectrum Solid

Special Sphere

PHOTOCHROMIC

Sensity*

OTHER SERVICES

Remote Edging (full rim and supra)

Glazing (full rim and supra)

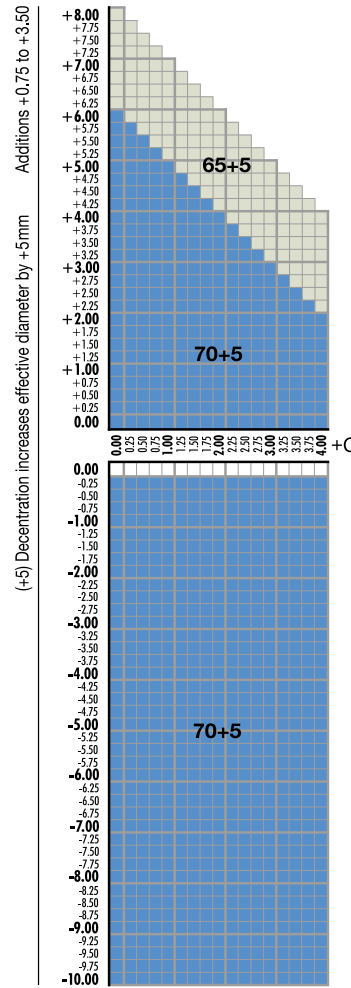
METS (Minimum Edge Thickness System)

Prism Available up to 3.00 diopters - Higher prism may be available, please contact Customer Services for confirmation.

Note: 1.50 index lenses are not recommended for supra and rimless glazing.

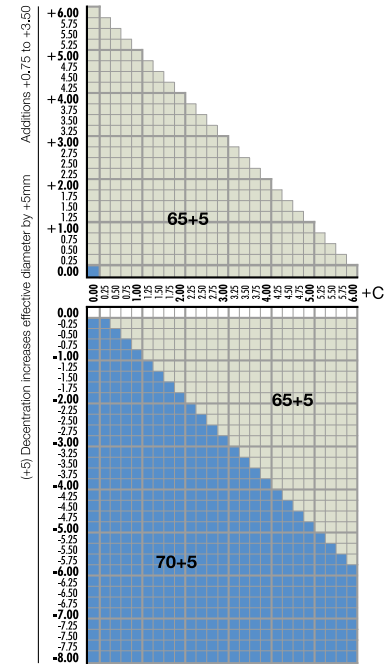
* Available in Brown and Grey only.

Clear



Surfaced Range:
Minimum diameter: 52mm
Maximum diameter shown

Sensity Available in Brown and Grey only



Surfaced Range:
Minimum diameter: 52mm
Maximum diameter shown

Useful Information:

For full Service Time Calendar see page 13.



SENSITY

S 28

TRUEFORM

INDEX: 1.50

GEOMETRY Spheric/Atoric back surface

SURFACING Back surface Free Form

COATINGS

- UV Control
- BlueControl
- Hi-Vision LongLife
- Super Hi-Vision
- Hi-Vision Aqua Concave
- Hi-Vision Aqua
- Hard (as standard)
- UV Block 385nm/UV Block 400nm

TINTS

- Spectrum Solid
- Special Sphere

PHOTOCHROMIC

Sensity*

OTHER SERVICES

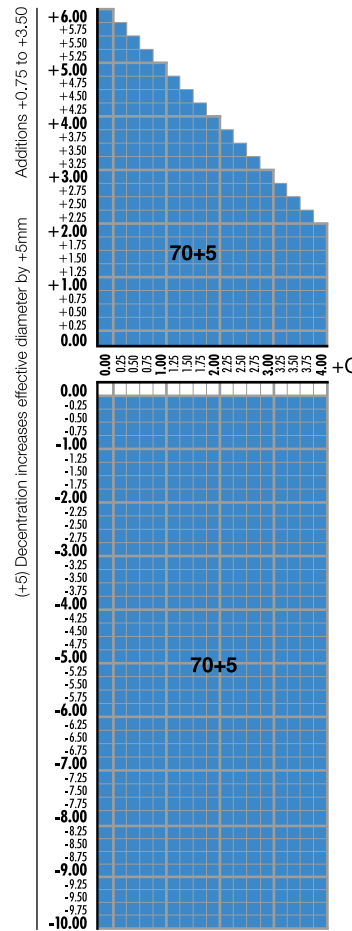
- Remote Edging (full rim and supra)
- Glazing (full rim and supra)
- METS (Minimum Edge Thickness System)
- Prism Available up to 3.00 diopters - Higher prism may be available, please contact Customer Services for confirmation.

Note: 1.50 index lenses are not recommended for supra and rimless glazing.

* Available in Brown and Grey only.

Clear

Sensity
Available in Brown and Grey only



Surfaced Range:
Minimum diameter: 52mm
Maximum diameter shown

Surfaced Range:
Minimum diameter: 52mm
Maximum diameter shown

Useful Information:

For full Service Time Calendar see page 13.



Availability

- P249** C28 1.60
- P250** C28 1.50
- P251** S28 1.53
- P252** S28 1.50
- P253** R28 1.50
- P254** S35 1.50
- P255** Executive 1.50
- P256** S728 Trifocal 1.50

C 28

Features

- Bifocal lenses are for presbyopes who need corrective lenses for distance vision as well as for reading. HOYA recommends a progressive design for achieving perfect vision for all distances, however, we can also offer a wide range of bifocal alternatives.
-

S 28

R 28

EXECUTIVE

S 728

GEOMETRY

Spheric

SURFACING

Conventional back surface

COATINGS

UV Control

BlueControl

Hi-Vision LongLife

Super Hi-Vision

Hi-Vision Aqua Concave

Hi-Vision Aqua (as standard)

TINTS

Spectrum Solid

Special Sphere

OTHER SERVICES

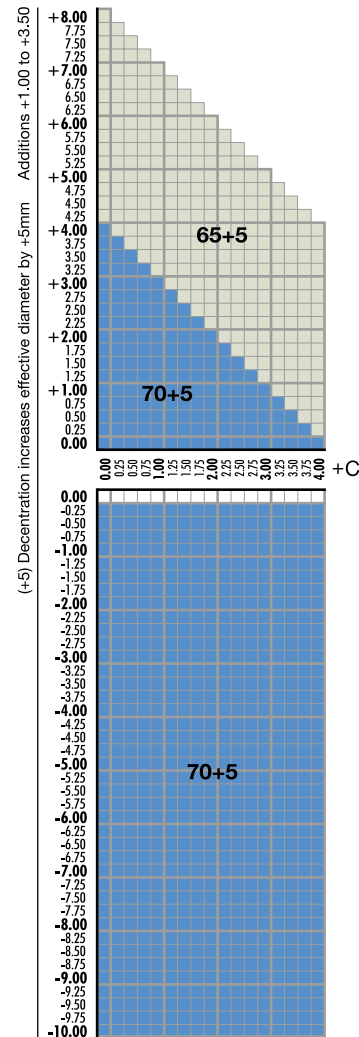
Remote Edging (all frame types)

Cut and Drill (rimless)

Fully Glazed (all frame types)

METS (Minimum Edge Thickness System)

Prism - Please contact Customer Services to confirm availability.



Surfaced Range:
 Minimum diameter: 52mm
 Maximum diameter shown

Useful Information:

For full Service Time Calendar see page 13.



GEOMETRY

Spheric

SURFACING

Conventional back surface

COATINGS

UV Control

BlueControl

Hi-Vision LongLife

Super Hi-Vision

Hi-Vision Aqua

Hi-Vision Aqua Concave

Hard

Uncoated

UV Block 385nm/UV Block 400nm

TINTS

Spectrum Solid

Special Sphere

PHOTOCHROMIC

Sensity*

OTHER SERVICES

Remote Edging (full rim and supra)

Glazing (full rim and supra)

METS (Minimum Edge Thickness System)

Prism - Please contact Customer Services to confirm availability.

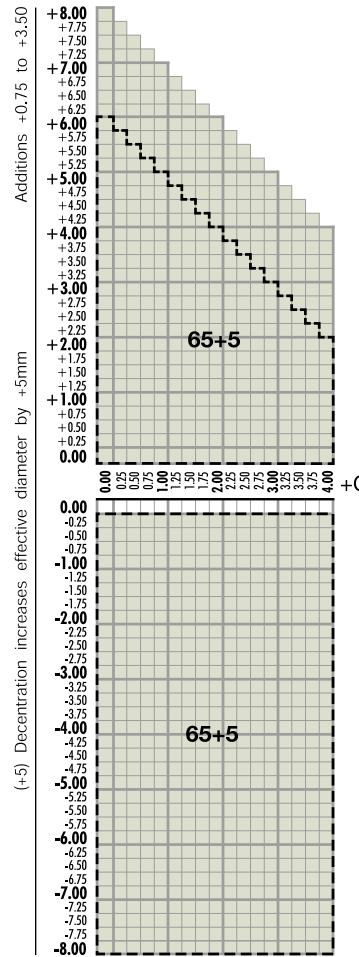
Note: 1.50 index lenses are not recommended for supra and rimless glazing.

• Available in Brown and Grey only. Please note that Sensity is available with a minimum of Hard Coat.


Useful Information:

For full Service Time Calendar see page 13.

Clear

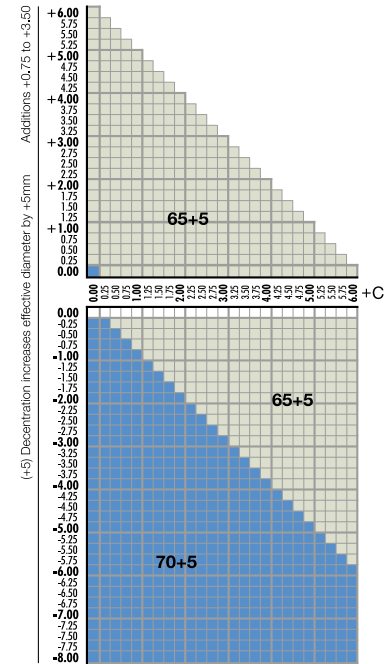


Surfaced Range:
Minimum diameter: 52mm
Maximum diameter shown

 Optional 70+5 & 75+5mm

*UVControl available with 65+5 only

Sensity Grey and Brown only



Surfaced Range:
Minimum diameter: 52mm
Maximum diameter shown

GEOMETRY

Spheric

SURFACING

Conventional back surface

COATINGS

UV Control

BlueControl

Hi-Vision LongLife

Super Hi-Vision

Hi-Vision Aqua

Hard (as standard)

TINTS

Spectrum Solid

Special Sphere

OTHER SERVICES

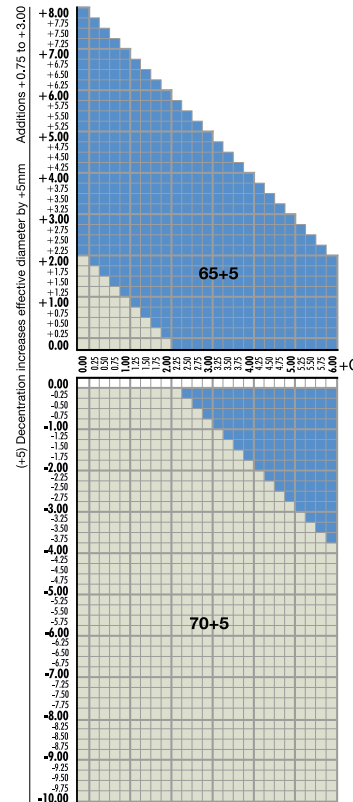
Remote Edging (all frame types)

Cut and Drill (rimless)

Fully Glazed (all frame types)

METS (Minimum Edge Thickness System)

Prism - Please contact Customer Services to confirm availability.



Surfaced Range:
Minimum diameter: 52mm
Maximum diameter shown

Useful Information:

For full Service Time Calendar see page 13.



GEOMETRY

Spheric

SURFACING

Conventional back surface

COATINGS

UV Control

BlueControl

Hi-Vision LongLife

Super Hi-Vision

Hi-Vision Aqua

Hi-Vision Aqua Concave

Hard

Uncoated

UV Block 385nm/UV Block 400nm

TINTS

Spectrum Solid

Special Sphere

PHOTOCHROMIC

Sensity*

OTHER SERVICES

Remote Edging (full rim and supra)

Glazing (full rim and supra)

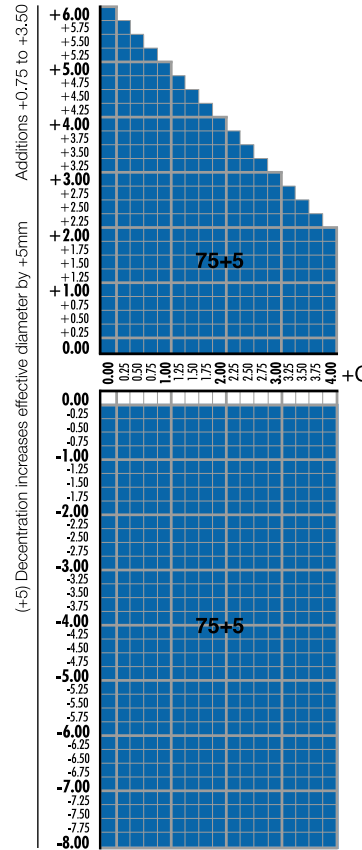
METS (Minimum Edge Thickness System)

Prism - Please contact Customer Services to confirm availability.

Note: 1.50 index lenses are not recommended for supra and rimless glazing.

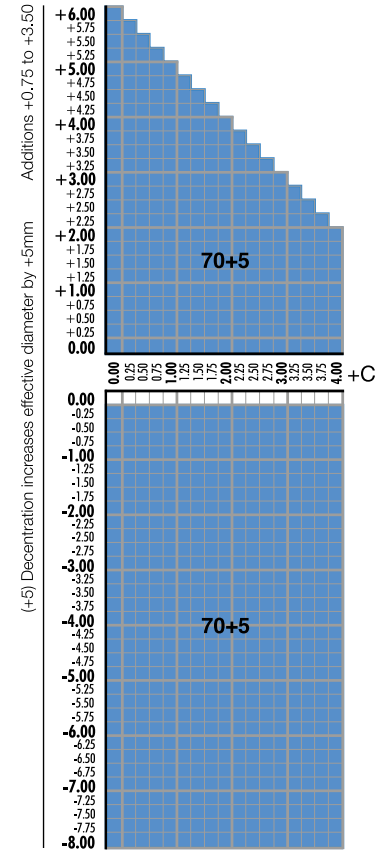
- Available in Brown and Grey only. Please note that Sensity is available with a minimum of Hard Coat.

Clear



Surfaced Range:
Minimum diameter: 52mm
Maximum diameter shown

Sensity Grey and Brown only



Surfaced Range:
Minimum diameter: 52mm
Maximum diameter shown

Useful Information:

For full Service Time Calendar see page 13.

GEOMETRY

Spheric

SURFACING

Conventional back surface

COATINGS

UV Control

BlueControl

Hi-Vision LongLife

Super Hi-Vision

Hi-Vision Aqua Concave

Hi-Vision Aqua

Hard

Uncoated

UV Block 385nm/UV Block 400nm

TINTS

Spectrum Solid

Special Sphere

OTHER SERVICES

Remote Edging (full rim and supra)

Glazing (full rim and supra)

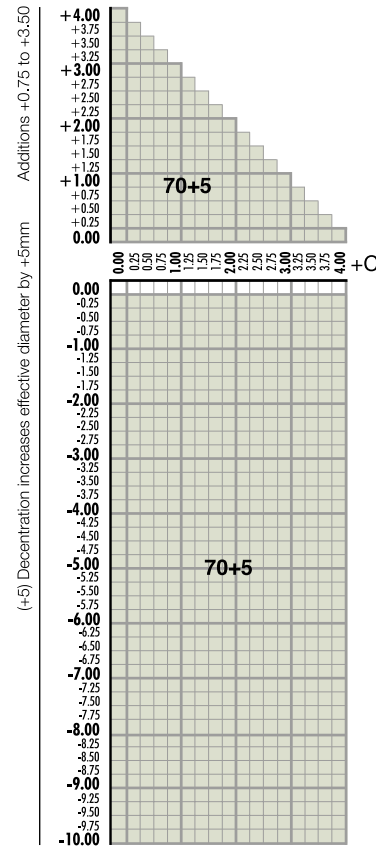
METS (Minimum Edge Thickness System)

Prism - Please contact Customer Services to confirm availability.

Note: 1.50 index lenses are not recommended for supra and rimless glazing.

Useful Information:

For full Service Time Calendar see page 13.



Surfaced Range:
Minimum diameter: 52mm
Maximum diameter shown

GEOMETRY

Spheric

SURFACING

Conventional back surface

COATINGS

UV Control

BlueControl

Hi-Vision LongLife

Super Hi-Vision

Hi-Vision Aqua

Hard

Uncoated

UV Block 385nm/UV Block 400nm

TINTS

Spectrum Solid

Special Sphere

OTHER SERVICES

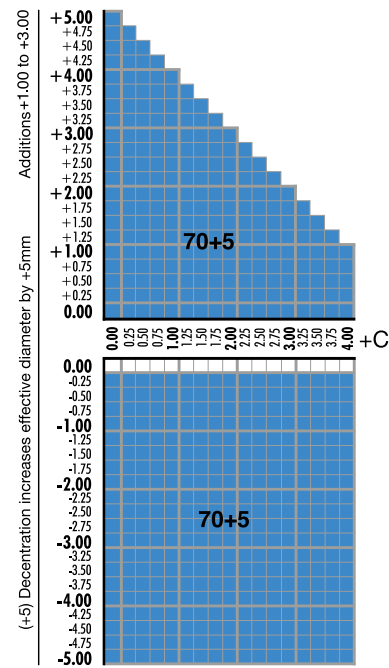
Remote Edging (full rim and supra)

Glazing (full rim and supra)

METS (Minimum Edge Thickness System)

Prism - Please contact Customer Services to confirm availability.

Note: 1.50 index lenses are not recommended for supra and rimless glazing.



Surfaced Range:
Minimum diameter: 52mm
Maximum diameter shown

Useful Information:

For full Service Time Calendar see page 13.

GEOMETRY

Spheric

SURFACING

Conventional back surface

COATINGS

BlueControl

Hi-Vision LongLife

Super Hi-Vision

Hi Vision Aqua Concave

Hi-Vision Aqua

Hard

Uncoated

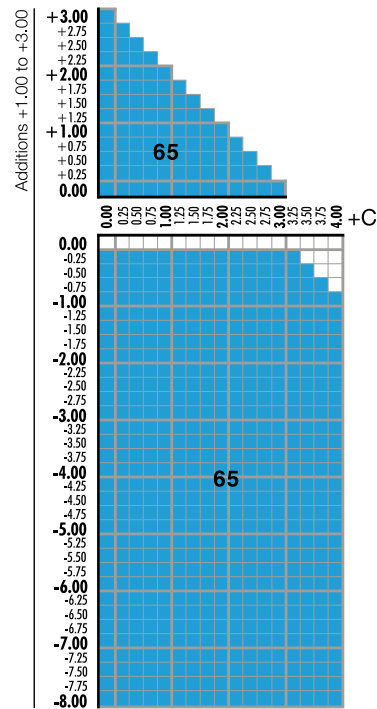
OTHER SERVICES

Glazing (full rim and supra)

METS (Minimum Edge Thickness System)

Prism - Please contact Customer Services to confirm availability.

Note: 1.50 index lenses are not recommended for supra and rimless glazing.



Surfaced Range:
Minimum diameter: 52mm
Maximum diameter shown

Useful Information:

For full Service Time Calendar see page 13.

INDEX: 1.50

GEOMETRY

Spheric

SURFACING

Conventional back surface

COATINGS

UV Control

BlueControl

Hi-Vision LongLife

Super Hi-Vision

Hi-Vision Aqua Concave

Hi-Vision Aqua

Hard

Uncoated

UV Block 385nm/UV Block 400nm

TINTS

Spectrum Solid (Maximum 20% Abs.)

Special Sphere

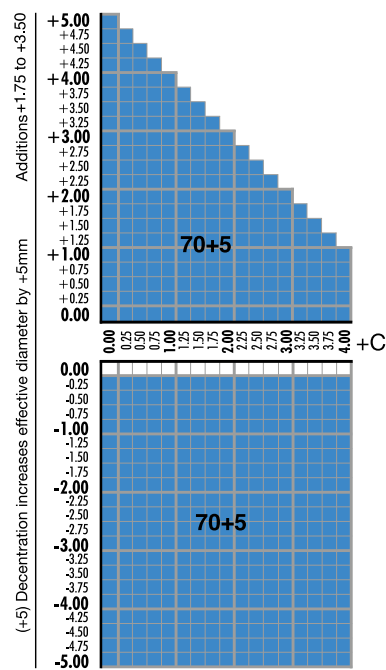
OTHER SERVICES

Glazing (full rim and supra)

METS (Minimum Edge Thickness System)

Prism - Please contact Customer Services to confirm availability.

Note: 1.50 index lenses are not recommended for supra and rimless glazing.



Surfaced Range:
Minimum diameter: 52mm
Maximum diameter shown

Useful Information:

Intermediate area is 50% of addition power.

For full Service Time Calendar see page 13.



HOYA
FOR THE VISIONARIES

Glass

Glass

CONTENTS

Glass

Progressive



Summit Pro LHI	260
Summit Pro LHI-2	261
Summit Pro	262
Summit CD	263-264
Amplitude	265

Bifocal



C28 LHI-2	274
C28	275
C25	276

Single Vision



THI 1.90	268
THI-2 1.81	269
LHI 1.70	270
LHI-2 1.60	271
Glass 1.52	272



Availability

- P260** Summit Pro LHI 1.70
- P261** Summit Pro LHI-2 1.60
- P262** Summit Pro 1.52
- P263** Summit CD THI-2 1.81
- P264** Summit CD LHI-2 1.60
- P265** Amplitude 1.52

INDEX: 1.70

SUMMIT PRO

LHI

GEOMETRY

Aspheric

SURFACING

Conventional back surface

COATINGS

Glass Multicoat (as standard)

TINTS

Spectrum Glass

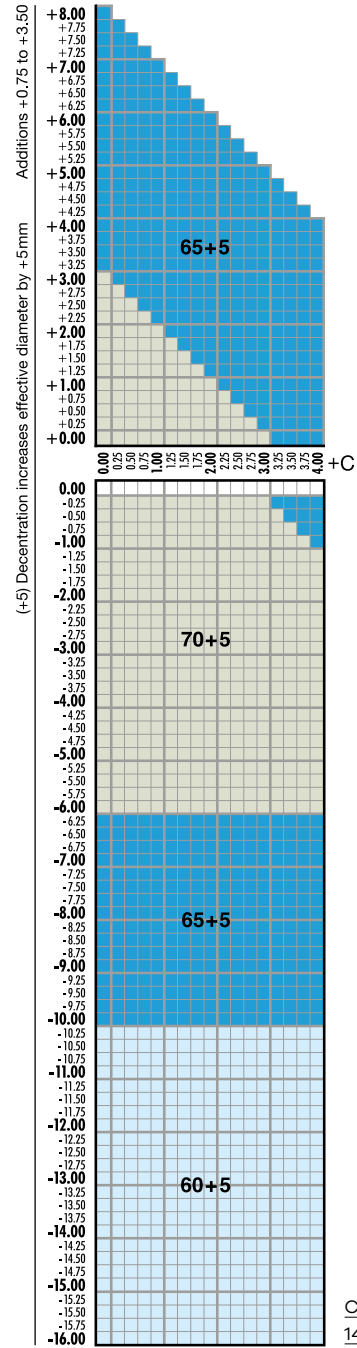
OTHER SERVICES

Remote Edging (full rim)

Glazing (full rim)

METS (Minimum Edge Thickness System)

Prism - Available up to 4.00 diopters - Higher prism may be available, please contact Customer Services for confirmation.



Corridor MFH
14mm = 18mm

Surfaced Range:
Minimum diameter: 52mm
Maximum diameter shown

Useful Information:

For full Service Time Calendar see page 13.

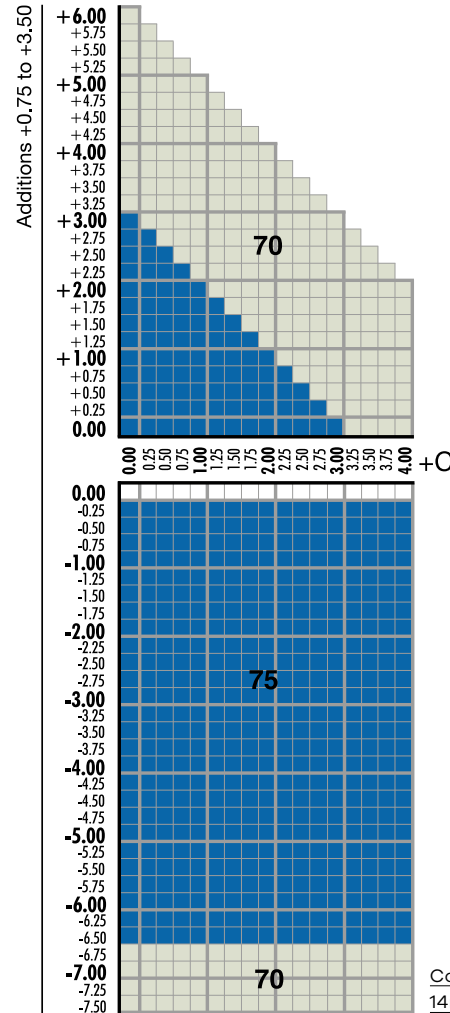
GEOMETRY	Aspheric
SURFACING	Conventional back surface

COATINGS	Glass Multicoat (as standard)
----------	-------------------------------

TINTS	Spectrum Glass
-------	----------------

PHOTOCHROMIC	Brown SBX-2
	Grey SGX-2

OTHER SERVICES	Remote Edging (full rim)
	Glazing (full rim)
	METS (Minimum Edge Thickness System)
	Prism - Available up to 4.00 diopters - Higher prism may be available, please contact Customer Services for confirmation.



Corridor MFH
14mm = 18mm

Surfaced Range:
Minimum diameter: 52mm
Maximum diameter shown

Useful Information:

For full Service Time Calendar see page 13.

* 10%, 15% and 25% Abs. only.

Photochromic: At 25 C lenses will change to approximately 70% Abs.
At their clearest at approx. 18% Abs.

SUMMIT PRO

INDEX: 1.52

GEOMETRY

Aspheric

SURFACING

Conventional back surface

COATINGS

Glass Multicoat (as standard)

TINTS

Spectrum Glass

PHOTOCHROMIC

Brown SBX

Grey SGX

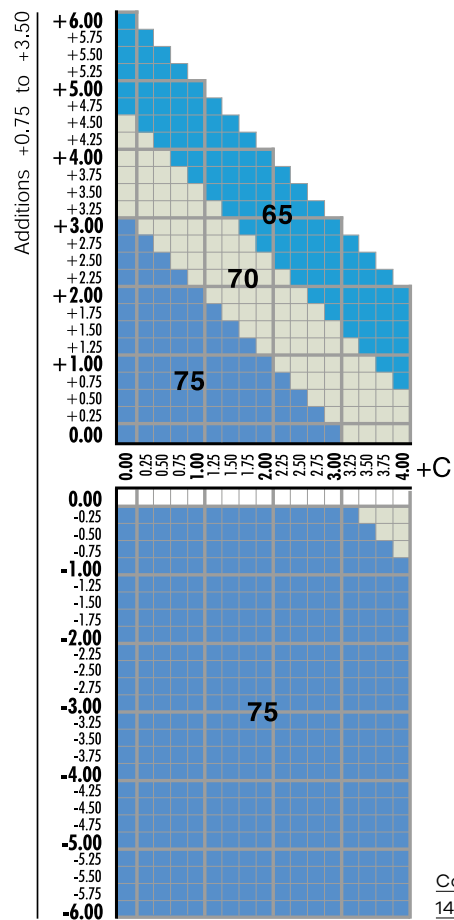
OTHER SERVICES

Remote Edging (full rim)

Glazing (full rim)

METS (Minimum Edge Thickness System)

Prism - Available up to 4.00 diopters - Higher prism may be available, please contact Customer Services for confirmation.



Surfaced Range:
Minimum diameter: 52mm
Maximum diameter shown

Useful Information:

For full Service Time Calendar see page 13.

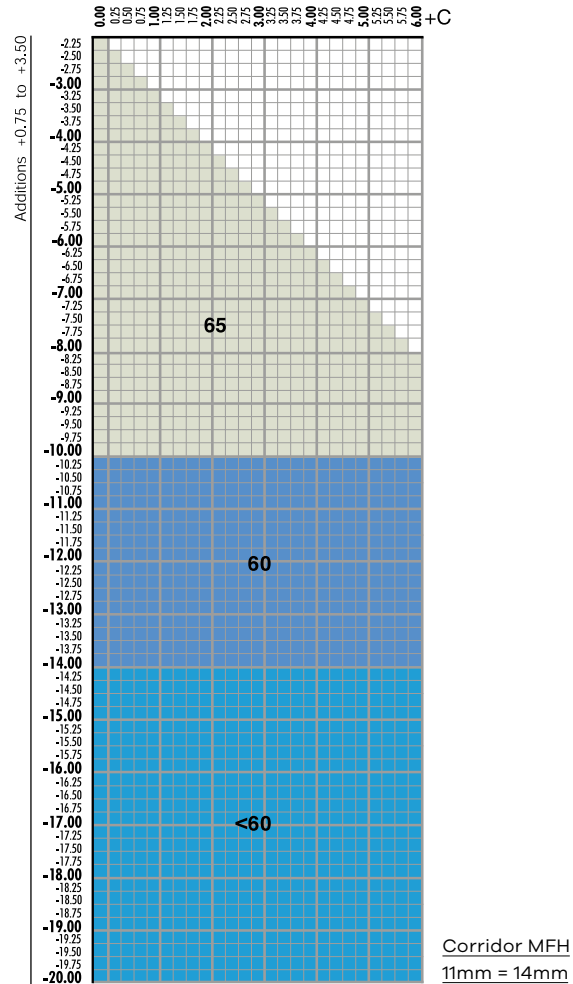
* 10%, 15% and 25% Abs. only.

GEOMETRY	Aspheric
SURFACING	Conventional back surface

COATINGS	Glass Multicoat (as standard)
----------	-------------------------------

TINTS	Spectrum Glass
-------	----------------

OTHER SERVICES	Remote Edging (full rim)
	Glazing (full rim)
	METS (Minimum Edge Thickness System)
	Prism - Available up to 4.00 diopters - Higher prism may be available, please contact Customer Services for confirmation.



Surfaced Range:
 Minimum diameter: 52mm
 Maximum diameter shown

Useful Information:

For full Service Time Calendar see page 13.

GEOMETRY

Aspheric

SURFACING

Conventional back surface

COATINGS

Glass Multicoat (as standard)

TINTS

Spectrum Glass*

PHOTOCHROMIC

Brown SBX-2

Grey SGX-2

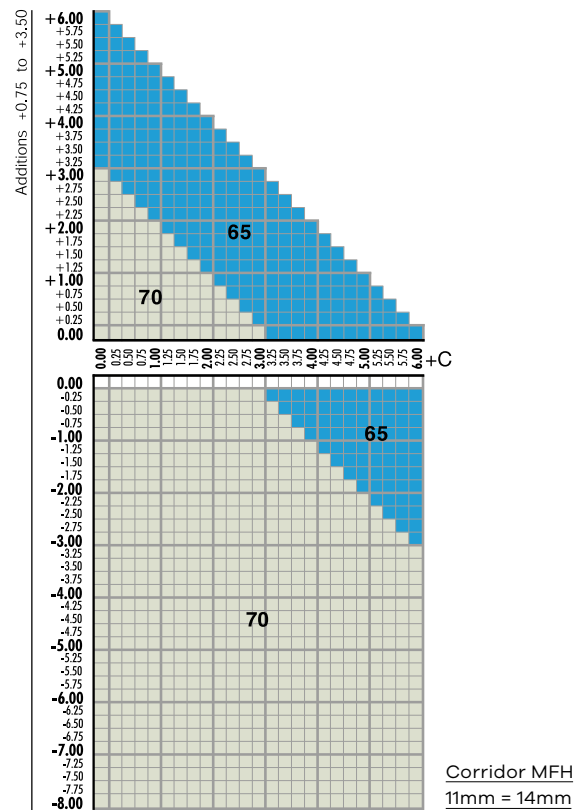
OTHER SERVICES

Remote Edging (full rim)

Glazing (full rim)

METS (Minimum Edge Thickness System)

Prism - Available up to 4.00 diopters - Higher prism may be available, please contact Customer Services for confirmation.



Surfaced Range:
Minimum diameter: 52mm
Maximum diameter shown

Useful Information:

For full Service Time Calendar see page 13.

* 10%, 15% and 25% Abs. only.

Photochromic: At 25 C lenses will change to approximately 70% Abs.
At their clearest at approx. 18% Abs.

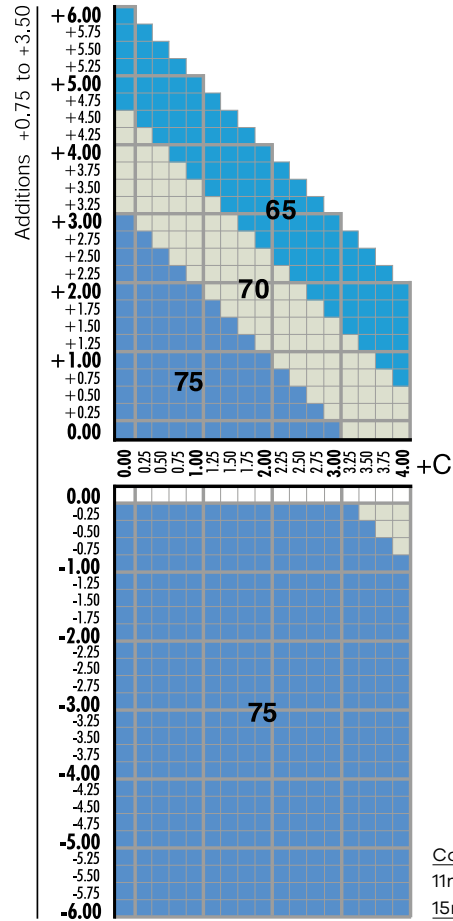
GEOMETRY	Aspheric
SURFACING	Conventional back surface

COATINGS	
Glass Multicoat (as standard)	
Uncoated	

TINTS	
Spectrum Glass*	

PHOTOCHROMIC	
Brown SBX	
Grey SGX	

OTHER SERVICES	
Remote Edging (full rim)	
Glazing (full rim)	
METS (Minimum Edge Thickness System)	
Prism - Available up to 4.00 diopters - Higher prism may be available, please contact Customer Services for confirmation.	



Corridor MFH
11mm = 14mm
15mm = 19mm

Surfaced Range:
Minimum diameter: 52mm
Maximum diameter shown

Useful Information:

For full Service Time Calendar see page 13.

* 10%, 15% and 25% Abs. only.



Single Vision

Availability

P268 THI 1.90

P269 THI-2 1.81

P270 LHI 1.70

P271 LHI-2 1.60

P272 Glass 1.52

INDEX: 1.90

THI

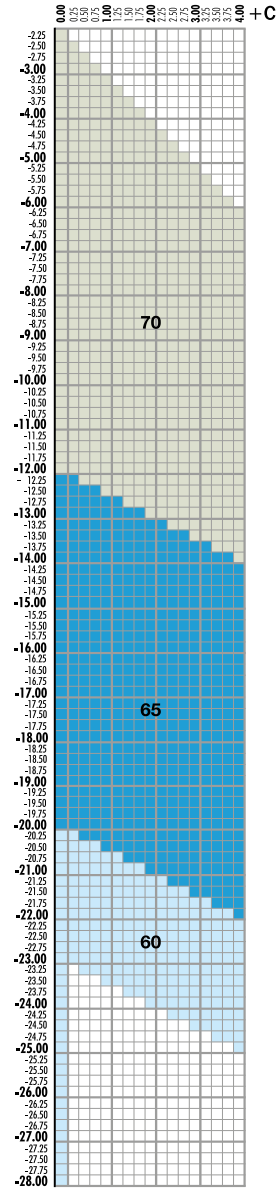
1.90

GEOMETRY Spheric
SURFACING Conventional back surface

COATINGS
Glass Multicoat (as standard)

TINTS
Spectrum Glass

OTHER SERVICES
Remote Edging (full rim)
Glazing (full rim)
METS (Minimum Edge Thickness System)
Prism - Please contact Customer Services to confirm availability.



Surfaced Range:
Minimum diameter: 52mm
Maximum diameter shown

Useful Information:

For full Service Time Calendar see page 13.

GEOMETRY

Spheric

SURFACING

Conventional back surface

COATINGS

Glass Multicoat (as standard)

TINTS

Spectrum Glass

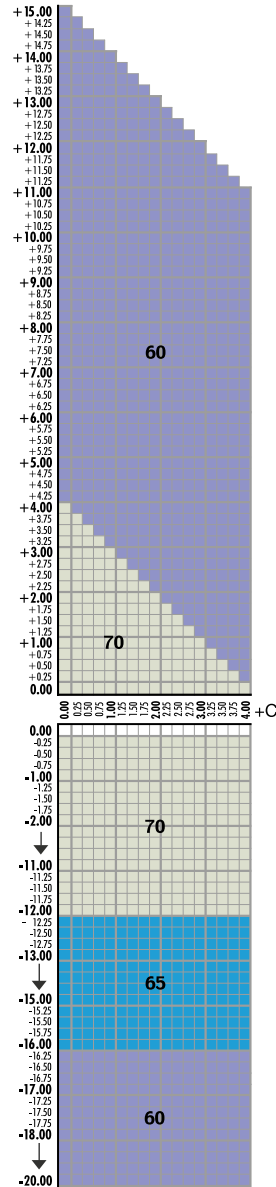
OTHER SERVICES

Remote Edging (full rim)

Glazing (full rim)

METS (Minimum Edge Thickness System)

Prism - Please contact Customer Services to confirm availability.



Surfaced Range:
Minimum diameter: 52mm
Maximum diameter shown

Useful Information:

For full Service Time Calendar see page 13.

INDEX: 1.70

LHI

1.70

GEOMETRY

Spheric

SURFACING

Conventional back surface

COATINGS

Glass Multicoat (as standard)

TINTS

Spectrum Glass

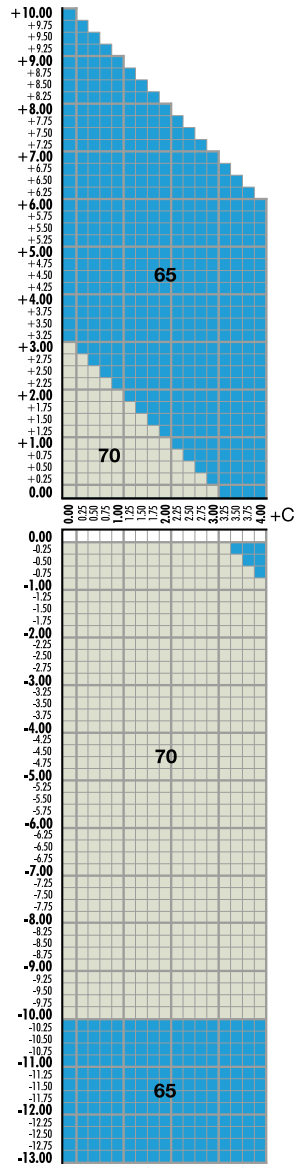
OTHER SERVICES

Remote Edging (full rim)

Glazing (full rim)

METS (Minimum Edge Thickness System)

Prism - Please contact Customer Services to confirm availability.

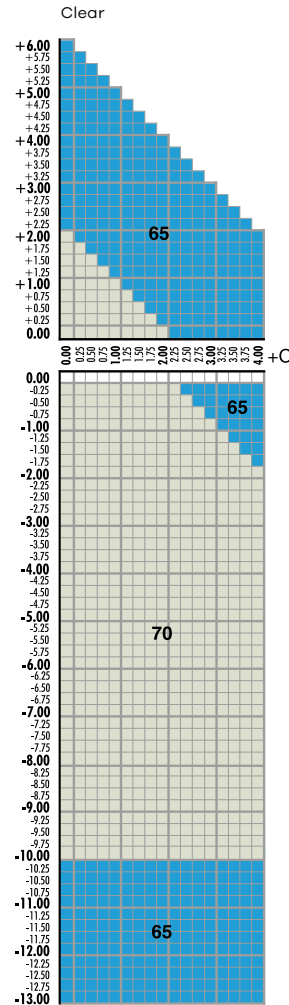


Surfaced Range:
Minimum diameter: 52mm
Maximum diameter shown

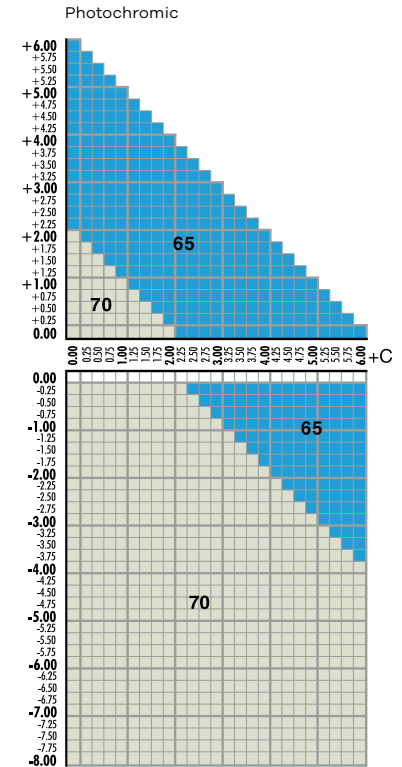
Useful Information:

For full Service Time Calendar see page 13.

GEOMETRY	Spheric
SURFACING	Conventional back surface
COATINGS	
Glass Multicoat (as standard)	
TINTS	
Spectrum Glass*	
PHOTOCHROMIC	
Brown SBX-2	
Grey SGX-2	
OTHER SERVICES	
Remote Edging (full rim)	
Glazing (full rim)	
METS (Minimum Edge Thickness System)	
Prism - Please contact Customer Services to confirm availability.	



Surfaced:
Minimum diameter: 52mm
Maximum diameter shown



Surfaced Range:
Minimum diameter: 52mm
Maximum diameter shown

Useful Information:

For full Service Time Calendar see page 13.

* 10%, 15% and 25% Abs. only.

Photochromic: At 25 C lenses will change to approximately 70% Abs.
At their clearest at approx. 18% Abs.

SINGLE VISION



INDEX: 1.52

1.52

GEOMETRY

Spheric

SURFACING

Conventional back surface

COATINGS

Glass Multicoat (anti-reflection coating)

Uncoated

TINTS

Spectrum Glass*

PHOTOCHROMIC

Brown SBX-2

Grey SGX-2

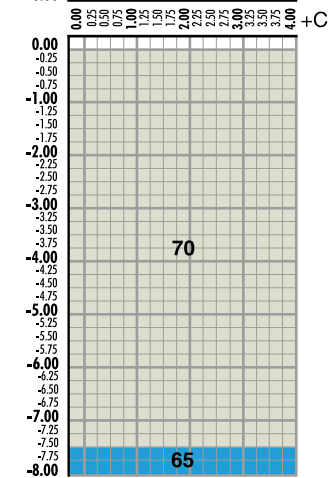
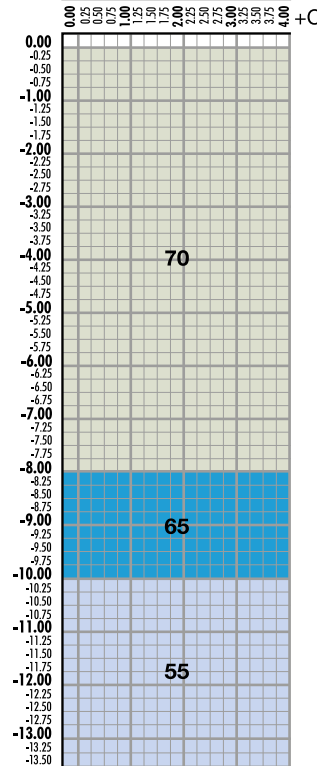
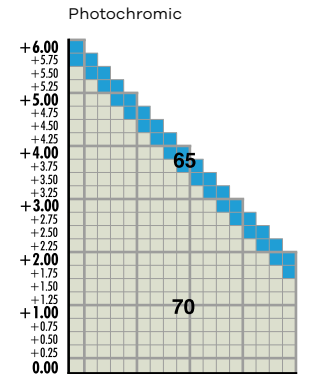
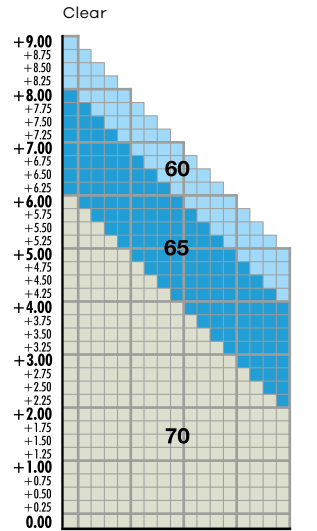
OTHER SERVICES

Remote Edging (full rim)

Glazing (full rim)

METS (Minimum Edge Thickness System)

Prism - Please contact Customer Services to confirm availability.



Surfaced Range:
Minimum diameter: 52mm
Maximum diameter shown

Surfaced Range:
Minimum diameter: 52mm
Maximum diameter shown

Useful Information:

For full Service Time Calendar see page 13..



Availability

P274 C28 LHI-2 1.60

P275 C28 1.52

P276 C25 1.52

GEOMETRY

Spheric

SURFACING

Conventional back surface

COATINGS

Glass Multicoat (as standard)

TINTS

Spectrum Glass

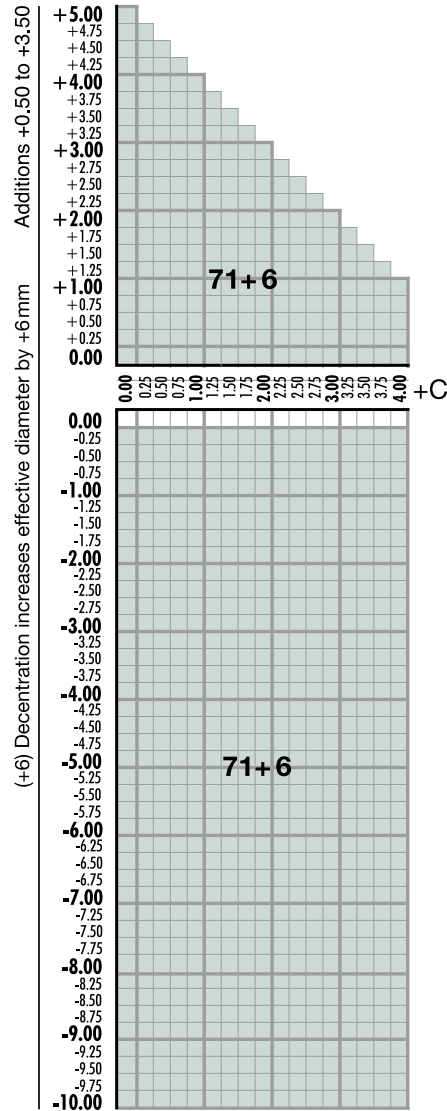
OTHER SERVICES

Remote Edging (full rim)

Glazing (full rim)

METS (Minimum Edge Thickness System)

Prism - Available up to 4.00 diopters - Higher prism may be available, please contact Customer Services for confirmation.



Surfaced Range:
 Minimum diameter: 52mm
 Maximum diameter shown

Useful Information:

For full Service Time Calendar see page 13.

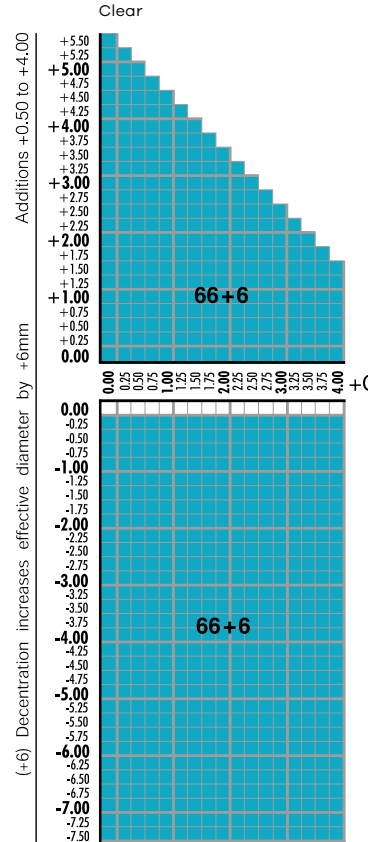
GEOMETRY	Spheric
SURFACING	Conventional back surface

COATINGS	
Glass Multicoat (anti-reflection coating)	
Uncoated	

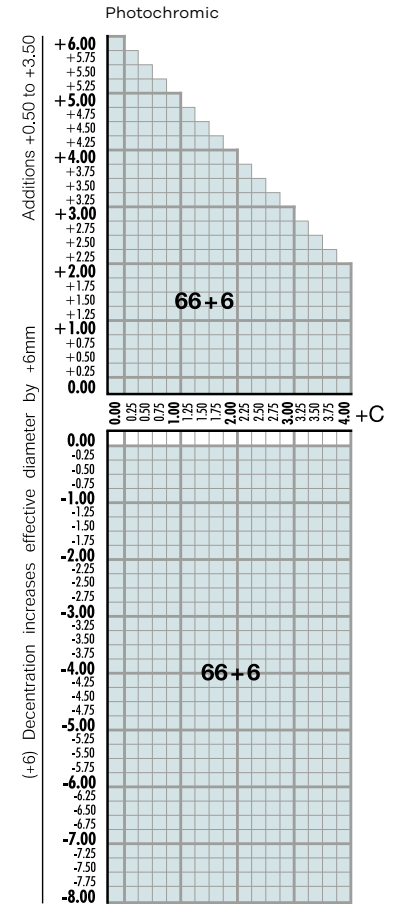
TINTS	
Spectrum Glass*	

PHOTOCHROMIC	
Brown SBX	
Grey SGX	

OTHER SERVICES	
Remote Edging (full rim)	
Glazing (full rim)	
METS (Minimum Edge Thickness System)	
Prism - Available up to 4.00 diopters - Higher prism may be available, please contact Customer Services for confirmation.	



Surfaced Range:
Minimum diameter: 52mm
Maximum diameter shown



Surfaced Range:
Minimum diameter: 52mm
Maximum diameter shown

Useful Information:

For full Service Time Calendar see page 13.

* 10%, 15% and 25% Abs. only.

C 25

INDEX: 1.52

GEOMETRY

Spheric

SURFACING

Conventional back surface

COATINGS

Glass Multicoat (anti-reflection coating)

Uncoated

TINTS

Spectrum Glass

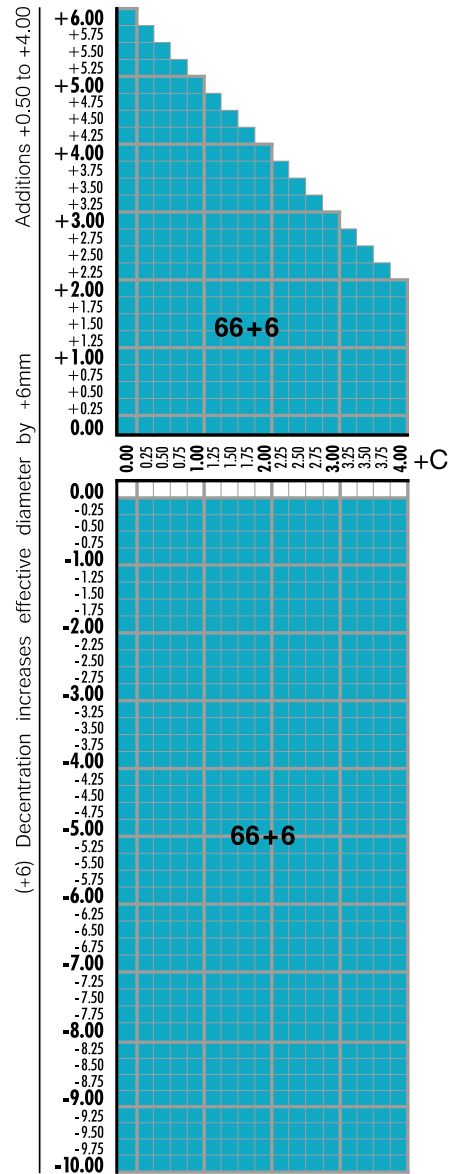
OTHER SERVICES

Remote Edging (full rim)

Glazing (full rim)

METS (Minimum Edge Thickness System)


Prism - Available up to 4.00 diopters - Higher prism may be available, please contact Customer Services for confirmation.



Surfaced Range:
Minimum diameter: 52mm
Maximum diameter shown

Useful Information:

For full Service Time Calendar see page 13.



HOYA
FOR THE VISIONARIES

Terms & Conditions

Terms & Conditions

1. Definition

For the purpose of these terms and conditions (T&Cs) 'the seller' shall mean HOYA Lens UK Limited (01484424), 'the buyer shall mean the person, firm or company to whom the seller agrees to supply the goods (and if the buyer is more than one, the provisions hereof shall be binding on them jointly and severally); 'the goods' shall mean all goods which are the subject of any contract of supply between the seller and the buyer; 'the contract' shall mean the agreement between the seller and the buyer for the supply of the goods; and an 'order' shall mean the buyer's request for the goods as provided by telephone, fax, email or online as the case may be.

2. Basis of Contract

- 2.1. The order constitutes an offer by the buyer to purchase goods in accordance with these T&Cs.
- 2.2. The order shall only be deemed accepted when the seller issues written acceptance to the buyer, at which point the contract between the seller and the buyer will come into existence.
- 2.3. The contract constitutes the entire agreement between the parties. The buyer acknowledges that it has not relied upon any statement, promise, representation, assurance, or warranty made or given by or on behalf of the seller which is not set out in the contract.
- 2.4. These T&Cs apply to the contract to the exclusion of any other terms that the buyer seeks to impose or incorporate or which are implied by trade, custom, practice or course of dealing, or any other terms appearing in the seller's catalogue, or elsewhere.
- 2.5. No modification to these T&Cs shall be effective unless made by an express written agreement between the parties and signed by the seller. The signing by the seller of any of the buyer's documentation shall not imply any modification of these terms.

3. Suitability

- 3.1. The seller warrants that the goods will be fit for all the purposes for which goods of the kind in question are commonly supplied.
- 3.2. The seller gives no warranty as to the goods' fitness for any other purpose including a purpose made known to the seller.
- 3.3. The seller reserves the right to make changes in design or to modify or improve products without imposing obligations on itself to incorporate any such modifications or improvements into products previously manufactured.
- 3.4. The seller reserves the right to amend the specification of the goods if required by any applicable statute or regulations.
- 3.5. Where the buyer has requested goods of a certain colour or size, such specification shall be subject to reasonable commercial variation.

4. Warranty

- 4.1. The seller warrants that on delivery the goods shall:
 - 4.1.1. conform with their description; and
 - 4.1.2. be free from material defects in design, material and workmanship.
- 4.2. Subject to clause 4.3, if:
 - 4.2.1. the buyer gives notice in writing to the seller within a reasonable period of discovery that some or all of the goods do not comply with the warranty set out in clause 4.1;
 - 4.2.2. the seller is given reasonable opportunity to examine such goods; and
 - 4.2.3. the buyer (if asked to do so by the seller) returns such goods to the seller's place of business at the buyer's cost, the seller shall at its option, replace the defective goods, or refund the price of the defective goods in full.

- 4.3. The seller shall not be liable for goods' failure to comply with the warranty set out in clause 4.1 in any of the following events:
 - 4.3.1. the buyer makes any further use of such goods after giving notice in accordance with clause 4.2;
 - 4.3.2. the defect arises because the buyer failed to follow the seller's oral or written instructions as to the storage, commissioning, installation, use and maintenance of the goods or (if there are none) good trade practice regarding the same;
 - 4.3.3. the defect arises as a result of the seller following any drawing, design or specification supplied by the buyer;
 - 4.3.4. the buyer alters or repairs such goods without the written consent of the seller;
 - 4.3.5. the defect arises as a result of fair wear and tear, wilful damage, negligence, or abnormal storage or working conditions; or
 - 4.3.6. the goods differ from their description as a result of changes made to ensure they comply with applicable statute or regulations.
- 4.4. Except as provided in this clause 4, the seller shall have no liability to the buyer in respect of the goods' failure to comply with the warranty set out in clause 4.1.
- 4.5. The terms implied by sections 13 to 15 of the Sale of Goods Act 1979 are, to the fullest extent permitted by law, excluded from the contract.
- 4.6. These T&Cs shall apply to any replacement goods supplied by the seller.

5. Return of Goods

- 5.1. All goods to be returned should be accompanied by a Hoya returns form which can be found at www.hoyanet.co.uk within the terms and conditions section.
 - 5.1.1. Any uncut lenses returned for credit must be returned with the original invoice and in the original lens packets provided and must be returned in the same condition as originally supplied. Any uncut lenses returned with writing on the packet, with the lens packaging damaged or in an un-saleable condition cannot be credited. We reserve the right to charge a handling fee in connection to goods returned.
- 5.2. Goods which comply with the warranty given in clause 4.1 may be accepted for return, following inspection by the seller, at the seller's discretion. For the avoidance of any doubt, the seller is under no obligation to accept the return of such goods. Should the seller accept the return of such goods, the seller will be given reasonable time to replace such goods or to raise a credit note to the value of such goods. The buyer will be responsible for the delivery costs of providing replacement goods.
- 5.3. Until such time as the seller confirms their acceptance of goods returned under clause 5.2, the buyer will be responsible for insuring such goods. The seller reserves the right to charge a handling fee in connection with goods returned under clause 5.2. Such goods must be returned with the original delivery note and completed returns form.
- 5.4. For the avoidance of any doubt, the seller cannot offer replacement, refund or credit for goods that have been altered (for example lenses that have been glazed) by the buyer after delivery. The buyer is advised to check that all goods meet their requirements before making any such alterations.

6. Patent Infringement

- 6.1. When the goods are made or adapted by the seller in accordance with the buyer's specifications the buyer shall indemnify the seller against all liabilities, costs, damages, losses, claims and expenses (including any direct, indirect or consequential losses, loss of profit, loss or reputation and all interest, penalties and legal and other professional costs and expenses) suffered or incurred by the seller in connection with any claim made against the seller for actual or alleged infringement of a third party's intellectual property rights arising out of or in connection with the seller's manufacture or adaptation of the goods.
- 6.2. This clause shall survive the termination of the contract.

7. Delivery

- 7.1. A guide to delivery and a copy of the service time calendar can be found at www.hoyanet.co.uk within the products section in the downloadable catalogue.
- 7.2. The seller shall deliver the goods to the location specified by the buyer in their order (or such other location as may be agreed in writing) at any time after the seller accepts the order.
- 7.3. Delivery of goods shall be completed on the goods' arrival at the delivery location specified as agreed under clause 7.1.
- 7.4. All delivery dates are estimates only and the time of delivery shall not be of the essence of the contract.
- 7.5. The seller shall not be liable for any delay in delivery of the goods that is caused by:
 - 7.5.1. the buyer's failure to provide the seller with adequate delivery instructions or other instructions that are relevant to the supply of the goods; or
 - 7.5.2. a Force Majeure Event.
- 7.6. If the seller fails to deliver the goods, its liability shall be limited to the costs and expenses incurred by the buyer in obtaining replacement goods of similar description and quality in the cheapest market available, less the price of the goods.
- 7.7. The seller shall have no liability for any failure to deliver the goods to the extent that such failure is caused by a Force Majeure Event or the buyer's failure to provide the seller with adequate delivery instructions or other instructions relevant to the supply of the goods.
- 7.8. If the buyer fails to accept delivery of the goods, the seller shall store the goods until delivery takes place and charge the buyer for all related costs and expenses. If the buyer does not accept delivery upon the second attempt the seller shall be at liberty to re-sell the goods and charge the buyer for all costs and expenses associated with such failed delivery attempts.
- 7.9. The seller may deliver the goods by instalments, which shall be invoiced and paid for separately. Each instalment shall constitute a separate contract. Any delay in delivery or defect in an instalment shall not entitle the buyer to cancel any other instalment.
- 7.10. A charge for carriage and packing will be levied on all orders. The seller reserves the right where special deliveries are required to pass on these costs. Unless notice is given to the contrary all packing is non- returnable.

8. Price

- 8.1. The price of the goods shall be the price set out in the written acceptance provided by the seller, or, if no price is quoted, the price set out in the seller's price list (which can be found at www.hoyanet.co.uk within the products section) in force as at the date of delivery.
- 8.2. The seller reserves the right to alter the price at any time prior to delivery.
- 8.3. The price of the goods is exclusive of amounts in respect of value added tax (VAT). The buyer shall, on receipt of a valid VAT invoice from the seller, pay to the seller such additional amounts in respect of VAT as are chargeable on the supply of the goods.

9. Terms of Payment

- 9.1. The seller may invoice the buyer for the goods upon delivery (or at any time after completion of delivery).
- 9.2. The buyer shall pay the invoice in full and cleared funds within 30 days of the date of the statement. Payment shall be made to the bank account nominated in writing by the seller. Time of payment is of the essence. The sales value will be discounted by 2%, if payment is received within 15 days of the statement date.
- 9.3. The seller reserves the right to charge interest on all amounts overdue at a rate of 2% per month on the outstanding sum until payment is received, such interest shall accrue until the actual payment date whether before or after any judgment. The buyer shall pay the interest together with any overdue amount.
- 9.4. The seller reserves the right to charge for copy invoices and statements.

- 9.5. The buyer shall pay all amounts due under the contract in full without any set-off, counterclaim, deduction or withholding (except for any deduction or withholding required by law). The seller may at any time, without limiting any other rights or remedies it may have, set off any amount owing to it by the buyer against any amount payable by the seller to the buyer.

10. Passing of Risk and Property

- 10.1. The risk in the goods shall pass to the buyer at the time that the goods leave the seller's premises for delivery.
- 10.2. Title to the goods shall not pass to the buyer until the earlier of:
 - 10.2.1. the seller receives full payment for the goods and any other goods that the seller has supplied to the buyer; and
 - 10.2.2. The buyer resells the goods, in which case the goods shall pass to the buyer at the time specified below in this clause 10.
- 10.3. Until title to the goods has passed to the buyer, the buyer shall:
 - 10.3.1. store the goods separately from all other goods held by the buyer so that they remain readily identifiable as the seller's property;
 - 10.3.2. not remove, deface or obscure any identifying mark or packaging on or relating to the goods;
 - 10.3.3. maintain the goods in satisfactory condition and keep them insured against all risks for their full price from the date of delivery;
 - 10.3.4. notify the seller immediately if it is or may become insolvent; and
 - 10.3.5. give the seller such information relating to the goods as the seller may require from time to time.
- 10.4. The buyer may resell or use goods in the ordinary course of business (but not otherwise) before the seller receives payment for the goods. However, if the buyer resells the goods before that time title to the goods shall pass from the seller to the buyer immediately before the time at which resale by the buyer occurs.
- 10.5. If before title to the goods passes to the buyer, the buyer is or may, in the reasonable opinion of the seller, become insolvent then without limiting any other right or remedy the seller may have: the buyer's right to resell the goods or use them in the ordinary course of business ceases immediately; and the seller may at any time:
 - 10.5.1. require the buyer to deliver up all goods in its possession which have not been resold, or irrevocably incorporated into another product; and
 - 10.5.2. if the buyer fails to do so promptly, enter any premises of the buyer or of any third party where the goods are stored in order to recover them.
- 10.6. Where payment is made by means of a bill of exchange, cheque or other negotiable instrument, the seller shall be deemed not to have received payment for the purpose of this condition until the bill of exchange, cheque or instrument has been honoured on presentation for payment, notwithstanding that the seller may have negotiated it and received value therefore.

11. Termination and Suspension

- 11.1. If the buyer becomes insolvent or, in the reasonable opinion of the seller, may become insolvent, the seller may terminate or suspend the contract with immediate effect by giving written notice to the buyer. In addition, the seller may suspend the contract with immediate effect by giving written notice to the buyer if the buyer fails to make payment of any sums due to the seller on the due date for payment.
- 11.2. On termination of the contract for any reason the buyer shall immediately pay to the seller all of the seller's outstanding unpaid invoices and interest.
- 11.3. Termination of the contract, however arising, shall not affect any of the parties' rights, remedies, obligation and liabilities that have accrued as at termination.
- 11.4. Clauses which expressly or by implication survive termination of the contract shall continue in full force and effect.

Terms & Conditions cont...

THE BUYER'S ATTENTION IS DRAWN PARTICULARLY TO THIS CLAUSE:

12. LIMITATION OF LIABILITY

- 12.1. Nothing in these T&Cs shall limit or exclude the seller's liability for:
- 12.1.1. death or personal injury caused by its negligence, or the negligence of its employees, agents or subcontractors (as applicable);
 - 12.1.2. fraud or fraudulent misrepresentation;
 - 12.1.3. breach of the terms implied by section 12 of the Sale of Goods Act 1979;
 - 12.1.4. defective products under the Consumer Protection Act 1987; or
 - 12.1.5. any matter in respect of which it would be unlawful for the seller to exclude or restrict liability.
- 12.2. The seller shall under no circumstances whatever be liable to the buyer, whether in contract, tort (including negligence), breach of statutory duty, or otherwise, for any loss of profit, or any indirect or consequential loss arising under or in connection with the contract; and the seller's total liability to the buyer in respect of all other losses arising under or in connection with the contract, whether in contract, tort (including negligence), breach of statutory duty, or otherwise, shall in no circumstances exceed the price of the goods in question.

13. Force Majeure

- 13.1. Neither party shall be liable for any failure or delay to perform its obligations under the contract to the extent that such failure or delay is caused by a Force Majeure Event. A force Majeure Event means any event beyond a party's reasonable control, which by its nature could not have been foreseen, or, if it could have been foreseen, was unavoidable, including, but not limited to, war, riot, explosion, fire, flood, strike, lockout, industrial dispute, failure of energy sources or transport network, acts of God, terrorism, civil commotion, interference by civil or military authorities, national or international calamity, armed conflict, malicious damage, breakdown of plant or machinery, nuclear, chemical or biological contamination, sonic boom, explosions, collapse of building structures, storms, earthquakes, or similar natural disasters, shortage of materials or labour or default of suppliers or subcontractors.

14. Your Information

- 14.1. We may monitor and record information relating to your trade performance and such records may be made available to credit reference agencies, who will share that information with other businesses in assessing applications for credit and fraud prevention.
15. Assignment
- 15.1. The seller may assign or deal in any other manner with all or any of rights or obligations under the contract. The buyer may only assign or deal in any way with all or any of its rights or obligations under the contract with the prior written consent of the seller.

16. Glazing

- 16.1. If the buyer requires Hoya lenses to be glazed into frames, such frames must be sent to the seller using the following address: Customer Services, Hoya Lens UK Ltd, Industrial Estate, Wrexham, LL13 9UA. Customer Service Department. All frames, including scanned frames sent electronically via Hoya Edge Lens Process (HELP) or i-Log, must be CE marked or have been in distribution prior to the 13th of June 1998.
- 16.2. The seller assumes that the buyer has taken steps to ensure that non CE marked frames are in compliance with the Medical Devices Directive and accepts no liability should the buyer have failed to do so.
- 16.3. Reglazing of a patient's own frame is undertaken at the buyer's own risk.

17. Hoya Guarantee Scheme Terms and Conditions

- 17.1. The Hoya Guarantee Scheme covers all edged Hoya progressive lenses surfaced by the Seller.
- 17.2. In order to qualify for the Hoya Guarantee Scheme the Hoya progressive lenses must match the prescription; have been dispensed with the fitting cross no lower than the recommended minimum fitting height; and have been correctly glazed.
- 17.3. The Hoya Guarantee Scheme entitles buyers who qualify under this clause 17 to an account credit to the value of the original contract price of the non-tolerated lenses.
- 17.4. To receive a credit under the Hoya Guarantee Scheme, the buyer must send: the non-tolerated lenses and a completed Hoya non tolerance claim form (which can be found at www.hoyanet.co.uk within the terms and conditions section) to the Hoya Returns Department, Hoya Lens UK Ltd, Industrial Estate, Wrexham, LL13 9UA.
- 17.5. Hoya reserves the right to withdraw or cancel the Hoya Guarantee Scheme from any Buyer without notice or explanation.
- 17.6. The items listed in clause 17.4 must be received by the Seller within 90 days from the date of the original order in order to qualify for an account credit.
- 17.7. To qualify for a credit under the Hoya Guarantee Scheme, the buyer's account must be operating in compliance with these T&Cs.
- 17.8. The Hoya Guarantee Scheme is in addition to your statutory rights. Further details about the Hoya Guarantee Scheme can be found on the non-tolerance claim form (which can be found at www.hoyanet.co.uk within the terms and conditions section).

For Yuniku Terms and Conditions, please visit www.hoyanet.co.uk.

Hoya Medical Devices Directive

The main purpose of the Medical Devices Directive is to harmonise national controls, so allowing free movement of medical devices throughout the European Union and EFTA.

The Directive (93/42/EEC):

- Specifies essential requirements that must be met before any device can be placed on the market;
- Introduces controls covering the safety, performance, specification, design, manufacture and packaging of devices;
- Specifies requirements for assessment of clinical investigation protocols and the evaluation of any adverse incidents that occur;
- Introduces a system of classifying devices and applies a level of control which is matched to the degree of risk inherent in the device (corrective lenses and frames are Class 1 devices);
- Empowers a Competent Authority to identify and designate notified bodies who check and verify that devices meet the relevant essential requirements (for Class 1 this only applies to devices placed on the market in a sterile condition or with a measuring function).

The benefit of the legislation is that it drives conscientious manufacturers to ensure that their products are inherently safe and also to put systems in place to evaluate any adverse incidents that occur after the products have been put on to the market.

The Directive introduces the need to assess a wide array of attributes ranging from chemical, physical and biological properties to construction. In addition, manufacturers are required to carry out a comprehensive risk assessment to evaluate any potential hazards of the product in use and their likelihood of occurrence. This technical documentation must be retained by the manufacturer for at least 10 years after the last time the product is put on to the market.

The Medical Devices Directive has been transposed into UK Law under the Consumer Protection legislation as the Medical Devices Regulations 2002. The UK's competent authority, the Medicines and Healthcare Products Regulatory Agency, enforces this legislation and all manufacturers must register with the Agency.

This regime should give opticians reassurance and confidence that the products that they buy from Hoya are not only of excellent quality but also intrinsically safe.

For our range of products our affiliate company Hoya Vision Care Europe (The Netherlands), has been appointed as our authorised representative.

Our registration number is NL/CA01/2003/12429

GMDN code: 35957 (Lens Spectacle)

Hoya's Approach

Several European standards have been prepared under a mandate given to CEN (the European standards body) by the European Commission and the European Free Trade Association, which support the essential requirements of the Medical Devices Directive (93/42/EEC).

Hoya Vision Care has chosen to comply with the requirements of these standards to demonstrate its conformance with the essential requirements of the Medical Devices Directive. Its products or packaging are affixed with the CE mark to illustrate this compliance.

The main European Standards are:

- BS EN ISO 14889 Ophthalmic optics - Spectacle lenses - Fundamental requirements for uncut finished lenses
- BS EN ISO 21987 Ophthalmic Optics - Mounted spectacle lenses.

These standards support the essential requirements of the Medical Devices Directive.

In addition our lenses also comply with:

- ISO 8980 -1 Ophthalmic optics – Uncut finished spectacle lenses – Part 1 : Specifications for single-vision and multifocal lenses
- ISO 8980-2 Ophthalmic optics – Uncut finished spectacle lenses – Part 2 : Specifications for progressive power lenses
- BS EN ISO 8980-3 Ophthalmic optics – Uncut finished spectacle lenses – Part 3 : Transmittance specifications and test methods
- BS EN ISO 8980-4 Ophthalmic optics – Uncut finished spectacle lenses – Part 4 : Specifications and test methods for Anti-Reflection coatings


Opticians Responsibilities

Practitioners are advised that because lenses and frames are viewed as medical devices, practitioners must register with the MHRA if they assemble spectacles. This would apply for practices which carry out their own glazing, as well as those where the frames are traced and the lenses are edged remotely before being sent to the practice for assembly into the new frame. This only applies to new products so practitioners do not need to register if they are simply reglazing patients' own frames. There is a one-off fee for registration. The registration form can be downloaded from the ABDO/AOP/FODO websites or alternatively requested through Hoya.

CE Mark requirements on Spectacles Frames

The CE Regulations prohibit Hoya from glazing any new frames which do not have the CE mark stamped on them, or are not accompanied by a tag or literature which has the CE mark.

The Regulations do not apply to second hand frames known as reglazing. This is because the frames have already been placed into the market and put into service. As a result of this lenses can be glazed into existing frames.



HOYA
FOR THE VISIONARIES

Appendix

Ordering

CUT & DRILL - LENSES READY FOR QUICK ASSEMBLY IN YOUR PRACTICE

CUT & DRILL

SAVING YOU TIME

Order HOYA lenses in any of the materials featured on this page, note the Stepper, Pro-Optic, Silhouette, Zuma, Airlock, Lindberg or Wolf Eyewear frame information (shape and size) and HOYA will supply your lenses cut, drilled and polished, ready for quick assembly in your practice. You can order your lenses by phone, using our special 'Cut & Drill' fax order forms or via HOYA's online ordering system, Hoyalog.

Cut and drill is available on 1.74, 1.67, 1.60 and 1.53 materials.

SAVING YOU MONEY

What's more, this is a **FREE service** saving you money on your glazing charges.

QUICK AND CONVENIENT

We'll deliver the lenses direct to you for assembly into your frame. New additions to the Cut & Drill range are being added all the time so please visit Hoyanet to see the latest frame suppliers. If you have a frame range you would like to see on Cut & Drill please email us at supportingyou@hoya.co.uk



GUARANTEE

GUARANTEE

No quibble guarantee: HOYA guarantee to replace damaged lenses due to scratching. Replacement lenses will be supplied to the same prescription and lens originally supplied. **Once returned and the prescription has been assessed, the replacement lenses will be supplied free of charge.** HOYA reserves the right to remove this offer at any time.

Coating guarantee: HOYA guarantees to replace lenses which have been handled correctly and are subject to manufacturing defect.

PNX 1.53 material: 2 year guarantee on PNX 1.53 lenses against cracking or breaking of the lens. The damaged lens will be replaced by HOYA with a lens of the same parameters. No credit note available.

Complete satisfaction guarantee: Within 3 months after the purchase we will reimburse the price of the lens if the wearer is not completely satisfied with the lens even after contacting our Customer Service advisors.

Adaptation guarantee: In the unlikely event that your patient is dissatisfied with the design of their HOYA Progressive, Occupational or Sync III lenses, HOYA will replace them with a suitable alternative design.

Satisfaction or Switch guarantee: If your patients are not 100% satisfied with their Sensity lenses we will exchange for either an alternative Sensity product or clear lenses, providing a credit for the original Sensity lenses. When returned within 100 days.

MIYOSMART

"No Quibble" peace of mind guarantee for both non tolerance and scratching 1 Month

If lenses are scratched, one pair of lenses will be supplied at 50% discount from list price* 14 Months**

If the spherical equivalent prescription increases by -0.50D or more the lenses will be replaced free of charge 14 Months**

*T&Cs apply, please refer to the customer service team ** From date of despatch

LENS

DURATION

Hi-Vision LongLife	3 years no quibble
EnRoute Glare Filter	3 years no quibble
BlueControl	3 years no quibble
UV Control	3 years no quibble
Hi-Vision Sun Pro	1 year no quibble

Super Hi-Vision	2 years
Hard Hi-Vision Aqua	2 years
HOYA Hard Coat	1 year
Mirror	1 year

PNX 1.53	2 years
----------	---------

iD MySelf	3 months
-----------	----------

Progressive lenses, Sync III and Occupational lenses (incl. degressive)	3 months
---	----------

Sensity	100 days
Sensity Fast	
Sensity Dark	
Sensity Shine	



Spectrum Tint Range

Tint Colour*		% Absorption	1.74	1.67	1.60	1.53	1.50
Maroon (Brown)	Solid colour	10%	✓	✓	✓	✓	✓
		15%	✓	✓	✓	✓	✓
		25%	✓	✓	✓	✓	✓
		50%	✓	✓	✓	✓	✓
		75%	✓	✓	✓	✓	✓
		90%	✓	✓	✓	✓	✓
	Gradient colour	25 - 0%	✓	✓	✓	✓	✓
		50 - 0%	✓	✓	✓	✓	✓
		75 - 0%	✗	✓	✓	✓	✓
		75 - 15%	✗	✓	✓	✓	✓
85 - 15%	✗	✓	✓	✓	✓		
Granite (Grey)	Solid colour	10%	✓	✓	✓	✓	✓
		15%	✓	✓	✓	✓	✓
		25%	✓	✓	✓	✓	✓
		50%	✓	✓	✓	✓	✓
		75%	✓	✓	✓	✓	✓
		85%	✓	✓	✓	✓	✓
	90%	✓	✓	✓	✓	✓	
	Gradient colour	25 - 0%	✓	✓	✓	✓	✓
		50 - 0%	✓	✓	✓	✓	✓
		75 - 0%	✗	✓	✓	✓	✓
75 - 15%		✗	✓	✓	✓	✓	
85 - 15%	✗	✓	✓	✓	✓		
Green	Solid colour	15%	✓	✓	✓	✓	✓
		25%	✓	✓	✓	✓	✓
		50%	✓	✓	✓	✓	✓
		75%	✓	✓	✓	✓	✓
		85%	✓	✓	✓	✓	✓
	Gradient colour	25 - 0%	✓	✓	✓	✓	✓
		50 - 0%	✓	✓	✓	✓	✓
Blue	Solid colour	15%	✓	✓	✓	✓	✓
		25%	✓	✓	✓	✓	✓
	Gradient colour	15 - 0%	✓	✓	✓	✓	✓
		25 - 0%	✓	✓	✓	✓	✓
Rose	Solid colour	10%	✓	✓	✓	✓	✓
		15%	✓	✓	✓	✓	✓
Sunban	Solid colour	75%	✓	✓	✓	✓	✓
		85%	✓	✓	✓	✓	✓

Spectrum Tint Range cont..

Tint Colour		% abs	1.74	1.67	1.60	1.53	1.50
Special Sphere Orange	Solid	40%	✗	✓	✓	✓	✓
Special Sphere Yellow	Solid	15%	✗	✓	✓	✓	✓
Special Sphere Green	Solid	65%	✗	✓	✓	✓	✓
Special Sphere Copper	Solid	65%	✗	✓	✓	✓	✓
Special Sphere Brown	Solid	85%	✗	✓	✓	✓	✓
Special Sphere Purple	Solid	75%	✗	✓	✓	✓	✓

Glass		THI 1.90	THI-2 1.81	LHI 1.70	LHI-2 1.60	LHI-2 1.60 Sunbrown/Sungrey	Glass 1.52	Glass 1.52 Sunbrown/Sungrey
Amber	10%	✓	✓	✓	✓	✓	✓	✓
	15%	✓	✓	✓	✓	✓	✓	✓
	25%	✓	✓	✓	✓	✓	✓	✓
	50%	✓	✓	✓	✓	✗	✓	✗
	75%	✓	✓	✓	✓	✗	✓	✗
	85%	✓	✓	✓	✓	✗	✓	✗

* Please note: tint colours shown are for indication purposes only, they do not represent an exact match to the final lens colour. For product availability please refer to the specific product pages within this catalogue.

✓ Available
✗ Not available

Driving Category Tables

Key		
✓ = Suitable	✗ = Unsuitable	V = Variable

Solid	Maroon (brown)							Granite (grey)							Green				Blue		Rose		Sunban		
Density%	10	15	25	50	75	85	90	10	15	25	50	75	85	90	15	25	50	75	85	15	25	10	15	75	85
Category	0	0	1	2	2	3	4	0	0	1	1	2	3	4	1	1	2	2	3	0	1	0	0	2	3
Drive (Day)	✓	✓	✓	✓	✓	✓	✗	✓	✓	✓	✓	✓	✓	✗	✓	✓	✓	✓	✓	✓	✓	✓	✓	✓	✓
Drive (Night)	✓	✓	✗	✗	✗	✗	✗	✓	✓	✗	✗	✗	✗	✗	✓	✗	✗	✗	✗	✓	✗	✓	✓	✗	✗

Gradient	Maroon (brown)					Granite (grey)					Green			Blue			
Density%	25/0		50/0		75/0	75/15		85/15		25/0		50/0		75/0	15/0		25/0
Category	1		1		2	2		2		1		1		2	0		1
Drive (Day)	✓		✓		✓	✓		✓		✓		✓		✓	✓		✓
Drive (Night)	✓		✗		✗	✗		✗		✓		✗		✗	✓		✓

Solid	Mirror Maroon (brown)						Mirror Granite (grey)						Mirror Green														
	Gold		Silver		Blue		Gold		Silver		Blue		Gold		Silver		Blue										
Density%	50	75	85	50	75	85	50	75	85	50	75	85	50	75	85	50	75	85	50	75	85	50	75	85			
Category	2	2	3	2	3	3	2	2	3	2	2	3	2	3	3	2	2	3	2	2	3	2	3	3	2	2	3
Drive (Day)	✓	✓	✓	✓	✓	✓	✓	✓	✓	✓	✓	✓	✓	✓	✓	✓	✓	✓	✓	✓	✓	✓	✓	✓	✓	✓	✓
Drive (Night)	✗	✗	✗	✗	✗	✗	✗	✗	✗	✗	✗	✗	✗	✗	✗	✗	✗	✗	✗	✗	✗	✗	✗	✗	✗	✗	✗

Gradient Tint	Mirror Maroon (brown)								Granite (grey)								Green					
Light Mirror	Silver		Copper		Blue		Violet		Silver		Copper		Blue		Violet		Silver	Copper	Blue	Violet		
Density%	75/15	75	85/15	75/15	75	85/15	75/15	75	85/15	75/15	75	85/15	75/15	75	85/15	75/15	75	85/15	75	75	75	75
Category	2	2	3	2	3	3	2	2	3	2	2	3	2	2	3	2	2	3	2	3	2	2
Drive (Day)	✓	✓	✓	✓	✓	✓	✓	✓	✓	✓	✓	✓	✓	✓	✓	✓	✓	✓	✓	✓	✓	✓
Drive (Night)	✗	✗	✗	✗	✗	✗	✗	✗	✗	✗	✗	✗	✗	✗	✗	✗	✗	✗	✗	✗	✗	✗

Polarised & Photochromic	Polarised			Sensity/Sensity Dark			Sensity Shine			Drivewear™ Transitions® SOLFX®
	Dark Brown	Dark Green	Dark Grey	Brown	Green	Grey	Brown	Green	Grey	Brown
Density%	50	85	83	V	V	V	V	V	V	50
Category	3	3	3	0/3	0/3	0/3	0/3	0/3	0/3	2
Drive (Day)	✓	✓	✓	✓	✓	✓	✓	✓	✓	✓
Drive (Night)	✗	✗	✗	✓	✓	✓	✗	✗	✗	✗

	Glass Photo + Amber				Drive (Day)	Drive (Night)
	SBX 1.5	SGX 1.5	SBX2 1.6	SGX2 1.6		
Density%	V	V	V	V	-	-
Residual Tint	0/2	0/2	0/2	0/2	✓	✓
Amber 10	1/2	1/2	1/2	1/2	✓	✗
Amber 15	1/2	1/2	1/3	1/3	✓	✗
Amber 25	1/3	1/3	1/3	1/3	✓	✗

Special Sphere	Green	Yellow	Orange	Copper	Brown	Purple
Density%	62.5	15	42.5	65	85	77.5
Category	2	0	1	2	3	2
Drive (Day)	✓	✓	✓	✓	✓	✓
Drive (Night)	✗	✓	✗	✗	✗	✗

	Glass Amber					
Density%	10	15	25	50	75	85
Category	0	0	1	2	2	3
Drive (Day)	✓	✓	✓	✓	✓	✓
Drive (Night)	✓	✓	✗	✗	✗	✗

Category - Driving Restrictions		
0	Clear or slightly tinted	No restriction for driving
1	Slightly tinted	Unsuitable for night driving
2	Medium tinted	Unsuitable for night driving
3	Strongly tinted	Unsuitable for night driving
4	Very strongly tinted	Unsuitable for both day & night driving

Driving Category Tables cont...

Tint	Hoya Mirror	Index 1.50				Index 1.53				Index 1.60			
		Density	Category	Drive (Day)	Drive (Night)	Density	Category	Drive (Day)	Drive (Night)	Density	Category	Drive (Day)	Drive (Night)
Spectrum Sphere Maroon (Brown)	Gold	50%	2	✓	✗	50%	2	✓	✗	50%	2	✓	✗
Spectrum Sphere Maroon (Brown)		75%	2	✓	✗	75%	2	✓	✗	75%	2	✓	✗
Spectrum Sphere Maroon (Brown)		85%	3	✓	✗	85%	3	✓	✗	85%	3	✓	✗
Spectrum Sphere Granite (Grey)		50%	2	✓	✗	50%	2	✓	✗	50%	2	✓	✗
Spectrum Sphere Granite (Grey)		75%	2	✓	✗	75%	2	✓	✗	75%	2	✓	✗
Spectrum Sphere Granite (Grey)		85%	3	✓	✗	85%	3	✓	✗	85%	3	✓	✗
Spectrum Sphere Green		50%	2	✓	✗	50%	2	✓	✗	50%	2	✓	✗
Spectrum Sphere Green		75%	2	✓	✗	75%	2	✓	✗	75%	2	✓	✗
Spectrum Sphere Green		85%	3	✓	✗	85%	3	✓	✗	85%	3	✓	✗
Special Sphere Green		71.5%	2	✓	✗	70.1%	2	✓	✗	66.6%	2	✓	✗
Special Sphere Yellow		34.4%	1	✓	✗	32.7%	1	✓	✗	28.8%	1	✓	✗
Special Sphere Orange		57.0%	2	✓	✗	55.4%	1	✓	✗	51.8%	1	✓	✗
Special Sphere Copper		73.3%	2	✓	✗	73.4%	2	✓	✗	69.8%	2	✓	✗
Special Sphere Brown		89.7%	3	✓	✗	88.0%	3	✓	✗	87.6%	3	✓	✗
Special Sphere Purple	82.4%	3	✓	✗	82.7%	2	✓	✗	78.9%	2	✓	✗	
Spectrum Sphere Maroon (Brown)	Silver	50%	2	✓	✗	50%	2	✓	✗	50%	2	✓	✗
Spectrum Sphere Maroon (Brown)		75%	3	✓	✗	75%	3	✓	✗	75%	3	✓	✗
Spectrum Sphere Maroon (Brown)		85%	3	✓	✗	85%	3	✓	✗	85%	3	✓	✗
Spectrum Sphere Granite (Grey)		50%	2	✓	✗	50%	2	✓	✗	50%	2	✓	✗
Spectrum Sphere Granite (Grey)		75%	3	✓	✗	75%	3	✓	✗	75%	3	✓	✗
Spectrum Sphere Granite (Grey)		85%	3	✓	✗	85%	3	✓	✗	85%	3	✓	✗
Spectrum Sphere Green		50%	2	✓	✗	50%	2	✓	✗	50%	2	✓	✗
Spectrum Sphere Green		75%	3	✓	✗	75%	3	✓	✗	75%	3	✓	✗
Spectrum Sphere Green		85%	3	✓	✗	85%	3	✓	✗	85%	3	✓	✗
Special Sphere Green		74.3%	2	✓	✗	74.6%	2	✓	✗	71.7%	2	✓	✗
Special Sphere Yellow		41.0%	1	✓	✗	41.7%	1	✓	✗	38.5%	1	✓	✗
Special Sphere Orange		60.7%	2	✓	✗	59.7%	2	✓	✗	57.4%	2	✓	✗
Special Sphere Copper		75.6%	2	✓	✗	76.3%	2	✓	✗	74.2%	2	✓	✗
Special Sphere Brown		90.5%	3	✓	✗	89.6%	3	✓	✗	89.3%	3	✓	✗
Special Sphere Purple	84.0%	3	✓	✗	84.1%	3	✓	✗	82.2%	3	✓	✗	
Spectrum Sphere Maroon (Brown)	Blue	50%	2	✓	✗	50%	2	✓	✗	50%	2	✓	✗
Spectrum Sphere Maroon (Brown)		75%	2	✓	✗	75%	2	✓	✗	75%	2	✓	✗
Spectrum Sphere Maroon (Brown)		85%	3	✓	✗	85%	3	✓	✗	85%	3	✓	✗
Spectrum Sphere Granite (Grey)		50%	2	✓	✗	50%	2	✓	✗	50%	2	✓	✗
Spectrum Sphere Granite (Grey)		75%	2	✓	✗	75%	2	✓	✗	75%	2	✓	✗
Spectrum Sphere Granite (Grey)		85%	3	✓	✗	85%	3	✓	✗	85%	3	✓	✗
Spectrum Sphere Green		50%	2	✓	✗	50%	2	✓	✗	50%	2	✓	✗
Spectrum Sphere Green		75%	2	✓	✗	75%	2	✓	✗	75%	2	✓	✗
Spectrum Sphere Green		85%	3	✓	✗	85%	3	✓	✗	85%	3	✓	✗
Special Sphere Green		73.5%	2	✓	✗	68.6%	2	✓	✗	70.7%	2	✓	✗
Special Sphere Yellow		38.3%	1	✓	✗	34.9%	1	✓	✗	36.5%	1	✓	✗
Special Sphere Orange		58.9%	2	✓	✗	52.9%	1	✓	✗	55.0%	1	✓	✗
Special Sphere Copper		73.2%	2	✓	✗	71.1%	2	✓	✗	71.4%	2	✓	✗
Special Sphere Brown		89.7%	3	✓	✗	86.3%	3	✓	✗	88.5%	3	✓	✗
Special Sphere Purple	81.1%	3	✓	✗	80.1%	2	✓	✗	80.1%	2	✓	✗	

Engravings

		Progressive Engravings							
Design	Index	Corridor length (mm)						Temporal	
		11	12	13	14	15	16		
		Nasal							
MySelf	1.74	MY17	MY27	MY37	MY47	MY57	MY67	***	
	1.67	MY15	MY25	MY35	MY45	MY55	MY65	***	
	1.60	MY13	MY23	MY33	MY43	MY53	MY63	***	
	1.53	MY1X	MY2X	MY3X	MY4X	MY5X	MY6X	***	
	1.50	MY11	MY21	MY31	MY41	MY51	MY61	***	
MyStyle V+	1.74	MSV17	MSV27	MSV37	MSV47	MSV57	MSV67	***	
	1.67	MSV15	MSV25	MSV35	MSV45	MSV55	MSV65	***	
	1.60	MSV13	MSV23	MSV33	MSV43	MSV53	MSV63	***	
	1.53	MSV1X	MSV2X	MSV3X	MSV4X	MSV5X	MSV6X	***	
	1.50	MSV11	MSV21	MSV31	MSV41	MSV51	MSV61	***	
LifeStyle 4i Outdoor	1.74	LSI17O	LSI27O	LSI37O	LSI47O	LSI57O	LSI67O		
	1.67	LSI15O	LSI25O	LSI35O	LSI45O	LSI55O	LSI65O		
	1.60	LSI13O	LSI23O	LSI33O	LSI43O	LSI53O	LSI63O		
	1.53	LSI1XO	LSI2XO	LSI3XO	LSI4XO	LSI5XO	LSI6XO		
	1.50	LSI11O	LSI21O	LSI31O	LSI41O	LSI51O	LSI61O		
LifeStyle 4i Urban	1.74	LSI17U	LSI27U	LSI37U	LSI47U	LSI57U	LSI67U		
	1.67	LSI15U	LSI25U	LSI35U	LSI45U	LSI55U	LSI65U		
	1.60	LSI13U	LSI23U	LSI33U	LSI43U	LSI53U	LSI63U		
	1.53	LSI1XU	LSI2XU	LSI3XU	LSI4XU	LSI5XU	LSI6XU		
	1.50	LSI11U	LSI21U	LSI31U	LSI41U	LSI51U	LSI61U		
LifeStyle 4i Indoor	1.74	LSI17I	LSI27I	LSI37I	LSI47I	LSI57I	LSI67I		
	1.67	LSI15I	LSI25I	LSI35I	LSI45I	LSI55I	LSI65I		
	1.60	LSI13I	LSI23I	LSI33I	LSI43I	LSI53I	LSI63I		
	1.53	LSI1XI	LSI2XI	LSI3XI	LSI4XI	LSI5XI	LSI6XI		
	1.50	LSI11I	LSI21I	LSI31I	LSI41I	LSI51I	LSI61I		
LifeStyle 4 Outdoor	1.74	LS17O	LS27O	LS37O	LS47O	LS57O	LS67O		
	1.67	LS15O	LS25O	LS35O	LS45O	LS55O	LS65O		
	1.60	LS13O	LS23O	LS33O	LS43O	LS53O	LS63O		
	1.53	LS1XO	LS2XO	LS3XO	LS4XO	LS5XO	LS6XO		
	1.50	LS11O	LS21O	LS31O	LS41O	LS51O	LS61O		
LifeStyle 4 Urban	1.74	LS17U	LS27U	LS37U	LS47U	LS57U	LS67U		
	1.67	LS15U	LS25U	LS35U	LS45U	LS55U	LS65U		
	1.60	LS13U	LS23U	LS33U	LS43U	LS53U	LS63U		
	1.53	LS1XU	LS2XU	LS3XU	LS4XU	LS5XU	LS6XU		
	1.50	LS11U	LS21U	LS31U	LS41U	LS51U	LS61U		
LifeStyle 4 Indoor	1.74	LS17I	LS27I	LS37I	LS47I	LS57I	LS67I		
	1.67	LS15I	LS25I	LS35I	LS45I	LS55I	LS65I		
	1.60	LS13I	LS23I	LS33I	LS43I	LS53I	LS63I		
	1.53	LS1XI	LS2XI	LS3XI	LS4XI	LS5XI	LS6XI		
	1.50	LS11I	LS21I	LS31I	LS41I	LS51I	LS61I		
Balansis	1.74	B17			B47				
	1.67	B15			B45				
	1.60	B13			B43				
	1.53	B1X			B4X				
	1.50	B11			B41				
Daynamic	1.67	DP15			DP45				
	1.60	DP13			DP43				
	1.53	DP1X			DP4X				
	1.50	DP11			DP41				
	Amplitude Plus	1.67	DA15				DA55		FF
1.60		DA13				DA53		FF	
1.53		DA1X				DA5X		FF	
1.50		DA11				DA51		FF	
Hoyalux Sportive		1.60				Fa43			TF
	1.53				Fa4X			TF	
	1.50				Fa41			TF	
EnRoute Progressive	1.67					R55V			
	1.60					R53V			
EnRoute Pro Progressive	1.67					RP55V			
	1.60					RP53V			
Hoyalux Summit Pro	LHI-1.70				SP4				
	LHI-2.1.60				SP3				
	UV 1.52				SP1				
Hoyalux Summit CD	THI-2.1.81				CD6				
	LHI-2.1.60				CD3				
Amplitude	UV 1.52	AS1				A1			

Engravings are made up with the Design, Corridor Length (MyStyle V+, LifeStyle 4/4i) and Material.

Corridor Length	
Length	Engraving
11	1
12	2
13	3
14	4
15	5
16	6

Materials	
Length	Engraving
1.74	7
1.67	5
1.60	3
1.53	X
1.50	1

Example:	
MSV17	
MSV	Hoyalux iD MyStyle V+
1	11 mm corridor
7	1.74 material

EyeGenius:

For all EyeGenius lenses "EG" is engraved above the current markings for a non-Eyegenius product

*** Represents a 3-digit design code, e.g. 305

Engravings cont...

Occupational Engravings							
Design	Index	Nasal					Temporal
Plastic	Hoyalux iD WorkStyle 3	1.74	WS37				C, S or P 18 to 24
		1.67	WS35				C, S or P 18 to 24
		1.60	WS33				C, S or P 18 to 24
		1.53	WS3X				C, S or P 18 to 24
		1.50	WS31				C, S or P 18 to 24
	WorkStyle Business	1.74	WSB7				20 or 220 / 23 or 223
		1.67	WSB5				20 or 220 / 23 or 223
		1.60	WSB3				20 or 220 / 23 or 223
		1.53	WSBX				20 or 220 / 23 or 223
		1.50	WSB1				20 or 220 / 23 or 223
	WorkSmart Room	1.74	DT7				Blank or 2
		1.67	DT5				Blank or 2
		1.60	DT3				Blank or 2
		1.53	DTX				Blank or 2
		1.50	DT1				Blank or 2
SUPEREADER	1.67	DL5				7 or 15	
	1.60	DL3				7 or 15	
	1.50	DL1				7 or 15	
Single Vision Engravings							
Design	Index	Nasal					Temporal
Plastic	Nulux iDentity V+	1.74	Ni 7				
		1.67	Ni 5				
		1.60	Ni 3				
		1.50	Ni 1				
	Nulux Sportive	1.60	SA3				TF
		1.53	SAX				TF
		1.50	SA1				TF
	Sync III	1.74	SYI7				5, 9 or 13
		1.67	SYI5				5, 9 or 13
		1.60	SYI3				5, 9 or 13
		1.53	SYIX				5, 9 or 13
		1.50	SYI1				5, 9 or 13

COMPENSATED POWERS

The power that is delivered to the eye will vary for a specific lens depending upon how it is positioned in front of the eye.

The change in observed power is dependent on vertex , pantoscopic tilt and face form angle which invariably will be different from the trial frame.

HOYA like many manufacturers compensate some of our lens designs to position of wear or "as worn" conditions.

When checking lenses on a focimeter the BS EN ISO 21987:2017 standard states that the verification power should be in line with the specifically calculated power provided by the manufacturer – which can be different to the ordered power.

So BS tolerance should be applied to the as worn or compensated powers.

Refractive Index

Index	1.74	1.67	1.60	1.53	1.50
Abbe number	31	31	40	43	58
Specific weight ρ	1.47g/cm ³	1.37g/cm ³	1.32g/cm ³	1.11g/cm ³	1.32g/cm ³
UV clear	100% @ 400nm	100% @ 390nm	100% @ 390nm	100% @ 395nm	100% @ 340nm
UV sensity	n/a	100% @ 395nm	100% @ 395nm	100% @ 395nm	100% @ 395nm

Availability/Possible Combinations Sensity Dark/ Sensity Shine/Light Mirror

- Sensity Dark (Brown/Grey/Green) available with 1.50 / 1.60 / 1.67 material
- Sensity Shine (Sensity Dark + Light Mirror) available with 1.50 / 1.60 material
- Light Mirror available with 1.50 / 1.60 material (and fixed combinations of Light Mirror + Gradient tints & polarised)

AVAILABILITY SENSITY DARK:

1.50 ALL DESIGNS (except polarised)		
SENSITY DARK		
Brown	Grey	Green
Y	Y	Y

1.60 ALL DESIGNS (except polarised)		
SENSITY DARK		
Brown	Grey	Green
Y	Y	Y

1.67 ALL DESIGNS		
SENSITY DARK		
Brown	Grey	Green
Y	Y	Y

AVAILABILITY SENSITY SHINE:

SENSITY DARK GREY
SENSITY DARK BROWN
SENSITY DARK GREEN

1.50 ALL DESIGNS		
LIGHT MIRROR		
Silver	Blue	Copper
Y	N	N
N	N	Y
N	Y	N

1.60		
LIGHT MIRROR		
Silver	Blue	Copper
Y	N	N
N	N	Y
N	Y	N

AVAILABILITY LIGHT MIRROR:

Light Mirror in combination with below tints/polarised only:

GRADIENT	MAROON 75%-15%
	MAROON 75%
	MAROON 85%-15%
	GRANITE 75%-15%
	GRANITE 75%
	GRANITE 85%-15%
GREEN 75%	

1.50 ALL DESIGNS			
LIGHT MIRROR			
Silver	Blue	Copper	Violet
Y	Y	Y	Y
Y	Y	Y	Y
Y	Y	Y	Y
Y	Y	Y	Y
Y	Y	Y	Y
Y	Y	Y	Y
Y	Y	Y	Y

1.60 ALL DESIGNS			
LIGHT MIRROR			
Silver	Blue	Copper	Violet
Y	Y	Y	Y
Y	Y	Y	Y
Y	Y	Y	Y
Y	Y	Y	Y
Y	Y	Y	Y
Y	Y	Y	Y
Y	Y	Y	Y

POLARISED*	GREY
	GREEN
	BROWN

Y	Y	Y	Y
Y	Y	Y	Y
Y	Y	Y	Y

Y	Y	Y	Y
Y	Y	Y	Y
Y	Y	Y	Y

*POLARISED DESIGNS AVAILABLE WITH LIGHT MIRROR (NOT IN COMBINATION WITH SENSITY/SENSITY DARK)

Mirror lenses



	Mirror	Light Mirror
Materials	1.50, 1.53*, 1.60, 1.67**	1.50, 1.53*, 1.60, 1.67**
Designs	All lens designs	Most lens designs
Coating	Concave AR Coating	Concave Anti-Reflection Coating

	Mirror			Light Mirror			
	Silver	Blue	Gold	Silver	Blue	Copper	Violet
Maroon 50%	✓	✓	✓				
Maroon 75%	✓	✓	✓				
Maroon 85%	✓	✓	✓				
Granite 50%	✓	✓	✓				
Granite 75%	✓	✓	✓				
Granite 85%	✓	✓	✓				
Green 50%	✓	✓	✓				
Green 75%	✓	✓	✓				
Green 85%	✓	✓	✓				
G15 85%	✓	✓	✓				
G25 75%	✓	✓	✓				
Maroon 75%-15%				✓	✓	✓	✓
Maroon 75%				✓	✓	✓	✓
Maroon 85%-15%				✓	✓	✓	✓
Granite 75%-15%				✓	✓	✓	✓
Granite 75%				✓	✓	✓	✓
Granite 85%-15%				✓	✓	✓	✓
Green 75%				✓	✓	✓	✓
Special Sphere	✓	✓	✓				
Dynamic Sphere*	✓	✓	✓	✓	✓	✓	✓

Spectrum Sphere
Spectrum Sphere
gradients

*Dynamic Sphere is not available in material 1.53

** HOYALux iD MySelf 1.67 available with both Mirror and light mirror

BENEFITS FOR YOU

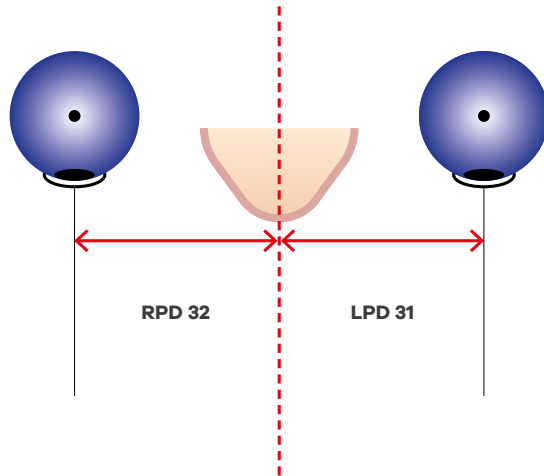
- Extended lens offer to be in line with the latest fashion trends.
- Wider target audience.
- You position yourself as a specialist who meets patient needs in terms of both function and fashion.

Monocular Optical Centration

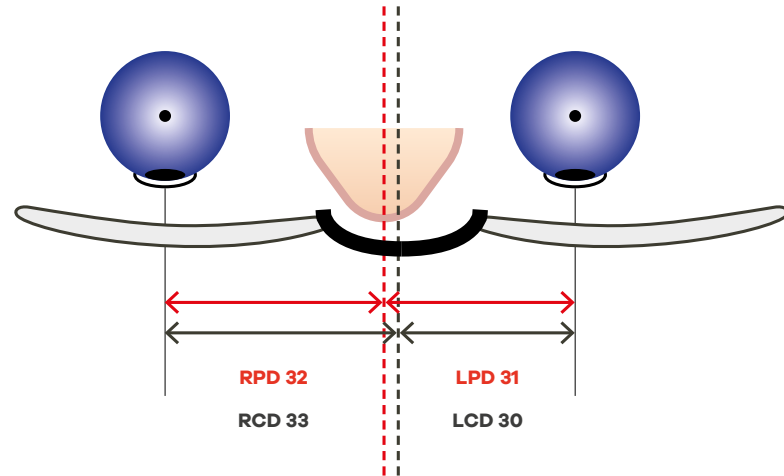
INFORMATION REGARDING MONOCULAR OPTICAL CENTRATION

When ordering HOYA lenses please note that when the centration distance is requested please ensure that it is the Optical Centration Distance that is supplied not Pupillary Distance with the frame fitted in the position it is to be worn before any measurements are taken.

Pupil distance is a measurement of the distance between the pupils and is measured in the facial plane, however the Optical Centration distance is a measurement in the spectacle plane which will take account of any anatomical features that shift the frame when being worn. This will ensure accuracy and improve performance when the lenses are glazed and being worn.



PD is Measured in the facial plane



Centration Distance is measured in the plane of the frame and accounts for anatomical features that may shift the frame.

HOYA Lens UK Limited
Industrial Estate
Wrexham LL13 9UA

☎ UK 0844 873 1110
☎ ROI 016950003

www.hoyanet.co.uk
www.hoyavision.co.uk
enquiries@hoya.co.uk

HOYA
FOR THE VISIONARIES

© 2018 HOYA Corporation
HOYA is a registered trademark
of HOYA Corporation
Publication date: November 2021